

PUBLISHED VERSION

G. Aad ...P. Jackson ... L. Lee ... A. Petridis ... M. J. White ... et al. (ATLAS Collaboration)
Measurements of $Z\gamma$ and $Z\gamma\gamma$ production in pp collisions at $\sqrt{s} = 8$ TeV with the ATLAS detector
Physical Review D - Particles, Fields, Gravitation, and Cosmology, 2016; 93(11):112002-1-112002-41

© 2016 CERN, for the ATLAS Collaboration. Published by the American Physical Society under the terms of the Creative Commons Attribution 3.0 License.

Originally published at:

<http://doi.org/10.1103/PhysRevD.93.112002>

PERMISSIONS

<http://creativecommons.org/licenses/by/3.0/>



Attribution 3.0 Unported (CC BY 3.0)

This is a human-readable summary of (and not a substitute for) the [license](#).

[Disclaimer](#)



You are free to:

Share — copy and redistribute the material in any medium or format

Adapt — remix, transform, and build upon the material

for any purpose, even commercially.

The licensor cannot revoke these freedoms as long as you follow the license terms.

Under the following terms:



Attribution — You must give **appropriate credit**, provide a link to the license, and **indicate if changes were made**. You may do so in any reasonable manner, but not in any way that suggests the licensor endorses you or your use.

No additional restrictions — You may not apply legal terms or **technological measures** that legally restrict others from doing anything the license permits.

<http://hdl.handle.net/2440/101487>

Measurements of $Z\gamma$ and $Z\gamma\gamma$ production in pp collisions at $\sqrt{s} = 8$ TeV with the ATLAS detector

G. Aad *et al.**

(ATLAS Collaboration)

(Received 18 April 2016; published 2 June 2016)

The production of Z bosons with one or two isolated high-energy photons is studied using pp collisions at $\sqrt{s} = 8$ TeV. The analyses use a data sample with an integrated luminosity of 20.3 fb^{-1} collected by the ATLAS detector during the 2012 LHC data taking. The $Z\gamma$ and $Z\gamma\gamma$ production cross sections are measured with leptonic (e^+e^- , $\mu^+\mu^-$, $\nu\bar{\nu}$) decays of the Z boson, in extended fiducial regions defined in terms of the lepton and photon acceptance. They are then compared to cross-section predictions from the Standard Model, where the sources of the photons are radiation off initial-state quarks and radiative Z -boson decay to charged leptons, and from fragmentation of final-state quarks and gluons into photons. The yields of events with photon transverse energy $E_T > 250$ GeV from $\ell^+\ell^-\gamma$ events and with $E_T > 400$ GeV from $\nu\bar{\nu}\gamma$ events are used to search for anomalous triple gauge-boson couplings $ZZ\gamma$ and $Z\gamma\gamma$. The yields of events with diphoton invariant mass $m_{\gamma\gamma} > 200$ GeV from $\ell^+\ell^-\gamma\gamma$ events and with $m_{\gamma\gamma} > 300$ GeV from $\nu\bar{\nu}\gamma\gamma$ events are used to search for anomalous quartic gauge-boson couplings $ZZ\gamma\gamma$ and $Z\gamma\gamma\gamma$. No deviations from Standard Model predictions are observed and limits are placed on parameters used to describe anomalous triple and quartic gauge-boson couplings.

DOI: [10.1103/PhysRevD.93.112002](https://doi.org/10.1103/PhysRevD.93.112002)

I. INTRODUCTION

The production of Z bosons has been used in many experiments to test the electroweak sector of the Standard Model (SM). Precision measurements made at LEP and at the SLAC Linear Collider established Z boson properties that are consistent with the SM assumption of a gauge boson without internal structure. Studies of the Z boson in hadroproduction experiments at the Tevatron and Large Hadron Collider (LHC) are in agreement with the production dynamics predicted by the $SU(2)_L \times U(1)_Y$ gauge group of the SM's electroweak sector. The couplings of the Z boson to W^\pm bosons have been observed and agree with SM predictions. No experimental evidence has been reported for couplings of Z bosons to photons. Anomalous properties of the Z boson are often constrained in terms of limits on the triple ($ZZ\gamma$ and $Z\gamma\gamma$) and quartic ($ZZ\gamma\gamma$ and $Z\gamma\gamma\gamma$) gauge-boson couplings. Such limits have been reported by many experiments at LEP [1–4], the Tevatron [5–7], and the LHC [8–11]. In addition, searches for new gauge bosons decaying to $Z\gamma$ have been used to further constrain physics beyond the SM [8,12].

Some of the elementary processes resulting in the production of a Z boson in association with one or two photons are illustrated by the leading-order Feynman

diagrams shown in Figs. 1(a)–1(e). Examples of triple and quartic gauge-boson couplings involving Z bosons and photons are shown in Figs. 1(f) and 1(g). These couplings are forbidden at tree level in the SM, but can arise in theories predicting anomalous couplings.

This paper presents measurements of the hadroproduction of Z bosons associated with one or two isolated photons. The measurements use 20.3 fb^{-1} of proton-proton (pp) collisions collected with the ATLAS detector at the CERN LHC operating at a center-of-mass energy of 8 TeV. The analyses use the decays $Z/\gamma^* \rightarrow \ell^+\ell^-$ (where $\ell = e$ or μ), with the invariant mass of the dilepton pair above 40 GeV, and $Z \rightarrow \nu\bar{\nu}$. The Z/γ^* decays to charged leptons are selected using triggers on high transverse momentum¹ (p_T) electrons or muons. The production channels studied are $pp \rightarrow \ell^+\ell^-\gamma + X$ and $pp \rightarrow \ell^+\ell^-\gamma\gamma + X$ where the photons are required to have transverse energy $E_T > 15$ GeV. The events with Z -boson decays to neutrinos are selected using high E_T photon triggers. Measurements are made of the processes $pp \rightarrow \nu\bar{\nu}\gamma + X$ with photon $E_T > 130$ GeV and $pp \rightarrow \nu\bar{\nu}\gamma\gamma + X$ where

¹ATLAS uses a right-handed coordinate system with its origin at the nominal interaction point (IP) in the center of the detector and the z -axis along the beam pipe. The x -axis points from the IP to the center of the LHC ring, and the y -axis points upward. Cylindrical coordinates (r, ϕ) are used in the transverse (x, y) plane, with ϕ being the azimuthal angle around the beam pipe. The pseudorapidity is defined in terms of the polar angle θ as $\eta = -\ln \tan(\theta/2)$. The distance ΔR in the η - ϕ space is defined as $\Delta R = \sqrt{(\Delta\eta)^2 + (\Delta\phi)^2}$. The transverse energy E_T is defined as $E_T = E \times \sin \theta$.

*Full author list given at the end of the article.

Published by the American Physical Society under the terms of the [Creative Commons Attribution 3.0 License](https://creativecommons.org/licenses/by/3.0/). Further distribution of this work must maintain attribution to the author(s) and the published article's title, journal citation, and DOI.

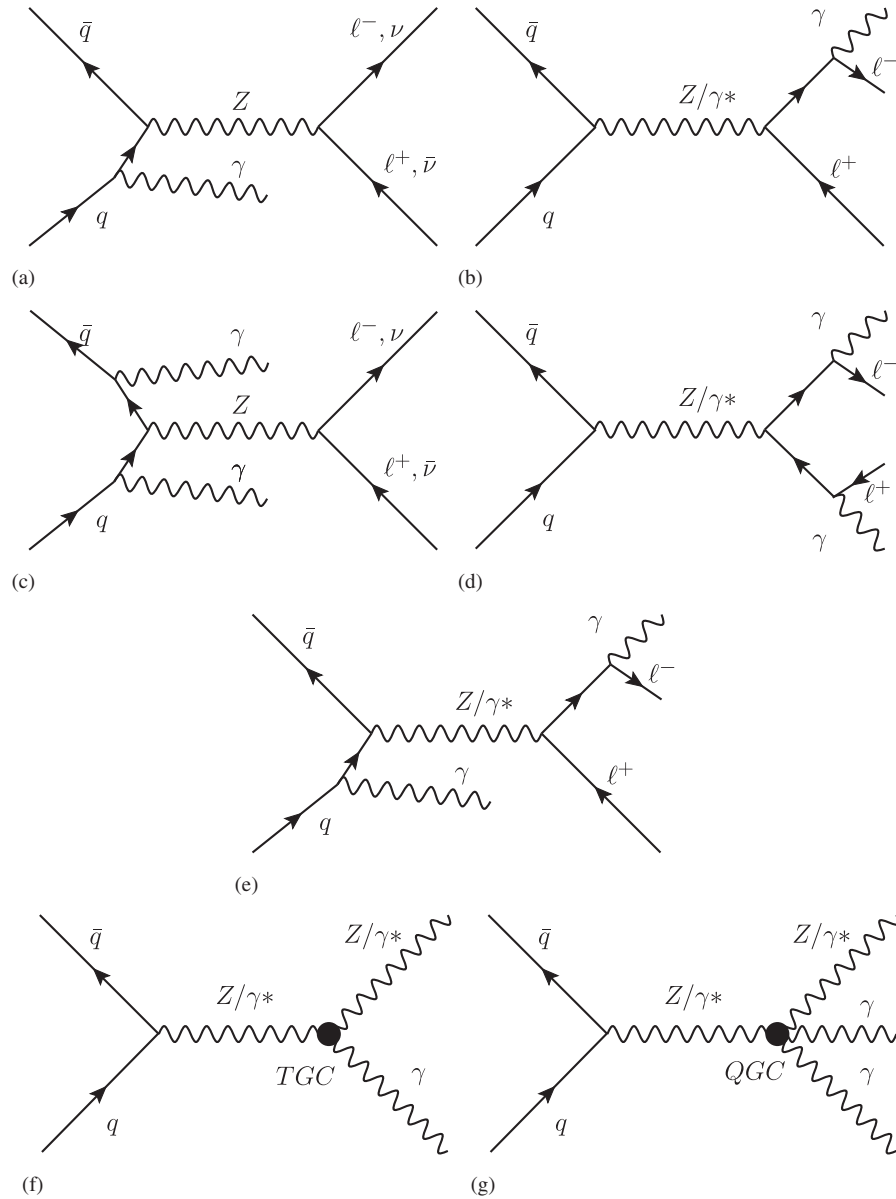


FIG. 1. Feynman diagrams of $Z\gamma(\gamma)$ production: (a), (c) initial-state photon radiation (ISR); (b), (d) final-state photon radiation (FSR); (e) mixed channel (FSR + ISR); (f) triple gauge-boson coupling (TGC) vertex; and (g) quartic gauge-boson coupling (QGC) vertex.

both the photons have $E_T > 22$ GeV. In all the production channels, the measurements are made with no restriction on the recoil system X (inclusive events) and by requiring that the system X have no central jet ($|\eta| < 4.5$) with $p_T > 30$ GeV (exclusive events). The SM sources of the direct photons are radiation off initial-state quarks and radiative Z -boson decay to charged leptons, and from fragmentation of final-state quarks and gluons into photons.

The measurements are compared to SM predictions obtained with a parton-shower Monte Carlo (MC) simulation and with two higher-order perturbative parton-level calculations at next-to-leading order (NLO) and next-to-next-to-leading order (NNLO) in the strong coupling constant α_s . The measured $Z\gamma$ production cross section

at high values of the photon E_T is used to search for anomalous triple gauge-boson ($ZZ\gamma$ and $Z\gamma\gamma$) couplings (aTGC). The measured $Z\gamma\gamma$ production cross section at high values of the diphoton mass $m_{\gamma\gamma}$ is used to search for anomalous quartic gauge-boson ($ZZ\gamma\gamma$ and $Z\gamma\gamma\gamma$) couplings (aQGC). Deviations from the SM Lagrangian are parametrized by adding higher-order operators that introduce couplings of photons to the Z bosons.

This paper is organized as follows. The ATLAS detector is briefly described in Sec. II. The signal and background simulation is presented in Sec. III. The object and event selections and the background estimation are described in Secs. IV and V, respectively. The results of cross-section measurements and their comparison with the Standard

Model predictions are presented in Secs. VI and VII, respectively. The limits on the anomalous triple and quartic gauge-boson couplings are presented in Sec. VIII. Section IX provides the conclusions.

II. THE ATLAS DETECTOR AND LHC DATA SAMPLE

The ATLAS detector has been described in detail elsewhere [13]. A short overview is presented here with an emphasis on the electromagnetic calorimeter needed for precision measurement of the high-energy photons. The major components of the ATLAS detector are an inner tracking detector (ID) surrounded by a thin superconducting solenoid providing a 2 T axial magnetic field, electromagnetic (EM) and hadronic calorimeters, and a muon spectrometer (MS). The ID is composed of three subsystems. The pixel and silicon microstrip detectors cover the pseudorapidity range $|\eta| < 2.5$, while the transition radiation tracker (TRT) has an acceptance range of $|\eta| < 2.0$. The TRT provides identification information for electrons by the detection of transition radiation. The MS is composed of three large superconducting air-core toroid magnets, a system of three stations of chambers for tracking measurements with high precision in the range $|\eta| < 2.7$, and a muon trigger system effective over the range $|\eta| < 2.4$.

The electromagnetic calorimeter is a lead/liquid-argon detector composed of a barrel ($|\eta| < 1.475$) and two end caps ($1.375 < |\eta| < 3.2$). For $|\eta| < 2.5$ the calorimeter has three layers, longitudinal in shower depth, with the first layer having the highest granularity in the η direction, and the second layer collecting most of the electromagnetic shower energy for high- p_T objects. A thin presampler layer covering the range $|\eta| < 1.8$ is used to correct for the energy lost by EM particles upstream of the calorimeter. The hadronic calorimeter system, which surrounds the electromagnetic calorimeter, is based on two different detector technologies, with scintillator tiles or liquid argon as the active medium, and with steel, copper, or tungsten as the absorber material. Photons are identified as narrow, isolated showers in the EM calorimeter with no penetration into the hadronic calorimeter. The fine segmentation of the ATLAS calorimeter allows efficient rejection of jets fragmenting to high-energy π^0 or η mesons that could be misidentified as isolated direct photons.

Collision events are selected using a three-level trigger system. The first-level trigger is based on custom-built electronics that use a subset of the total detector information to reduce the data rate to below the design value of 75 kHz. The subsequent two trigger levels run on a processor farm and analyze detector information with greater precision. The resulting recorded event rate from LHC pp collisions at $\sqrt{s} = 8$ TeV during the data-taking period in 2012 was approximately 400 Hz. After applying criteria to ensure nominal ATLAS detector operation, the

total integrated luminosity useful for data analysis is 20.3 fb^{-1} . The uncertainty in the integrated luminosity is determined to be 1.9%. It is derived, following the same methodology as that detailed in Ref. [14], from a calibration of the luminosity scale obtained from beam-separation scans.

Online triggers based on high-energy electrons, muons, and photons are used to select events with final states consistent with one of the four following processes:

- (i) $pp \rightarrow e^+e^-\gamma(\gamma) + X$,
- (ii) $pp \rightarrow \mu^+\mu^-\gamma(\gamma) + X$,
- (iii) $pp \rightarrow \nu\bar{\nu}\gamma + X$,
- (iv) $pp \rightarrow \nu\bar{\nu}\gamma\gamma + X$.

The $\ell^+\ell^-\gamma$ and $\ell^+\ell^-\gamma\gamma$ events are selected using single-lepton or dilepton triggers. The p_T thresholds are 24 GeV for single-lepton triggers, and 12 GeV (13 GeV) for dielectron (dimuon) triggers. A dimuon trigger with asymmetric muon p_T thresholds of 8 GeV and 18 GeV is also used. The $\nu\bar{\nu}\gamma$ and $\nu\bar{\nu}\gamma\gamma$ events are selected using a single-photon trigger with a threshold of $E_T > 120$ GeV and a diphoton trigger with a threshold of $E_T > 20$ GeV, respectively. For the events falling within the acceptance of the measurement, the trigger efficiency is close to 100% for $e^+e^-\gamma(\gamma)$ and $\nu\bar{\nu}\gamma$ final states, about 99% for $\nu\bar{\nu}\gamma\gamma$ final states, and about 95% for $\mu^+\mu^-\gamma(\gamma)$ final states.

III. SIMULATION OF SIGNALS AND BACKGROUNDS

Simulated signal and background events are produced with various Monte Carlo event generators, processed through a full ATLAS detector simulation [15] using GEANT4 [16], and then reconstructed with the same procedure as for data. Additional pp interactions (pileup), in the same and neighboring bunch crossings, are overlaid on the hard scattering process in MC simulation. The MC events are then reweighted to reproduce the distribution of the number of interactions per bunch crossing in data. The mean number of interactions per bunch crossing in the data set considered is 20.7.

A. Monte Carlo generation of SM $pp \rightarrow Z\gamma(\gamma) + X$ and anomalous gauge-boson couplings processes

The efficiency of the event selection is studied using a MC simulation of the $Z\gamma$ and $Z\gamma\gamma$ signals using the SHERPA 1.4 generator [17] with the CT10 parton distribution function (PDF) set [18], and leading-order (LO) matrix elements with up to three additional final-state partons for $Z\gamma$ and up to one additional final-state parton for $Z\gamma\gamma$. SHERPA uses the CKKW scheme [19,20] to merge matrix elements and parton showers. This ‘‘multileg’’ approach ensures that the first few hardest emissions are modeled by the real-emission matrix elements. SHERPA was found to adequately characterize the distributions of selected $Z\gamma$

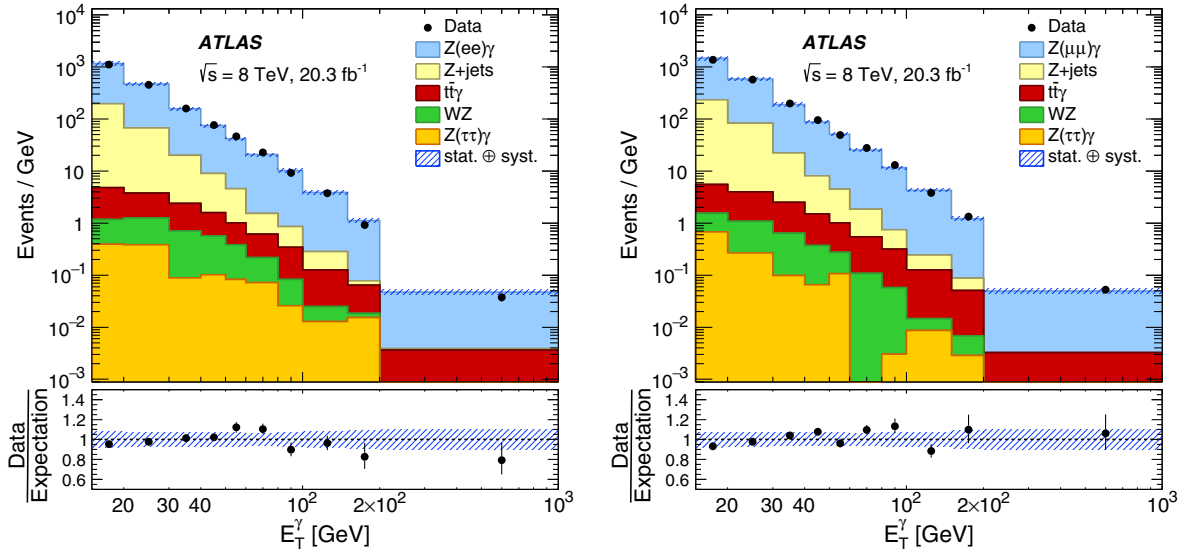


FIG. 2. The photon transverse energy (E_T^γ) distributions from inclusive ($N_{\text{jet}} \geq 0$) $\ell^+\ell^-\gamma$ events for the electron (left) and muon (right) channels. The numbers of candidates observed in data (points with error bars) are compared to the sum of the SM signal predicted from SHERPA and the various backgrounds discussed in Sec. V A. The uncertainty band on the sum of expected signal and backgrounds includes both the statistical and systematic uncertainties in the MC simulations and the data-driven background estimate added in quadrature. The signal is normalized using the cross sections predicted by SHERPA. The theoretical uncertainties in the signal cross sections are evaluated bin by bin using MCFM, as described in Sec. VII A. The ratio of the numbers of candidates observed in data to the sum of expected signal and backgrounds is also shown.

candidates in a previous publication [8]. Theoretical uncertainties in the SHERPA predictions in Figures 2–6 are taken to be the same as those estimated with MCFM in Sec. VII A.

Signal samples with anomalous triple and quartic gauge-boson couplings are generated using SHERPA for aTGC and VBFNLO 2.7.0 [21–23] interfaced to PYTHIA 8.175 [24] for parton showering, hadronization, and the underlying event for aQGC. More details are given in Sec. VIII.

B. Monte Carlo generation of background processes

In the measurements of the $e^+e^-\gamma(\gamma)$, $\mu^+\mu^-\gamma(\gamma)$, and $\nu\bar{\nu}\gamma(\gamma)$ production cross sections, backgrounds are estimated either from simulation or from data. The main backgrounds arise from object misidentification and are obtained using data-driven techniques, as described in Sec. V. MC simulated backgrounds are used for validation in this case. Smaller backgrounds are estimated directly from simulation.

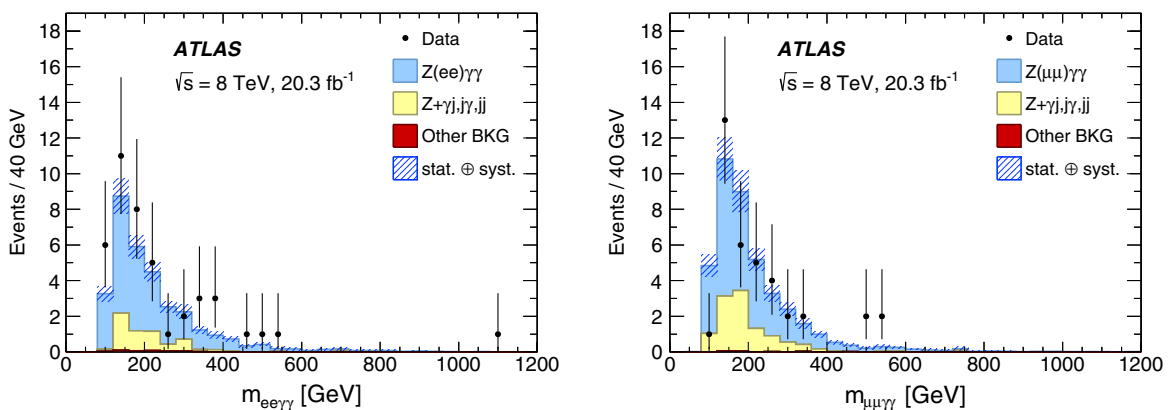


FIG. 3. The four-body invariant mass ($m_{\ell^+\ell^-\gamma\gamma}$) distributions from inclusive ($N_{\text{jet}} \geq 0$) $\ell^+\ell^-\gamma\gamma$ events for the electron (left) and muon (right) channels. The numbers of candidates observed in data (points with error bars) are compared to the sum of the SM signal predicted from SHERPA and the various backgrounds discussed in Sec. V A. The uncertainty band on the sum of expected signal and backgrounds includes both the statistical and systematic uncertainties in the MC simulations and the data-driven background estimate added in quadrature. The signal is normalized using the cross sections predicted by SHERPA. The theoretical uncertainties in the signal cross sections are evaluated using MCFM, as described in Sec. VII A.

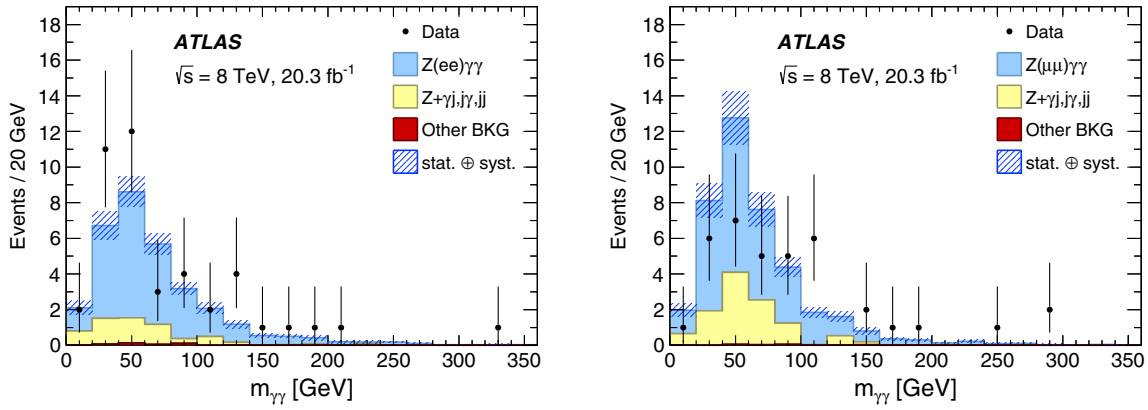


FIG. 4. The diphoton invariant mass ($m_{\gamma\gamma}$) distributions from inclusive ($N_{\text{jet}} \geq 0$) $\ell^+\ell^-\gamma\gamma$ events for the electron (left) and muon (right) channels. The numbers of candidates observed in data (points with error bars) are compared to the sum of the SM signal predicted from SHERPA and the various backgrounds discussed in Sec. V A. The uncertainty band on the sum of expected signal and backgrounds includes both the statistical and systematic uncertainties in the MC simulations and the data-driven background estimate added in quadrature. The signal is normalized using the cross sections predicted by SHERPA. The theoretical uncertainties in the signal cross sections are evaluated using MCFM, as described in Sec. VII A.

The WZ and ZZ backgrounds are generated with POWHEG-BOX [25,26] and the CT10 PDF set, with parton showering, hadronization, and the underlying event modeled by PYTHIA 8.165 with the AU2 set of tuned parameters [27]. The background arising from $t\bar{t}\gamma$ is generated with MADGRAPH5_AMC@NLO 5.2.1.0 [28] and the CTEQ6L1 [29] PDF set, with parton showering, hadronization, and the underlying event modeled by PYTHIA 8.183. SHERPA 1.4 with the CT10 PDF set is used to simulate $\tau^+\tau^-\gamma(\gamma)$, γ + jets,

and $W\gamma(\gamma)$ events. An alternative MC sample of simulated γ + jet events is generated using PYTHIA8.165 with the CTEQ6L1 PDF set. An alternative MC sample of simulated $W\gamma$ events is generated using ALPGEN 2.14 [30] with the CTEQ6L1 PDF set, interfaced to HERWIG 6.520 [31] with JIMMY 4.30 [32] and the AUET2 set of tuned parameters [33] for parton showering, hadronization, and the underlying event. The $t\bar{t}\gamma$, WZ , and ZZ backgrounds are normalized using the NLO cross sections [26,34]; the

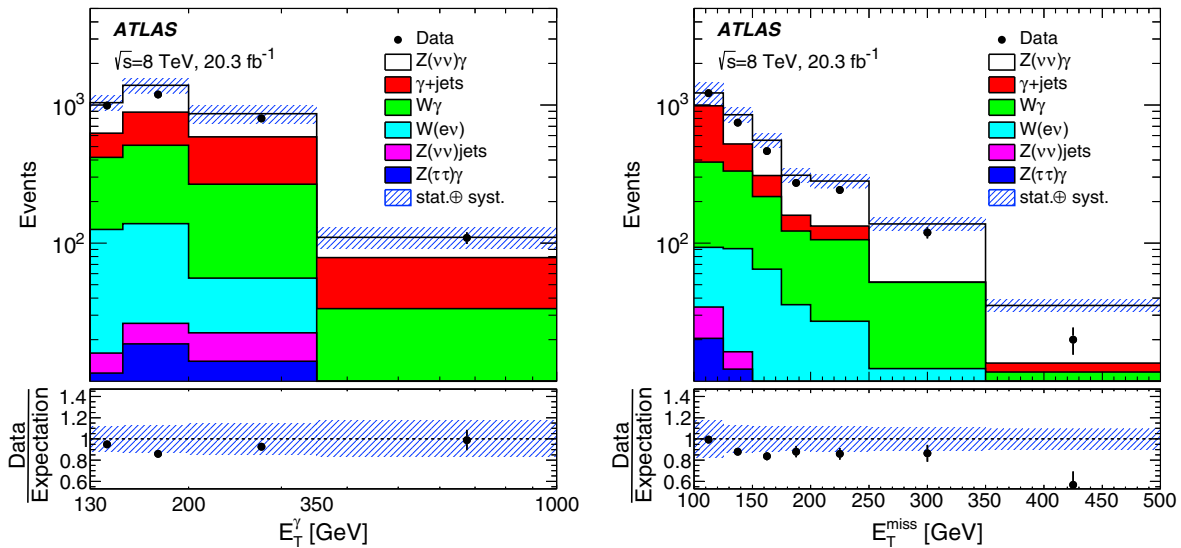


FIG. 5. The photon transverse energy E_T (left) and missing transverse momentum E_T^{miss} (right) distributions from inclusive ($N_{\text{jet}} \geq 0$) $\nu\bar{\nu}\gamma$ events. The numbers of candidates observed in data (points with error bars) are compared to the sum of the SM signal predicted from SHERPA and the various backgrounds discussed in Sec. V B. The uncertainty band on the sum of expected signal and backgrounds includes both the statistical and systematic uncertainties in the MC simulations and the data-driven background estimate added in quadrature. The signal is normalized using the cross sections predicted by SHERPA. The theoretical uncertainties in the signal cross sections are evaluated bin by bin using MCFM, as described in Sec. VII A. The ratio of the numbers of candidates observed in data to the sum of expected signal and backgrounds is also shown.

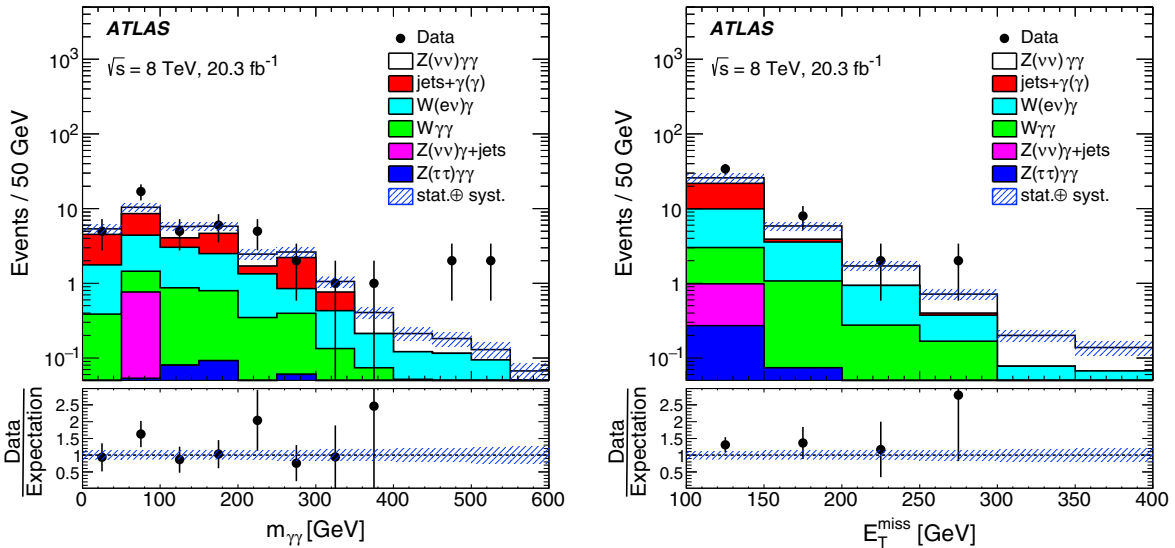


FIG. 6. The diphoton invariant mass $m_{\gamma\gamma}$ (left) and missing transverse momentum E_T^{miss} (right) distributions from inclusive ($N_{\text{jet}} \geq 0$) $\nu\bar{\nu}\gamma\gamma$ events. The numbers of candidates observed in data (points with error bars) are compared to the sum of the SM signal predicted from SHERPA and the various backgrounds discussed in Sec. V B. The uncertainty band on the sum of expected signal and backgrounds includes both the statistical and systematic uncertainties in the MC simulations and the data-driven background estimate added in quadrature. The signal is normalized using the cross sections predicted by SHERPA. The theoretical uncertainties in the signal cross sections are evaluated using MCFM, as described in Sec. VII A. The ratio of the numbers of candidates observed in data to the sum of expected signal and backgrounds is also shown.

$\tau^+\tau^-\gamma$ and $\tau^+\tau^-\gamma\gamma$ backgrounds are normalized using the cross sections predicted by SHERPA.

IV. SELECTION OF $Z\gamma$ AND $Z\gamma\gamma$ SIGNAL EVENTS

The event selection criteria are chosen to provide precise cross-section measurements of $Z\gamma$ and $Z\gamma\gamma$ production, and to provide good sensitivities to anomalous gauge-boson couplings between photons and the Z bosons. The selections are optimized for each of these measurements to obtain high signal efficiency together with good background rejection.

A. Physics object reconstruction and identification

Collision events are selected by requiring at least one reconstructed primary vertex candidate with at least three charged-particle tracks with $p_T > 0.4$ GeV. The vertex candidate with the highest sum of the p_T^2 of the associated tracks is chosen as the event's primary vertex. This criterion may choose the wrong primary vertex in $\nu\bar{\nu}\gamma(\gamma)$ events. The effect of such a wrong choice was studied in simulation and found to have negligible impact on the photon transverse energy resolution for this analysis.

Electron candidates are reconstructed within the fiducial acceptance region $|\eta| < 2.47$ from an energy cluster in the EM calorimeter associated with a reconstructed track in the ID [35]. Photon candidates are reconstructed from energy clusters with $|\eta| < 2.37$ [36]. The EM cluster of the electron/photon candidate must lie outside the transition region between the barrel and end cap EM calorimeters;

thus electrons and photons with $1.37 < |\eta| < 1.52$ are rejected. The cluster energies are corrected using an *in situ* calibration based on the known Z boson mass [37]. Clusters without matching tracks are classified as unconverted photon candidates, whereas clusters that are matched to one or two tracks that originate from a conversion vertex are considered as converted photon candidates. Both the unconverted and converted candidates are used in the analysis. Electron tracks are required to be matched to the event primary vertex. The electron d_0 significance, defined as the ratio of the absolute value of the transverse impact parameter, d_0 , with respect to the primary vertex, to its measured uncertainty, must be less than 6.0, and the weighted electron longitudinal impact parameter with respect to the primary vertex $|z_0 \times \sin \theta|$ must be less than 0.5 mm. Reconstructed electrons are required to have $p_T > 25$ GeV. The photon E_T threshold depends on the analysis channel.

Muon candidates are identified, within pseudorapidity $|\eta| < 2.5$, by matching complete tracks or track segments in the MS to tracks in the ID [38]. Similarly to electrons, the muon candidates are required to be matched to the primary vertex with a transverse impact parameter significance of less than 3.0, and a weighted longitudinal impact parameter $|z_0 \times \sin \theta|$ of less than 0.5 mm. Reconstructed muons are required to have $p_T > 25$ GeV.

Photons and electrons are required to meet identification criteria based on shower shapes in the EM calorimeter, leakage into the hadronic calorimeter, and ID tracking information. The resulting selected photons are classified as

“loose” or “tight” and the electrons as “medium” as defined in Refs. [35,36,39]. The tight identification criterion for photons is used to suppress the background from multiple showers produced in meson (e.g., π^0, η) decays [36]. The electron identification criteria are used to suppress background electrons (primarily from photon conversions and Dalitz decays) and jets faking electrons [37].

Photons, electrons, and muons are required to be isolated from nearby hadronic activity. Photons are considered isolated if the sum of transverse energy calculated from clusters of calorimeter energy deposits [40] in an “isolation” cone of size $\Delta R = 0.4$ around the candidate, E_T^{iso} , is smaller than 4 GeV after subtracting the contribution from the photon itself, and corrected for the leakage of the photon energy and the effects of underlying event and pileup [41,42]. For electrons to be isolated, the calorimeter transverse energy deposits and the sum of the transverse momenta of tracks associated to the primary vertex in a cone of size $\Delta R = 0.2$ around the candidate after subtracting the contribution from the electron itself must be below $0.14 \times p_T^e$ and $0.13 \times p_T^e$, respectively, where p_T^e is the electron transverse momentum. Muons are considered isolated if the sum of the transverse momenta of ID tracks associated to the primary vertex excluding the track associated with the muon in a cone of size $\Delta R = 0.2$ is below $0.1 \times p_T^\mu$, where p_T^μ is the muon transverse momentum.

All lepton and photon efficiencies of the trigger, reconstruction, and identification are corrected in the simulation with data-derived correction factors, whose values are normally within a few percent of 1.

Jets are reconstructed from clustered energy deposits in the calorimeter using the anti- k_r algorithm [43] with radius parameter $R = 0.4$ and are required to have $p_T > 30$ GeV and $|\eta| < 4.5$. Reconstructed calorimeter jets are corrected for effects of noncompensating response, energy losses in the dead material, shower leakage, and inefficiencies in energy clustering and jet reconstruction by applying a simulation-based correction derived in bins of η and E . An *in situ* calibration corrects for differences between data and simulation in the jet response. This jet energy scale calibration is thoroughly discussed in Ref. [44]. In order to reduce pileup effects, for jets with $p_T < 50$ GeV and $|\eta| < 2.4$ the jet vertex fraction (JVF), defined as the ratio of the summed scalar p_T of tracks associated with both the $R = 0.4$ jet and the primary vertex to that of all tracks associated with the jet, must be greater than 0.5.

To reject electrons reconstructed from a bremsstrahlung photon emitted by a muon traversing the calorimeter, any electron candidate within a $\Delta R = 0.1$ cone around a selected muon is removed. Jets are removed if they are found within a $\Delta R = 0.3$ cone around a selected lepton or photon.

The missing transverse momentum vector \vec{p}_T^{miss} is the vector of momentum imbalance in the transverse plane. The

reconstruction of the direction and magnitude of the missing transverse momentum vector is described in Ref. [45]. The \vec{p}_T^{miss} is calculated from the vector sum of the calibrated transverse momenta of all jets with $p_T > 20$ GeV and $|\eta| < 4.5$, the transverse momenta of electron and muon candidates, and all calorimeter energy clusters not belonging to a reconstructed object (soft term). Selection criteria based on \vec{p}_T^{miss} or its magnitude E_T^{miss} are used only in the neutrino channels, as described in Sec. IV C.

B. Selection of $\ell^+\ell^-\gamma$ and $\ell^+\ell^-\gamma\gamma$ event candidates

Selected $\ell^+\ell^-\gamma$ or $\ell^+\ell^-\gamma\gamma$ event candidates must contain exactly one pair of same-flavor, opposite-charge isolated leptons (electrons or muons) and at least one or two isolated photons with $E_T^\gamma > 15$ GeV, respectively. In the case of additional photon candidates, those with the highest E_T^γ are selected. The dilepton invariant mass $m_{\ell^+\ell^-}$ is required to be greater than 40 GeV. The reconstructed photons are removed if they are found within a $\Delta R = 0.7$ (0.4) cone around a selected lepton for $\ell^+\ell^-\gamma$ ($\ell^+\ell^-\gamma\gamma$) events. A further requirement on the photon-photon separation of $\Delta R(\gamma, \gamma) > 0.4$ is applied in $\ell^+\ell^-\gamma\gamma$ events. The selected events are categorized as inclusive events, referring to those with no requirement on the jets, and exclusive events, which are defined to be those with no selected jet with $p_T > 30$ GeV and $|\eta| < 4.5$.

C. Selection of $\nu\bar{\nu}\gamma$ and $\nu\bar{\nu}\gamma\gamma$ event candidates

The $\nu\bar{\nu}\gamma$ event candidates are selected by considering events with $E_T^{\text{miss}} > 100$ GeV and at least one isolated photon with $E_T^\gamma > 130$ GeV. The separation between the reconstructed photon direction and \vec{p}_T^{miss} in the transverse plane is required to be $\Delta\phi(\vec{p}_T^{\text{miss}}, \gamma) > \pi/2$, since in signal events the Z boson should recoil against the photon. The $\nu\bar{\nu}\gamma\gamma$ event candidates are selected by considering events with $E_T^{\text{miss}} > 110$ GeV and at least two isolated photons with $E_T > 22$ GeV and $\Delta R(\gamma, \gamma) > 0.4$. The directions of the diphoton system and the \vec{p}_T^{miss} are required to be separated in the transverse plane by $\Delta\phi(\vec{p}_T^{\text{miss}}, \gamma\gamma) > 5\pi/6$. In the case of additional photon candidates in $\nu\bar{\nu}\gamma/\nu\bar{\nu}\gamma\gamma$ events, one/two photons with the highest E_T^γ are selected. To suppress $W(\gamma) + \text{jets}$ and $W\gamma(\gamma)$ backgrounds, events containing an identified muon or electron (as defined in Sec. IV A without isolation requirement) are rejected. The selected events are categorized as inclusive events and exclusive events, as described in Sec. IV B.

V. ESTIMATION OF BACKGROUNDS

This section describes the background estimation in each of the final states. The backgrounds in the $\ell^+\ell^-\gamma$ and $\ell^+\ell^-\gamma\gamma$ final states are discussed in Sec. V A. The dominant backgrounds in these final states are $Z + \text{jets}$

and $Z\gamma + \text{jets}$ with jets misidentified as photons. The backgrounds in the $\nu\bar{\nu}\gamma$ and $\nu\bar{\nu}\gamma\gamma$ final states are discussed in Sec. VB. The dominant backgrounds in these final states are those with jets misidentified as photons and those with electrons misidentified as photons, as well as $W(\ell\nu)\gamma$ and $W(\ell\nu)\gamma\gamma$ where the lepton from the W decay is not detected.

A. Backgrounds to $\ell^+\ell^-\gamma$ and $\ell^+\ell^-\gamma\gamma$

Backgrounds in the selected $\ell^+\ell^-\gamma$ and $\ell^+\ell^-\gamma\gamma$ samples are dominated by events in which hadronic jets, which contain photons from π^0 or η decays, are misidentified as prompt photons. In the $\ell^+\ell^-\gamma$ measurement, the background from jets misidentified as photons originates from the production of Z bosons in association with jets ($Z + \text{jets}$), while in the $\ell^+\ell^-\gamma\gamma$ measurement this background originates from both $Z\gamma$ in association with jets ($Z\gamma + \text{jets}$) and $Z + \text{jets}$ events with one or two jets misidentified as photons, respectively. The backgrounds from jets misidentified as photons are estimated using data-driven methods as described in Secs. VA1 and VA2. Smaller backgrounds originate from $t\bar{t}\gamma$, WZ , and $\tau^+\tau^-\gamma$ for $\ell^+\ell^-\gamma$, and from WZ , ZZ , and $\tau^+\tau^-\gamma\gamma$ for $\ell^+\ell^-\gamma\gamma$. The backgrounds from $t\bar{t}\gamma$ and $\tau^+\tau^-\gamma(\gamma)$ yield the same final states as the signals, while the backgrounds from WZ and ZZ meet the selection criteria when the electrons from the W or Z decay are misidentified as photons or when final-state photons are radiated. These are expected to contribute in total less than 1.5% of the selected event yield in both the $\ell^+\ell^-\gamma$ and $\ell^+\ell^-\gamma\gamma$ final states, and are derived from simulation as described in Sec. VA3.

1. Estimation of the background from jets misidentified as photons in $\ell^+\ell^-\gamma$ measurements

For the $\ell^+\ell^-\gamma$ measurement, a two-dimensional sideband method is used to measure the background from jets misidentified as photons, as described in Refs. [8,41]. In this method, a looser photon selection is considered, in which the isolation and some identification requirements on the photon are discarded. After this selection, the $\ell^+\ell^-\gamma$ events are separated into one signal and three control regions, defined by varying the photon identification and isolation requirements. Photon candidates failing a subset of requirements on the photon shower-shape variables but satisfying all other requirements in the tight photon identification are considered as ‘‘nontight.’’ Events in the signal region (A) have the photon satisfying the nominal photon isolation and tight identification requirements as described in Sec. IVA. The three control regions are defined as

- (i) Control region B: the photon candidate meets the tight identification criteria and is not isolated ($E_T^{\text{iso}} > 4$ GeV);

- (ii) Control region C: the photon candidate meets the nontight identification criteria and is isolated ($E_T^{\text{iso}} < 4$ GeV);
- (iii) Control region D: the photon candidate meets the nontight identification criteria and is not isolated ($E_T^{\text{iso}} > 4$ GeV).

The shower-shape requirements that the nontight photons are required to fail are chosen to enhance the $Z + \text{jets}$ background events in the control regions while minimizing the correlation with the photon isolation. The number of $Z + \text{jets}$ events in the signal region, $N_A^{j\rightarrow\gamma}$, can be derived from the number of observed events in the control regions N_i ($i = B, C, D$):

$$N_A^{j\rightarrow\gamma} = \left((N_B - N_B^{\text{Other BKG}} - c_B N_A^{Z\gamma}) \times \frac{N_C - N_C^{\text{Other BKG}} - c_C N_A^{Z\gamma}}{N_D - N_D^{\text{Other BKG}} - c_D N_A^{Z\gamma}} \right) R, \quad (1)$$

$$N_A^{Z\gamma} = N_A - N_A^{\text{Other BKG}} - N_A^{j\rightarrow\gamma}. \quad (2)$$

The coefficients c_i ($i = B, C, D$) are equal to the ratio of the $\ell^+\ell^-\gamma$ yields in the control regions to the signal region, and are estimated from simulation. For both inclusive and exclusive channels, the values of c_B and c_C are smaller than 0.1, and the values of c_D are smaller than 0.01. The R factor accounts for a potential correlation between the photon identification and isolation variables for the $Z + \text{jets}$ background. The central value of R is taken to be 1, as would be the case for no correlation. Its uncertainty of 20% is determined by the deviation of the R value from one as determined from simulation studies of the $Z + \text{jets}$ background. The yields $N_i^{\text{Other BKG}}$ ($i = A, B, C, D$) are the contributions from other electroweak backgrounds in each region taken from simulation. Equations (1) and (2) yield a quadratic expression in the unknown variable $N_A^{j\rightarrow\gamma}$. The solution with physical meaning is retained.

The uncertainty in the value of R represents the dominant systematic uncertainty of 24% in the estimate of the $Z + \text{jets}$ background. The second largest systematic uncertainty of 10% arises from the inaccuracy in modeling of the coefficients c_i , mainly due to the uncertainties in photon identification and isolation efficiencies. An additional $Z + \text{jets}$ background uncertainty of 5% arises from uncertainties in the estimates of the $N_i^{\text{Other BKG}}$ in each of the control regions.

2. Estimation of the background from jets misidentified as photons in $\ell^+\ell^-\gamma\gamma$ measurements

A matrix method as described in Ref. [46] is used to estimate the background from jets misidentified as photons in $\ell^+\ell^-\gamma\gamma$ events from $Z(\ell^+\ell^-)\gamma + \text{jets}$ and $Z(\ell^+\ell^-) + \text{jets}$ events with one or two jets misidentified as photons. The method uses as inputs the jet-to-photon misidentification rate (fake rate), f , which is the probability for a jet satisfying loose

photon identification criteria [36] to be identified as a tight and isolated photon, and the real photon identification efficiency, ϵ , which is the probability for loose prompt photons to be identified as tight and isolated photons. The fake rate and the real photon identification efficiency are estimated from data and from MC simulation, respectively.

$$\begin{pmatrix} N_{\text{TT}} \\ N_{\text{TL}} \\ N_{\text{LT}} \\ N_{\text{LL}} \end{pmatrix} = \begin{pmatrix} \epsilon_1\epsilon_2 & \epsilon_1f_2 & f_1\epsilon_2 & f_1f_2 \\ \epsilon_1(1-\epsilon_2) & \epsilon_1(1-f_2) & f_1(1-\epsilon_2) & f_1(1-f_2) \\ (1-\epsilon_1)\epsilon_2 & (1-\epsilon_1)f_2 & (1-f_1)\epsilon_2 & (1-f_1)f_2 \\ (1-\epsilon_1)(1-\epsilon_2) & (1-\epsilon_1)(1-f_2) & (1-f_1)(1-\epsilon_2) & (1-f_1)(1-f_2) \end{pmatrix} \begin{pmatrix} N_{\gamma\gamma} \\ N_{\gamma\text{jet}} \\ N_{\text{jet}\gamma} \\ N_{\text{jetjet}} \end{pmatrix}. \quad (3)$$

In the subscripts TT, TL, LT, LL, the first (second) subscript refers to the leading (subleading) reconstructed photon candidate; T means that it is tight and isolated while L corresponds to a loose, not tight or not isolated candidate. Similarly, the subscripts $\gamma\gamma$, γjet , $\text{jet}\gamma$, and jetjet correspond to the cases of two photons, leading photon and subleading jet, leading jet and subleading photon, and two jets, respectively. The subscripts 1 and 2 refer to the leading and subleading photon candidates, respectively. The number of each type of event, $N_{\gamma\gamma}$, $N_{\gamma\text{jet}}$, $N_{\text{jet}\gamma}$, N_{jetjet} , is obtained by solving Eq. (3), from which the number of background events with jets misidentified as photons in the signal region, $N_{\text{TT}}^{j\rightarrow\gamma}$, is then obtained: $N_{\text{TT}}^{j\rightarrow\gamma} = \epsilon_1f_2 \times N_{\gamma\text{jet}} + f_1\epsilon_2 \times N_{\text{jet}\gamma} + f_1f_2 \times N_{\text{jetjet}}$.

The fake rate is estimated from data using a sample enriched in $Z(\ell^+\ell^-) + \text{jets}$ with one jet misidentified as a photon. To suppress the contribution from $Z \rightarrow \ell^+\ell^-\gamma$, the invariant mass of opposite-charge dilepton pairs in the events is required to be within 8 GeV of the Z boson mass. A two-dimensional sideband method similar to that described in Sec. VA 1 is used to estimate the number of $\ell^+\ell^- + \text{jets}$ events in which the loose jets satisfy the tight identification and isolation requirements. As the fake rate depends on the photon E_T , a fake rate as a function of the photon E_T is used in the matrix method. The real photon identification efficiency, which is also a function of the photon E_T , is estimated from MC simulation.

The systematic uncertainty related to the background from jets misidentified as photons is dominated by the potential bias of the two-dimensional sideband method to estimate the fake rate. It is evaluated from $Z + \text{jets}$ MC simulation to be about 23%, by comparing the fake rate calculated by the two-dimensional sideband method to the fake rate calculated using the generator-level information in the MC simulation. Other systematic uncertainties, arising from possible inaccuracy in modeling of the real photon identification efficiency, other electroweak backgrounds, as well as the dependence of ϵ and f on photon η , sum to about 10%.

A 4×4 matrix is constructed from the fake rate and the real photon identification efficiency, relating the observed number of events, $N_{\text{TT}}, N_{\text{TL}}, N_{\text{LT}}, N_{\text{LL}}$, to the unknown number of each type of event, $N_{\gamma\gamma}, N_{\gamma\text{jet}}, N_{\text{jet}\gamma}, N_{\text{jetjet}}$, by a set of linear equations:

3. Results of the background estimation for $\ell^+\ell^-\gamma$ and $\ell^+\ell^-\gamma\gamma$

The backgrounds other than those from jets misidentified as photons are estimated using MC simulation. The systematic uncertainties in these backgrounds consist of the experimental uncertainties described in Sec. VIB and the cross-section uncertainties, which are 22% ($t\bar{t}\gamma$ [34]), 10% (WZ [47,48]) and 15% (ZZ [47,49]). The cross-section uncertainties in the $\tau^+\tau^-\gamma$ and $\tau^+\tau^-\gamma\gamma$ backgrounds are evaluated to be 7% using MCFM, as described in Sec. VII A. An additional uncertainty of 30% (60%) is assigned to the WZ (ZZ) background to account for the mismodeling of the electron-to-photon fake rate. This uncertainty is estimated by comparing the fake rate predicted by simulation to that estimated in data, using the method described in Sec. VB 3.

The number of events observed in data, $N_{Z\gamma}^{\text{obs}}$, as well as the estimated background yields in the $\ell^+\ell^-\gamma$ and $\ell^+\ell^-\gamma\gamma$ measurements, are summarized in Tables I and II, respectively.

The E_T distributions of photons selected in the $e^+e^-\gamma$ and $\mu^+\mu^-\gamma$ inclusive measurements are shown in Fig. 2. The highest- E_T photon is measured as $E_T^\gamma = 585(570)$ GeV in the $e^+e^-\gamma$ ($\mu^+\mu^-\gamma$) final state. The background from jets misidentified as photons ($Z + \text{jets}$) in each E_T bin results from the data-driven estimation for that bin. The distributions of other backgrounds are taken from MC simulation normalized to the integrated luminosity with the cross sections of the background processes. Similarly, Figs. 3 and 4 present the distributions of the invariant mass of the $\ell^+\ell^-\gamma\gamma$ four-body system and the diphoton invariant mass distributions, respectively, in the $e^+e^-\gamma\gamma$ and $\mu^+\mu^-\gamma\gamma$ inclusive measurements.

B. Backgrounds to $\nu\bar{\nu}\gamma$ and $\nu\bar{\nu}\gamma\gamma$

Backgrounds to the $\nu\bar{\nu}\gamma$ and $\nu\bar{\nu}\gamma\gamma$ signals originate from several sources (listed in decreasing order of significance): events with prompt photons and mismeasured jet momenta causing missing transverse momentum (dominant for the

TABLE I. Total number of events satisfying the $\ell^+\ell^-\gamma$ selection requirements in data ($N_{Z\gamma}^{\text{obs}}$), predicted number of signal events from SHERPA ($N_{Z\gamma}^{\text{sig}}$), and the estimated number of background events ($N_{Z\gamma}^{j\rightarrow\gamma}$ and $N_{Z\gamma}^{\text{Other BKG}}$) in the $e^+e^-\gamma$ and $\mu^+\mu^-\gamma$ channels with the inclusive ($N_{\text{jets}} \geq 0$) and exclusive ($N_{\text{jets}} = 0$) selections. The first uncertainty is statistical and the second is the sum of all contributions to the systematic uncertainty. The statistical uncertainties arise from the numbers of events in the control regions and the simulation. The systematic uncertainties in the signal include both the experimental uncertainties described in Sec. VIB and the theoretical uncertainties in the cross sections evaluated using MCFM, as described in Sec. VII A.

	$e^+e^-\gamma$		$\mu^+\mu^-\gamma$	
	$N_{\text{jets}} \geq 0$		$N_{\text{jets}} = 0$	
$N_{Z\gamma}^{\text{obs}}$	13807	17054	10268	12738
$N_{Z\gamma}^{j\rightarrow\gamma}$	$1840 \pm 90 \pm 480$	$2120 \pm 90 \pm 560$	$1260 \pm 80 \pm 330$	$1510 \pm 80 \pm 400$
$N_{Z\gamma}^{\text{Other BKG}}$	$143 \pm 3 \pm 28$	$146 \pm 2 \pm 29$	$30.8 \pm 1.6 \pm 6.7$	$26.9 \pm 1.5 \pm 5.8$
$N_{Z\gamma}^{\text{sig}}$ (SHERPA)	$12040 \pm 40 \pm 820$	$15070 \pm 40 \pm 960$	$9160 \pm 30 \pm 750$	$11570 \pm 40 \pm 910$

inclusive measurement); nonsignal electroweak processes, such as $W(\ell\nu)\gamma$, with partial event detection; events with real $E_{\text{T}}^{\text{miss}}$ from neutrinos [such as $Z(\nu\bar{\nu})$ or $W(e\nu)$]; and misidentified photons from electrons or jets. The largest contributions are determined using data-driven techniques. The procedures used to estimate these backgrounds follow closely those in a previous ATLAS measurement [8]. Smaller backgrounds originate from $\tau^+\tau^-\gamma$ for $\nu\bar{\nu}\gamma$ and $\tau^+\tau^-\gamma\gamma$ for $\nu\bar{\nu}\gamma\gamma$. These are expected to contribute less than 1.5% of the selected event yield and are derived from MC simulation. The backgrounds from multijet and $\ell^+\ell^-\gamma$ processes are negligible. Each source of background is discussed in detail together with the method used for its estimation in the following subsections.

1. γ + jets *background to $\nu\bar{\nu}\gamma$*

An imprecise measurement of jet activity in the calorimeter can cause the appearance of fake $E_{\text{T}}^{\text{miss}}$ in the event.

Photon + jets events are one of the dominant background contributions to the $\nu\bar{\nu}\gamma$ channel. Although the high- $E_{\text{T}}^{\text{miss}}$ requirement reduces the γ + jets background, a residual contamination from this background remains for the inclusive measurement and is estimated with the following data-driven method.

In order to measure this background from data, a control sample enriched in γ + jets events is selected by applying all the signal region (SR) selection criteria, but inverting the angular separation requirement such that $\Delta\phi(\vec{p}_{\text{T}}^{\text{miss}}, \gamma) < \pi/2$. The data yield in this control region (CR), after subtraction of signal and other backgrounds obtained using the MC simulation, is then extrapolated to the signal region with a transfer factor determined from a γ + jets simulation. The transfer factor equals the ratio of the numbers of γ + jets events in the SR to the CR. The nominal transfer factor is determined to be 1.1 from SHERPA and a 30% uncertainty is estimated using an alternative prediction from PYTHIA.

TABLE II. Total number of events satisfying the $\ell^+\ell^-\gamma\gamma$ selection requirements in data ($N_{Z\gamma\gamma}^{\text{obs}}$), predicted number of signal events from SHERPA ($N_{Z\gamma\gamma}^{\text{sig}}$), and the estimated number of background events ($N_{Z\gamma\gamma}^{j\rightarrow\gamma}$ and $N_{Z\gamma\gamma}^{\text{Other BKG}}$) in the $e^+e^-\gamma\gamma$ and $\mu^+\mu^-\gamma\gamma$ channels with the inclusive ($N_{\text{jets}} \geq 0$) and exclusive ($N_{\text{jets}} = 0$) selections. The first uncertainty is statistical and the second is the sum of all contributions to the systematic uncertainty. The statistical uncertainties arise from the numbers of events in the control regions and the simulation. The systematic uncertainties in the signal include both the experimental uncertainties described in Sec. VIB and the theoretical uncertainties in the cross sections evaluated using MCFM, as described in Sec. VII A.

	$e^+e^-\gamma\gamma$		$\mu^+\mu^-\gamma\gamma$	
	$N_{\text{jets}} \geq 0$		$N_{\text{jets}} = 0$	
$N_{Z\gamma\gamma}^{\text{obs}}$	43	37	29	22
$N_{Z\gamma\gamma}^{j\rightarrow\gamma}$	$5.8 \pm 1.0 \pm 1.4$	$10.9 \pm 1.1 \pm 2.8$	$3.08 \pm 0.73 \pm 0.75$	$6.4 \pm 0.9 \pm 1.8$
$N_{Z\gamma\gamma}^{\text{Other BKG}}$	$0.42 \pm 0.08 \pm 0.18$	$0.194 \pm 0.047 \pm 0.097$	$0.24 \pm 0.05 \pm 0.11$	$0.105 \pm 0.028 \pm 0.055$
$N_{Z\gamma\gamma}^{\text{sig}}$ (SHERPA)	$25.7 \pm 0.5 \pm 1.6$	$29.5 \pm 0.6 \pm 1.7$	$18.9 \pm 0.5 \pm 1.5$	$21.8 \pm 0.5 \pm 1.7$

2. $W(\ell\nu)\gamma$ background to $\nu\bar{\nu}\gamma$

Misidentified events from $W(\ell\nu)\gamma$ production are one of the dominant background contributions to the $\nu\bar{\nu}\gamma$ signal. A large fraction (about 60%) of this contamination originates from $W(\tau\nu)\gamma$ events. A scale factor is defined to correct the yield of $W\gamma$ events estimated by MC simulation to match the $W\gamma$ event yield measured in a control data region constructed by requiring exactly one identified electron or muon instead of the charged-lepton veto. Since the control region contains some amount of signal leakage and other background contaminations, these contributions are estimated using the methods described in Secs. VB 1, VB 3, as well as with MC simulation, and then subtracted. With equal branching fractions of the W boson leptonic decays, the MC scale factor for the dominant $W(\tau\nu)\gamma$ events in the signal region and its uncertainty are taken from the measurement of $W(\ell\nu)\gamma$ events in the control region. The main uncertainty of 34% in this background prediction is due to the extrapolation transfer factor from the control region to the signal region. This is estimated by comparing transfer factors between two MC samples generated with SHERPA and ALPGEN, respectively. The transfer factor between the control and the signal regions is taken from SHERPA as the baseline and equals 2.2 ± 0.7 for the inclusive selection and 1.8 ± 0.7 for the exclusive selection.

3. $W(e\nu)$ background to $\nu\bar{\nu}\gamma$

Misidentification of electrons as photons also contributes to the background yield in the signal region. The estimation of this background is made in two steps. The first is the determination of the probability for an electron to be misidentified as a photon using $Z(e^+e^-)$ decays reconstructed as $e + \gamma$, as described in Ref. [50]. The probability of observing an $e + \gamma$ pair with invariant mass near the Z boson mass is used to determine an electron-to-photon fake factor $f_{e \rightarrow \gamma}$. This increases from 2% to 6% as $|\eta|$ increases from 0 to 2.37. The second step is the construction of a control region with nominal $\nu\bar{\nu}\gamma$ selection criteria, except that an electron is required instead of the photon in the final state. This control region contains $W(e\nu) + \text{jets}$ as the dominant process and some fractions of other processes containing genuine electrons and jets. The estimated $W(e\nu)$ background is then the product of the electron-to-photon fake factor by the number of events in the chosen control sample. The total uncertainty in this background varies from 10% to 30% as a function of photon E_T and η and is dominated by the number of events in the $e + \gamma$ control sample used to measure the electron misidentification probability.

4. $Z(\nu\bar{\nu}) + \text{jets}$ backgrounds to $\nu\bar{\nu}\gamma$

Misidentification of jets as photons gives a non-negligible background contribution to the $\nu\bar{\nu}\gamma$ signal. A

data-driven method similar to the one described for $Z(\ell^+\ell^-) + \text{jets}$ in Sec. VA 1 is used to determine the background contribution from $Z(\nu\bar{\nu}) + \text{jets}$ events. A systematic uncertainty of 25% in this background is assigned, dominated by the uncertainty in the correlation factor between identification and isolation of jets reconstructed as photons.

5. $\gamma + \text{jets}$ and $\gamma\gamma + \text{jets}$ backgrounds to $\nu\bar{\nu}\gamma\gamma$

The estimation of $\gamma + \text{jets}$ and $\gamma\gamma + \text{jets}$ backgrounds to the $Z(\nu\bar{\nu})\gamma\gamma$ signal uses a two-dimensional sideband method. Four regions are constructed using two orthogonal selections: different E_T^{miss} requirements ($E_T^{\text{miss}} < 20$ GeV or $E_T^{\text{miss}} > 110$ GeV) and different identification requirements for photons (two tight photons or one tight photon and one photon meeting the looser criteria but not the tight ones). Since the correlations between these regions are small, the number of background events in the signal region can be estimated by scaling the number of events in the high- E_T^{miss} control region by the ratio of the events from control samples in the low E_T^{miss} region. Corrections are applied for the $Z(\nu\bar{\nu})\gamma\gamma$ signal and other backgrounds leaking into the control samples. The largest uncertainty in this procedure is due to the number of events in the control regions. Systematic uncertainties for this background are evaluated with alternative low E_T^{miss} control regions ($5 < E_T^{\text{miss}} < 25$ GeV) and from the uncertainty in the correlation between control regions (15%).

6. $W(\ell\nu)\gamma\gamma$ background to $\nu\bar{\nu}\gamma\gamma$

The background from $W(\ell\nu)\gamma\gamma$ events is dominated by the $\tau\nu\gamma\gamma$ contribution and is estimated using techniques similar to those described above in Sec. VB 2. A control region is defined by requiring exactly one identified electron or muon instead of the charged-lepton veto. After accounting for signal leakage and other background contributions, the control region yield is compared to the $W\gamma\gamma$ simulation. Good agreement is found, as in the recent measurement of the $W\gamma\gamma$ cross section [51], although in the high- E_T^{miss} region considered here the size of the control sample leads to a 100% uncertainty in the transfer factor.

7. $W(e\nu)\gamma$ background to $\nu\bar{\nu}\gamma\gamma$

One of the dominant backgrounds in the $\nu\bar{\nu}\gamma\gamma$ channel originates from the misidentification of electrons as photons. This background is estimated by selecting a control sample in which an electron is required instead of one of the photons in the $\nu\bar{\nu}\gamma\gamma$ final state. The electron fake rate is estimated as described in Sec. VB 3. The estimated background in the signal region is then obtained by rescaling the yield in the control sample by the electron-to-photon fake

rate. The largest uncertainty in this background is 20% and is derived from MC events in a closure test of the method.

8. $Z(\nu\bar{\nu})\gamma$ + jets *background to $\nu\bar{\nu}\gamma$*

The $Z(\nu\bar{\nu})\gamma$ + jets background falls into the signal region when one jet is misidentified as a photon. This background contributes less than 5% of the total event yield and is estimated from the MC simulation. The systematic uncertainty arises from the mismodeling of the jet-to-photon misidentification rate in the MC simulation. It is evaluated to be 127% (106%) in the inclusive (exclusive) channel, based on $Z(\ell^+\ell^-)\gamma$ + jets events with one jet misidentified as a photon, by comparing its estimate from data (as described in Sec. VA2) with the prediction from MC simulation.

9. Results of the background estimation for $\nu\bar{\nu}\gamma$ and $\nu\bar{\nu}\gamma\gamma$

A summary of the number of events observed in data and the background contributions in the $\nu\bar{\nu}\gamma(\gamma)$ channels is given in Tables III and IV. The photon transverse energy and the missing transverse momentum distributions from the selected events in the $\nu\bar{\nu}\gamma$ channel are shown in Fig. 5. The highest- E_T photon is measured as $E_T^\gamma = 783$ GeV. The diphoton invariant mass and the missing transverse momentum distributions from the selected events in the $\nu\bar{\nu}\gamma\gamma$ channel are shown in Fig. 6.

TABLE III. Total number of events satisfying the $\nu\bar{\nu}\gamma$ selection requirements in data ($N_{Z\gamma}^{\text{obs}}$), predicted number of signal events from SHERPA ($N_{Z\gamma}^{\text{sig}}$), and the expected number of background events for each of the sources and together ($N_{Z\gamma}^{\text{bkg}}$) with the inclusive ($N_{\text{jets}} \geq 0$) and exclusive ($N_{\text{jets}} = 0$) selections. The first uncertainty is statistical and the second is the sum of all contributions to the systematic uncertainty. The statistical uncertainties arise from the numbers of events in the control regions and the simulation. The systematic uncertainties in the signal include both the experimental uncertainties described in Sec. VIB and the theoretical uncertainties in the cross sections evaluated using MCFM, as described in Sec. VII A.

$N_{Z\gamma}^{\text{obs}}$	$N_{\text{jets}} \geq 0$	$N_{\text{jets}} = 0$
	3085	1039
$N_{Z\gamma}^{\gamma+\text{jets}}$	$950 \pm 30 \pm 300$	$9.2 \pm 3.5 \pm 0.7$
$N_{Z\gamma}^{W(\ell\nu)\gamma}$	$900 \pm 50 \pm 300$	$272 \pm 14 \pm 92$
$N_{Z\gamma}^{W(e\nu)}$	$258 \pm 38 \pm 18$	$147 \pm 21 \pm 10$
$N_{Z\gamma}^{Z(\nu\bar{\nu})\gamma+\text{jets}}$	$22.9 \pm 0.5 \pm 6.1$	$11.1 \pm 0.4 \pm 3.4$
$N_{Z\gamma}^{Z(\tau^+\tau^-)\gamma}$	$46.2 \pm 0.9 \pm 3.2$	$10.23 \pm 0.43 \pm 0.72$
$N_{Z\gamma}^{\text{bkg}}$	$2180 \pm 70 \pm 420$	$450 \pm 25 \pm 93$
$N_{Z\gamma}^{\text{sig}} \text{ (SHERPA)}$	$1221 \pm 2 \pm 65$	$742 \pm 2 \pm 44$

TABLE IV. Total number of events satisfying the $\nu\bar{\nu}\gamma\gamma$ selection requirements in data ($N_{Z\gamma\gamma}^{\text{obs}}$), predicted number of signal events from SHERPA ($N_{Z\gamma\gamma}^{\text{sig}}$), and the expected number of background events for each of the sources and together ($N_{Z\gamma\gamma}^{\text{bkg}}$) with the inclusive ($N_{\text{jets}} \geq 0$) and exclusive ($N_{\text{jets}} = 0$) selections. The first uncertainty is statistical and the second is the sum of all contributions to the systematic uncertainty. The statistical uncertainties arise from the numbers of events in the control regions and the simulation. The systematic uncertainties in the signal include both the experimental uncertainties described in Sec. VIB and the theoretical uncertainties in the cross sections evaluated using MCFM, as described in Sec. VII A.

$N_{Z\gamma\gamma}^{\text{obs}}$	$N_{\text{jets}} \geq 0$	$N_{\text{jets}} = 0$
	46	19
$N_{Z\gamma\gamma}^{\text{jets}+\gamma(\gamma)}$	$12.2 \pm 6.7 \pm 1.8$	$2.9 \pm 4.0 \pm 0.4$
$N_{Z\gamma\gamma}^{W(\ell\nu)\gamma\gamma}$	$3.6 \pm 0.1 \pm 3.6$	$1.0 \pm 0.1 \pm 1.0$
$N_{Z\gamma\gamma}^{W(e\nu)\gamma}$	$10.4 \pm 0.5 \pm 2.1$	$3.47 \pm 0.28 \pm 0.69$
$N_{Z\gamma\gamma}^{Z(\nu\bar{\nu})\gamma+\text{jets}}$	$0.71 \pm 0.71 \pm 0.90$	$0.71 \pm 0.71 \pm 0.75$
$N_{Z\gamma\gamma}^{Z(\tau^+\tau^-)\gamma\gamma}$	$0.381 \pm 0.055 \pm 0.027$	$0.141 \pm 0.036 \pm 0.010$
$N_{Z\gamma\gamma}^{\text{bkg}}$	$27.2 \pm 6.8 \pm 4.6$	$8.3 \pm 4.1 \pm 1.5$
$N_{Z\gamma\gamma}^{\text{sig}} \text{ (SHERPA)}$	$7.54 \pm 0.07 \pm 0.34$	$4.80 \pm 0.06 \pm 0.29$

VI. $Z\gamma$ AND $Z\gamma\gamma$ CROSS SECTIONS

A. Description of the cross-section measurements

The number of signal events in each of the four production channels, $\ell^+\ell^-\gamma$, $\nu\bar{\nu}\gamma$, $\ell^+\ell^-\gamma\gamma$, and $\nu\bar{\nu}\gamma\gamma$, is determined by subtracting the estimated backgrounds from the number of observed events. The signal yields are then corrected for detection efficiencies in the fiducial regions used for the measurements. The cross sections are calculated for slightly extended fiducial regions using SM predictions for the extrapolation. These cross sections allow a combination of data obtained from the Z boson to electron and muon decay channels and are more easily compared to predictions from theory. The extended fiducial regions (see Table V) are defined at the particle level, as described below. The methods used for the determination of the cross sections and their uncertainties are described in Sec. VIB. The integrated and differential cross-section measurement results are presented in Secs. VIC and VID, respectively.

“Particle level” refers to stable particles with a proper decay length $c\tau > 10$ mm which are produced from the hard scattering, including those that are the products of hadronization. The fiducial regions are defined with the same object and event kinematic selection criteria as the reconstruction-level selections described in Sec. IV. Compared with the fiducial regions, the extended fiducial regions use a unified charged lepton pseudorapidity

TABLE V. Definition of the extended fiducial regions where the cross sections are measured. The variable $p_T^{\nu\bar{\nu}}$ is the transverse momentum of the Z boson decaying to a neutrino pair. The variable ϵ_h^p is the transverse energy carried by the closest particle-level jet in a cone of $\Delta R = 0.4$ around the photon direction, excluding the photon and divided by the photon transverse energy.

Cuts	$\ell^+\ell^-\gamma$	$\ell^+\ell^-\gamma\gamma$	$\nu\bar{\nu}\gamma$	$\nu\bar{\nu}\gamma\gamma$
Lepton	$p_T^\ell > 25$ GeV $ \eta^\ell < 2.47$	$p_T^\ell > 25$ GeV $ \eta^\ell < 2.47$
Boson	$m_{\ell^+\ell^-} > 40$ GeV	$m_{\ell^+\ell^-} > 40$ GeV	$p_T^{\nu\bar{\nu}} > 100$ GeV	$p_T^{\nu\bar{\nu}} > 110$ GeV
Photon	$E_T^\gamma > 15$ GeV $\Delta R(\ell, \gamma) > 0.7$...	$E_T^\gamma > 15$ GeV $\Delta R(\ell, \gamma) > 0.4$ $\Delta R(\gamma, \gamma) > 0.4$ $ \eta^\gamma < 2.37$ $\epsilon_h^p < 0.5$	$E_T^\gamma > 130$ GeV ...	$E_T^\gamma > 22$ GeV ... $\Delta R(\gamma, \gamma) > 0.4$
Jet	$\Delta R(\text{jet}, \ell/\gamma) > 0.3$	$p_T^{\text{jet}} > 30$ GeV, $ \eta^{\text{jet}} < 4.5$ $\Delta R(\text{jet}, \ell/\gamma) > 0.3$ Inclusive: $N_{\text{jet}} \geq 0$, Exclusive: $N_{\text{jet}} = 0$	$\Delta R(\text{jet}, \gamma) > 0.3$	$\Delta R(\text{jet}, \gamma) > 0.3$

selection criterion $|\eta^\ell| < 2.47$ for $\ell^+\ell^-\gamma$ and $\ell^+\ell^-\gamma\gamma$ channels. As for $\nu\bar{\nu}\gamma$ and $\nu\bar{\nu}\gamma\gamma$ channels, the extended fiducial regions remove the $\Delta\phi(\vec{p}_T^{\text{miss}}, \gamma) > \pi/2$ and $\Delta\phi(\vec{p}_T^{\text{miss}}, \gamma\gamma) > 5\pi/6$ requirements, respectively. Final-state radiation is incorporated into the particle-level definition of the leptons by including the contributions from the photons within a cone of $\Delta R = 0.1$ around the lepton direction. The particle-level jets are reconstructed using the anti- k_r algorithm with a radius parameter of $R = 0.4$, including all stable particles except for muons and neutrinos. The photons at particle level are required to satisfy the isolation criterion of $\epsilon_h^p < 0.5$, where ϵ_h^p is the transverse energy carried by the closest particle-level jet in a cone of $\Delta R = 0.4$ around the photon direction, subtracting the photon E_T and then divided by the photon E_T .

B. Determination of extended fiducial cross sections

The integrated cross sections for $Z\gamma$ and $Z\gamma\gamma$ production in the extended fiducial regions are calculated using

$$\sigma_{\text{ext-fid}} = \frac{N - B}{A \cdot C \cdot \int L dt}, \quad (4)$$

where N is the number of candidate events observed, B is the expected number of background events and $\int L dt$ is the integrated luminosity corresponding to the data set analyzed. The factors C and A correct for detection efficiency and acceptance, respectively:

- (i) C is defined as the number of reconstructed signal events satisfying all selection criteria divided by the number of events that, at particle level, meet the acceptance criteria of the fiducial region.
- (ii) A is defined as the number of signal events within the fiducial region divided by the number of signal events within the extended fiducial region, which are both defined at particle level.

The corrections A and C are determined using the $Z\gamma$ and $Z\gamma\gamma$ signal events generated with SHERPA. The numerical values are summarized in Table VI.

Systematic uncertainties in the acceptances A are evaluated by varying the PDFs and the renormalization and factorization scales. The uncertainty in the acceptances due to the PDF is taken as the envelope of the internal uncertainties from three different PDF sets, namely, the CT10 PDF set, the MSTW2008NLO PDF set [52], and the NNPDF2.3 PDF set [53]. The internal uncertainty from each PDF set is estimated by comparing the acceptance using

TABLE VI. Summary of correction factors C and acceptances A for the $Z\gamma$ and $Z\gamma\gamma$ cross-section measurements. The uncertainties include both the statistical and systematic uncertainties.

	$e^+e^-\gamma$	$\mu^+\mu^-\gamma$	$\nu\bar{\nu}\gamma$	$e^+e^-\gamma\gamma$	$\mu^+\mu^-\gamma\gamma$	$\nu\bar{\nu}\gamma\gamma$
$N_{\text{jets}} \geq 0$						
C	0.412 ± 0.016	0.512 ± 0.017	0.720 ± 0.038	0.329 ± 0.016	0.377 ± 0.017	0.516 ± 0.022
A	0.9381 ± 0.0012	0.9470 ± 0.0010	0.9132 ± 0.0055	0.8841 ± 0.0037	0.8844 ± 0.0041	0.711 ± 0.010
$N_{\text{jets}} = 0$						
C	0.392 ± 0.019	0.492 ± 0.020	0.718 ± 0.042	0.312 ± 0.018	0.365 ± 0.019	0.515 ± 0.031
A	0.9380 ± 0.0013	0.9469 ± 0.0012	0.9380 ± 0.0010	0.8852 ± 0.0044	0.8807 ± 0.0050	0.873 ± 0.010

TABLE VII. Relative systematic uncertainties, in percentages, in the signal correction factor C for each channel in the inclusive $N_{\text{jets}} \geq 0$ (exclusive $N_{\text{jets}} = 0$) measurement.

	$e^+e^-\gamma$	$\mu^+\mu^-\gamma$	$\nu\bar{\nu}\gamma$	$e^+e^-\gamma\gamma$	$\mu^+\mu^-\gamma\gamma$	$\nu\bar{\nu}\gamma\gamma$
MC statistical uncertainty	0.3 (0.3)	0.2 (0.3)	0.1 (0.1)	1.9 (2.3)	1.8 (2.1)	0.6 (0.8)
Efficiencies:						
Trigger	0.2 (0.2)	0.5 (0.5)	1.9 (1.9)	0.1 (0.1)	0.5 (0.5)	0.2 (0.2)
Photon identification	1.5 (1.5)	1.5 (1.5)	0.5 (0.5)	2.1 (2.1)	2.1 (2.1)	1.9 (1.9)
Photon isolation	0.5 (0.5)	0.5 (0.5)	4.5 (4.3)	1.2 (1.2)	1.2 (1.2)	2.8 (2.8)
Lepton reconstruction and identification	1.6 (1.6)	0.9 (0.9)	– (–)	1.6 (1.6)	0.9 (0.9)	– (–)
Lepton isolation and impact parameter	2.2 (2.2)	2.2 (2.2)	– (–)	2.2 (2.2)	2.2 (2.2)	– (–)
Jet vertex fraction	– (0.5)	– (0.6)	– (0.1)	– (0.5)	– (0.6)	– (0.2)
Energy/momentum scale and resolution:						
Electromagnetic energy scale	2.3 (2.5)	1.2 (1.3)	2.1 (2.4)	2.5 (2.7)	1.8 (1.9)	2.0 (2.8)
Electromagnetic energy resolution	<0.05 (<0.05)	<0.05 (<0.05)	<0.05 (0.1)	0.2 (0.3)	0.3 (0.3)	0.4 (0.5)
Muon momentum scale	– (–)	0.1 (0.2)	– (–)	– (–)	0.3 (0.2)	– (–)
Muon momentum resolution	– (–)	<0.05 (<0.05)	– (–)	– (–)	0.5 (0.5)	– (–)
Jet energy scale	– (1.9)	– (1.9)	<0.05 (2.2)	– (2.2)	– (1.8)	0.7 (2.9)
Jet energy resolution	– (1.2)	– (1.4)	<0.05 (1.0)	– (1.2)	– (0.8)	0.1 (1.9)
$E_{\text{T}}^{\text{miss}}$ soft-term energy scale	– (–)	– (–)	0.3 (0.5)	– (–)	– (–)	1.3 (1.7)
$E_{\text{T}}^{\text{miss}}$ soft-term energy resolution	– (–)	– (–)	<0.05 (<0.05)	– (–)	– (–)	0.4 (0.7)
Pileup simulation	0.8 (0.8)	0.6 (0.7)	0.2 (0.4)	0.8 (1.0)	1.1 (1.1)	0.6 (0.9)
Total, without MC statistical uncertainty	4.0 (4.7)	3.2 (4.1)	5.3 (5.9)	4.5 (5.3)	4.1 (4.6)	4.3 (6.0)

the PDF central set with the acceptance estimated using the PDF eigenvector sets. The renormalization and factorization scale uncertainties are assessed by varying these two scales independently by a factor of two from their nominal values, and taking the envelope of the resulting variations. The impact of PDF uncertainties varies from 0.04% to 0.3%, while the renormalization and factorization scale uncertainties cause variations from 0.08% to 1.5%. The total uncertainties in the acceptance factors are summarized in Table VI.

Systematic uncertainties affecting the correction factors C can be grouped into two categories. The first includes the uncertainties arising from the efficiencies of the trigger, reconstruction, identification, and other selection requirements. The second category stems from the uncertainties of energy and momentum scales and resolutions of the final-state objects and the simulation of pileup events. Table VII presents all the contributions to the uncertainties in C determined using the methods described below. The total uncertainties in the correction factors are summarized in Table VI.

The photon identification efficiencies are measured in data using a combination of three methods as described in Ref. [36]. The uncertainties induced by the photon identification efficiency are estimated to be 1.5% and 0.5% for the $\ell^+\ell^-\gamma$ and $\nu\bar{\nu}\gamma$ channels, respectively. For the $\ell^+\ell^-\gamma\gamma$ and $\nu\bar{\nu}\gamma\gamma$ channels, after taking into account the correlations between the two photons, the resulting uncertainties are 2.1% and 1.9%, respectively. The photon isolation efficiencies are determined from data by studying the electron isolation efficiencies using $Z \rightarrow e^+e^-$ events. The estimated uncertainty increases from 0.5% for photons with E_{T}

around 20 GeV to 8% for photons with E_{T} greater than 350 GeV, dominated by the limited size of the $Z \rightarrow e^+e^-$ sample in data.

The reconstruction and identification efficiencies of electrons and muons are derived using a tag-and-probe method with Z and J/ψ events decaying into e^+e^- or $\mu^+\mu^-$ pairs [38,39]. The uncertainties are evaluated to be 1.6% for the electron channels, and 0.9% for the muon channels. The uncertainties arising from the selection efficiencies of lepton isolation and impact parameter requirements are also measured with a tag-and-probe method using Z events. They are found to be 2.2%. The uncertainties due to the modeling of trigger efficiencies are evaluated to be 1.9% for the $\nu\bar{\nu}\gamma$ channel and no more than 0.5% for the other channels [54,55]. The uncertainty in the jet vertex fraction efficiency is estimated by varying the selection requirement to account for the difference between data and simulation. For exclusive $N_{\text{jets}} = 0$ measurements, they are calculated to be no more than 0.6% for all the channels.

The energy scale and resolution and their uncertainties for electrons and photons are obtained using $Z \rightarrow e^+e^-$ events [37]. The systematic uncertainty due to the energy scale varies from 1.2% to 2.7% and that associated with the energy resolution is no more than 0.5% for all the final states. The muon momentum scale and resolution are studied using samples of J/ψ , Υ , and Z decays to muon pairs [38]. The corresponding uncertainties are no more than 0.5% in all the channels.

The exclusive $N_{\text{jets}} = 0$ measurements are affected by the uncertainties in the jet energy scale and resolution, because these uncertainties change the distributions of the

number of jets with $p_T > 30$ GeV and $|\eta| < 4.5$. They are studied using MC simulation, as well as γ + jet, Z + jet, dijet, and multijet data events [44]. Their systematic effect varies from 0.8% to 2.9% for all channels. The uncertainties in the energy and momentum scales and resolutions of reconstructed physics objects are propagated to the E_T^{miss} calculation. The uncertainties arising from the scale and resolution of the energy deposits that are not associated with any reconstructed physics object, named the E_T^{miss} soft term [45], are no more than 0.5% for the $\nu\bar{\nu}\gamma$ final state, and vary from 0.4% to 1.7% for the $\nu\bar{\nu}\gamma\gamma$ final state. As mentioned in Sec. III A, the MC events are reweighted so that the pileup conditions in the simulation match the data. The pileup events are modeled by MC simulation. The uncertainties associated with the modeling of the pileup events are estimated to be no more than 1.1% for all the final states.

C. Integrated extended fiducial cross sections for $Z\gamma$ and $Z\gamma\gamma$ production

The measurements of the cross sections of each final state and the combined charged-lepton final states, along

with their uncertainties, are based on the maximization of the profile-likelihood ratio:

$$\Lambda(\sigma) = \frac{\mathcal{L}(\sigma, \hat{\theta}(\sigma))}{\mathcal{L}(\hat{\sigma}, \hat{\theta})}, \quad (5)$$

where \mathcal{L} represents the likelihood function, σ is the cross section and θ are the nuisance parameters corresponding to sources of the systematic uncertainties. The $\hat{\sigma}$ and $\hat{\theta}$ terms denote the unconditional maximum-likelihood estimate of the parameters, i.e., where the likelihood is maximized for both σ and θ . The $\hat{\theta}(\sigma)$ corresponds to the value of θ that maximizes \mathcal{L} for given parameter values of σ . The likelihood function is defined as

$$\mathcal{L}(\sigma, \theta) = \prod_i^{\text{final states}} \text{Poisson}(N_i | S_i(\sigma, \theta) + B_i(\theta)) \cdot \text{Gaussian}(\theta_0 | \theta). \quad (6)$$

It corresponds to the product of the Poisson probability of observing N_i events in each final state, given the

TABLE VIII. Measured cross sections for the $Z\gamma$ and $Z\gamma\gamma$ processes at $\sqrt{s} = 8$ TeV in the extended fiducial regions defined in Table V. The SM predictions from the generator MCFM calculated at NLO, as well as the predictions at NNLO [56] (for $Z\gamma$ only), are also shown in the table with combined statistical and systematic uncertainties. All MCFM [57] and NNLO predictions are corrected to particle level using parton-to-particle scale factors as described in Sec. VII A.

Channel	Measurement (fb)	MCFM Prediction (fb)	NNLO Prediction (fb)
$N_{\text{jets}} \geq 0$			
$e^+e^-\gamma$	$1510 \pm 15(\text{stat})_{-84}^{+91}(\text{syst})_{-28}^{+30}(\text{lumi})$		
$\mu^+\mu^-\gamma$	$1507 \pm 13(\text{stat})_{-73}^{+78}(\text{syst})_{-28}^{+29}(\text{lumi})$	1345_{-82}^{+66}	1483_{-37}^{+19}
$\ell^+\ell^-\gamma$	$1507 \pm 10(\text{stat})_{-73}^{+78}(\text{syst})_{-28}^{+29}(\text{lumi})$		
$\nu\bar{\nu}\gamma$	$68 \pm 4(\text{stat})_{-32}^{+33}(\text{syst}) \pm 1(\text{lumi})$	68.2 ± 2.2	$81.4_{-2.2}^{+2.4}$
$N_{\text{jets}} = 0$			
$e^+e^-\gamma$	$1205 \pm 14(\text{stat})_{-75}^{+84}(\text{syst}) \pm 23(\text{lumi})$		
$\mu^+\mu^-\gamma$	$1188 \pm 12(\text{stat})_{-63}^{+68}(\text{syst})_{-22}^{+23}(\text{lumi})$	1191_{-89}^{+71}	1230_{-18}^{+10}
$\ell^+\ell^-\gamma$	$1189 \pm 9(\text{stat})_{-63}^{+69}(\text{syst})_{-22}^{+23}(\text{lumi})$		
$\nu\bar{\nu}\gamma$	$43 \pm 2(\text{stat}) \pm 10(\text{syst}) \pm 1(\text{lumi})$	$51.0_{-2.3}^{+2.1}$	$49.21_{-0.52}^{+0.61}$
$N_{\text{jets}} \geq 0$			
$e^+e^-\gamma\gamma$	$6.2_{-1.1}^{+1.2}(\text{stat}) \pm 0.4(\text{syst}) \pm 0.1(\text{lumi})$		
$\mu^+\mu^-\gamma\gamma$	$3.83_{-0.85}^{+0.95}(\text{stat})_{-0.47}^{+0.48}(\text{syst}) \pm 0.07(\text{lumi})$	$3.70_{-0.11}^{+0.21}$	
$\ell^+\ell^-\gamma\gamma$	$5.07_{-0.68}^{+0.73}(\text{stat})_{-0.38}^{+0.41}(\text{syst}) \pm 0.10(\text{lumi})$		
$\nu\bar{\nu}\gamma\gamma$	$2.5_{-0.9}^{+1.0}(\text{stat}) \pm 1.1(\text{syst}) \pm 0.1(\text{lumi})$	$0.737_{-0.032}^{+0.039}$	
$N_{\text{jets}} = 0$			
$e^+e^-\gamma\gamma$	$4.6_{-0.9}^{+1.0}(\text{stat})_{-0.3}^{+0.4}(\text{syst}) \pm 0.1(\text{lumi})$		
$\mu^+\mu^-\gamma\gamma$	$2.38_{-0.67}^{+0.77}(\text{stat})_{-0.32}^{+0.33}(\text{syst})_{-0.04}^{+0.05}(\text{lumi})$	$2.91_{-0.12}^{+0.23}$	
$\ell^+\ell^-\gamma\gamma$	$3.48_{-0.56}^{+0.61}(\text{stat})_{-0.25}^{+0.29}(\text{syst}) \pm 0.07(\text{lumi})$		
$\nu\bar{\nu}\gamma\gamma$	$1.18_{-0.44}^{+0.52}(\text{stat})_{-0.49}^{+0.48}(\text{syst}) \pm 0.02(\text{lumi})$	$0.395_{-0.037}^{+0.049}$	

expectation for the signal S_i and background B_i , and is multiplied by the Gaussian constraints on the systematic uncertainties θ with central values θ_0 from auxiliary measurements as described in Sec. [VIB](#).

The measured cross sections for the $Z\gamma$ and $Z\gamma\gamma$ processes in the extended fiducial regions defined in Table [V](#) are summarized in Table [VIII](#). The theoretical predictions in the table are described in Sec. [VII](#). The significance for the combination of $e^+e^-\gamma\gamma$ and $\mu^+\mu^-\gamma\gamma$ processes is 6.3 (6.0) standard deviations for the inclusive (exclusive) selection.

The $Z\gamma$ inclusive (exclusive) cross sections in the extended fiducial regions are measured with a precision of 6% (6%) in the $\ell^+\ell^-\gamma$ final state and 50% (24%) in the $\nu\bar{\nu}\gamma$ final state. The smaller uncertainty in the exclusive $\nu\bar{\nu}\gamma$ measurement results from the reduced background fraction as shown in Table [III](#). The $Z\gamma\gamma$ inclusive (exclusive) cross sections in the extended fiducial regions are measured with a precision of 16% (19%) in the $\ell^+\ell^-\gamma\gamma$ final state and 70% (60%) in the $\nu\bar{\nu}\gamma\gamma$ final state. The precision of the $Z\gamma$ cross-section measurements is driven by their systematic uncertainties. For the $Z\gamma\gamma$ cross sections, the precision of the measurements is dominated by the statistical uncertainty in the $\ell^+\ell^-\gamma\gamma$ final state, and is equally affected by statistical and systematic uncertainties in the $\nu\bar{\nu}\gamma\gamma$ final state.

The systematic uncertainties in the measured cross sections in Table [VIII](#) arise from the uncertainties in the acceptances A and correction factors C , as well as from the uncertainties in the estimates of backgrounds. In the $\ell^+\ell^-\gamma$ and $\ell^+\ell^-\gamma\gamma$ final states the two sources have effects of comparable size on the measured cross sections, while in the $\nu\bar{\nu}\gamma$ and $\nu\bar{\nu}\gamma\gamma$ final states the uncertainties in the estimates of backgrounds dominate.

Compared with the $Z\gamma$ measurements at $\sqrt{s} = 7$ TeV [\[8\]](#), the systematic uncertainty is reduced in the $\ell^+\ell^-\gamma$ final state while it becomes larger in the $\nu\bar{\nu}\gamma$ final state. The reduced systematic uncertainty in the $\ell^+\ell^-\gamma$ final state mainly results from the reduced systematic uncertainty from photon identification efficiency, as well as the smaller statistical uncertainty in the data-driven estimate of the $Z + \text{jets}$ background. The larger systematic uncertainty in the $\nu\bar{\nu}\gamma$ final state is largely a result of the increased photon E_T threshold requirement due to the increased single-photon trigger E_T threshold, which results in generally increased systematic uncertainties in the estimates of backgrounds.

The measurements of the cross sections in the $e^+e^-\gamma$ and $\mu^+\mu^-\gamma$ final states agree within 1 standard deviation. In order to assess the compatibility of the cross-section measurements in the $e^+e^-\gamma\gamma$ and $\mu^+\mu^-\gamma\gamma$ final states, a profile-likelihood ratio is constructed, parametrized as a function of the difference in measured cross sections. With this approach, the measurements are found to be compatible within 1.7 (1.8) standard deviations in the inclusive (exclusive) case.

D. Differential extended fiducial cross section for $Z\gamma$ production

The measurements of differential cross sections allow the comparison of data results to theory predictions in terms of not only their overall normalizations, but also their shapes. The measurements are performed for $Z\gamma$ production in several observables that are sensitive to higher-order perturbative QCD corrections. These include the photon transverse energy E_T^γ , the invariant mass of the $\ell^+\ell^-\gamma$ three-body system, and the jet multiplicity N_{jets} . The differential cross sections are defined in the extended fiducial region, and are extracted with an unfolding procedure to remove measurement inefficiencies and resolution effects from the observed distributions. The procedure described in Ref. [\[8\]](#) is followed, using an iterative Bayesian method [\[58\]](#). Events from simulated signal MC samples are used to generate a response matrix for each distribution. Each element of the response matrix is the conditional probability that an event is found in bin i in the measurement given that it is in bin j at the particle level. In the first iteration, the prior distribution of the particle-level prediction is given by the signal MC sample. The response matrix and the measured distribution then modify the prior distribution, giving the posterior distribution at the particle level. For each further iteration, the posterior distribution of the previous iteration is used as the new prior distribution. Three iterations are found to be optimal, as too many iterations give rise to large statistical fluctuations, while too few can produce a result that is biased by the dependence on the initial prior distribution.

The statistical uncertainties of the unfolded distribution are estimated using pseudoexperiments, generated by fluctuating each bin of the observed spectrum according to a Poisson distribution with the expected value equal to the observed yield. The shape uncertainties from the number of signal MC events are also obtained by performing pseudoexperiments. The sources of systematic uncertainty are discussed in Sec. [VIB](#), with their impact on the unfolded distribution assessed by varying the response matrix for each of the systematic uncertainty sources by 1 standard deviation and adding up the resulting changes in quadrature. The results from the electron and muon channels are combined with equal weight, taking into account the correlations between the systematic uncertainties in the two channels.

In addition to the systematic uncertainties described in Sec. [VIB](#), the differences between the unfolded results with three iterations and the results with two or four iterations are taken as systematic uncertainties associated with the unfolding method.

The differential cross sections are presented as a function of E_T^γ in Fig. [7](#) for the inclusive and exclusive measurements of the $\ell^+\ell^-\gamma$ channel and in Fig. [8](#) for the inclusive and exclusive measurements of the $\nu\bar{\nu}\gamma$ channel. The

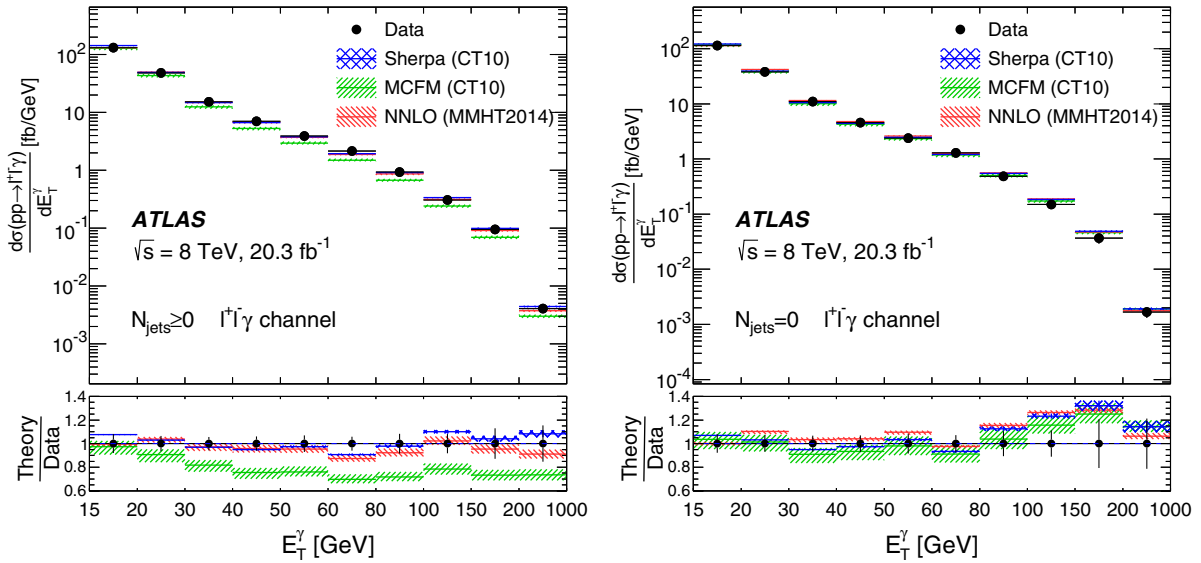


FIG. 7. The measured (points with error bars) and predicted differential cross sections as a function of E_T^γ for the $pp \rightarrow \ell^+\ell^-\gamma$ process in the inclusive $N_{\text{jets}} \geq 0$ (left) and exclusive $N_{\text{jets}} = 0$ (right) extended fiducial regions. The error bars on the data points show the statistical and systematic uncertainties added in quadrature. The MCFM and NNLO predictions are shown with shaded bands that indicate the theoretical uncertainties described in Sec. VII A. The SHERPA predictions are shown with shaded bands indicating the statistical uncertainties from the size of the MC samples. The lower plots show the ratios of the predictions to data (shaded bands). The error bars on the points show the relative uncertainties of the data measurements themselves. The bin size varies from 5 GeV to 800 GeV.

differential cross sections are shown in Fig. 9 as a function of $m_{\ell^+\ell^-\gamma}$. Figure 10 shows the cross sections in the $\ell^+\ell^-\gamma$ channel measured in bins of jet multiplicity. The predictions in the figures are described in Sec. VII. As with the

integrated cross sections shown in Table VIII, the differential cross sections of the exclusive measurements in the $\nu\bar{\nu}\gamma$ channel have smaller uncertainties than the inclusive measurements.

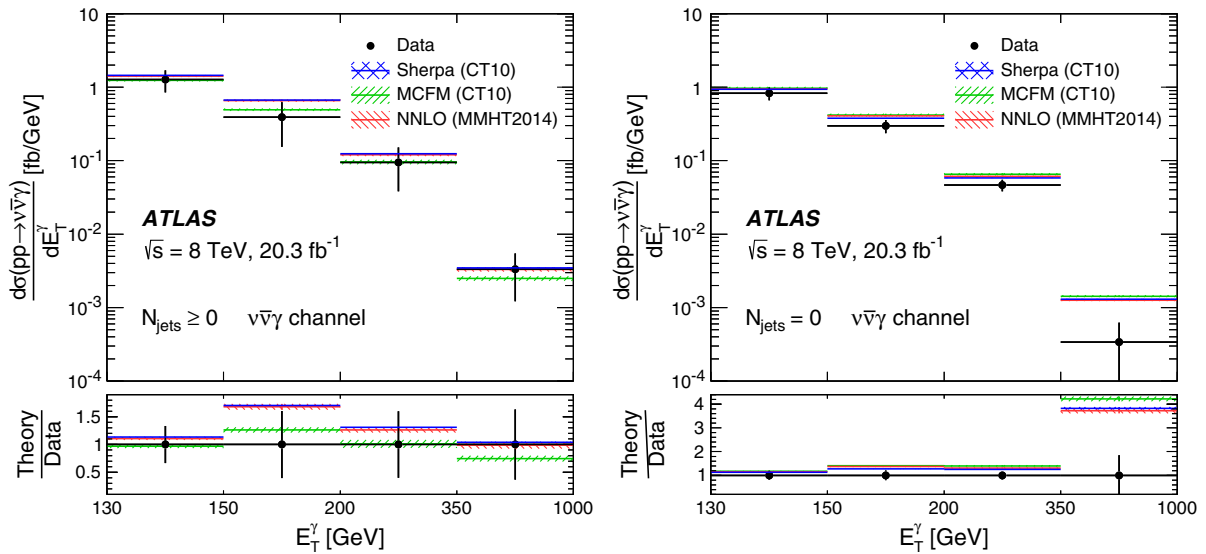


FIG. 8. The measured (points with error bars) and predicted differential cross sections as a function of E_T^γ for the $pp \rightarrow \nu\bar{\nu}\gamma$ process in the inclusive $N_{\text{jets}} \geq 0$ (left) and exclusive $N_{\text{jets}} = 0$ (right) extended fiducial regions. The error bars on the data points show the statistical and systematic uncertainties added in quadrature. The MCFM and NNLO predictions are shown with shaded bands that indicate the theoretical uncertainties described in Sec. VII A. The SHERPA predictions are shown with shaded bands indicating the statistical uncertainties from the size of the MC samples. The lower plots show the ratios of the predictions to data (shaded bands). The error bars on the points show the relative uncertainties of the data measurements themselves. The bin size varies from 20 GeV to 650 GeV.

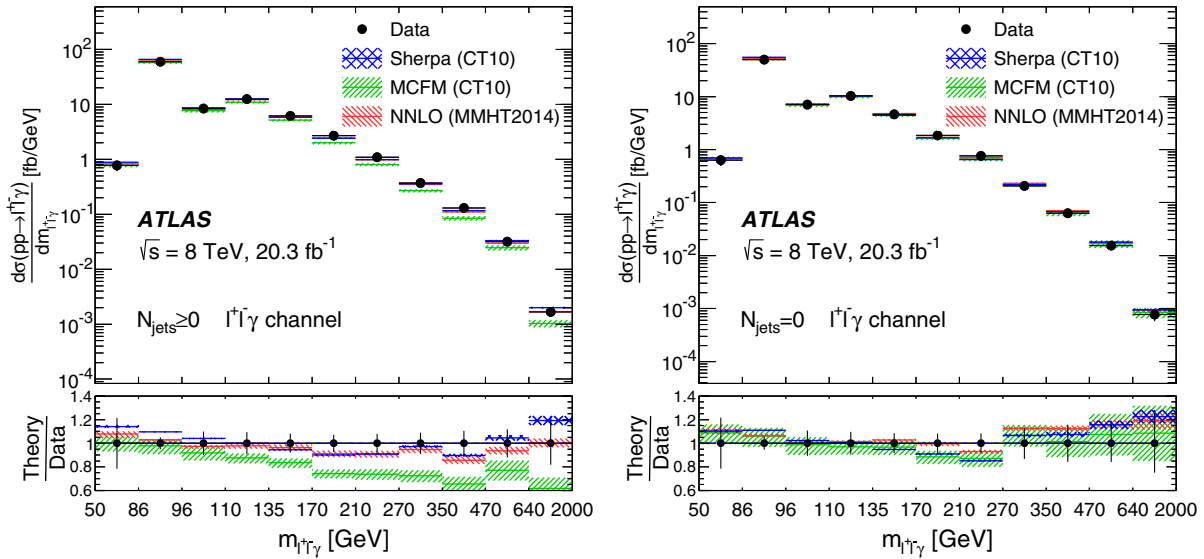


FIG. 9. The measured (points with error bars) and predicted differential cross sections as a function of $m_{\ell^+\ell^-\gamma}$ for the $pp \rightarrow \ell^+\ell^-\gamma$ process in the inclusive $N_{\text{jets}} \geq 0$ (left) and exclusive $N_{\text{jets}} = 0$ (right) extended fiducial regions. The error bars on the data points show the statistical and systematic uncertainties added in quadrature. The MCFM and NNLO predictions are shown with shaded bands that indicate the theoretical uncertainties described in Sec. VII A. The SHERPA predictions are shown with shaded bands indicating the statistical uncertainties from the size of the MC samples. The lower plots show the ratios of the predictions to data (shaded bands). The error bars on the points show the relative uncertainties of the data measurements themselves. The bin size varies from 10 GeV to 1360 GeV.

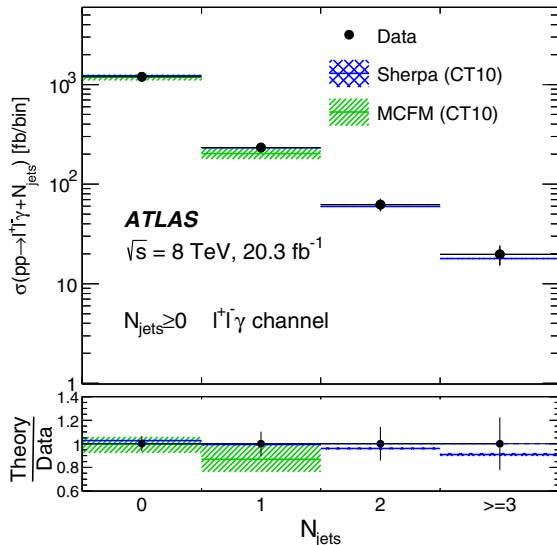


FIG. 10. The measured (points with error bars) and predicted cross sections as a function of N_{jets} for the $pp \rightarrow \ell^+\ell^-\gamma$ process in the extended fiducial region. The error bars on the data points show the statistical and systematic uncertainties added in quadrature. The MCFM prediction is shown with shaded bands that indicate the theoretical uncertainties described in Sec. VII A. The SHERPA prediction is shown with shaded bands indicating the statistical uncertainties from the size of the MC samples. The lower plot shows the ratios of the predictions to data (shaded bands). The error bars on the points show the relative uncertainties of the data measurements themselves.

VII. COMPARISON OF MEASUREMENTS TO STANDARD MODEL PREDICTIONS

A. Estimation of Standard Model expectations

The measurements of $Z\gamma$ and $Z\gamma\gamma$ production are compared to SM predictions using the parton shower Monte Carlo SHERPA 1.4 and the NLO parton-level generator MCFM.² In addition, parton-level NNLO SM predictions for $Z\gamma$ are compared to data using the calculations described in Ref. [56]. The theory predictions include off-shell Z bosons and direct photons arising from initial-state radiation (from the quarks) and radiative Z -boson decay in the case of charged-lepton final states, and from fragmentation of final-state quarks and gluons into photons, leading to the production channels $pp \rightarrow \ell^+\ell^-\gamma(\gamma) + X$ and $pp \rightarrow \nu\bar{\nu}\gamma(\gamma) + X$. In the SHERPA and MCFM generators, contributions from quark/gluon fragmentation into isolated photons are also included. The CT10 PDF set [18] is used for the SHERPA and MCFM generation, and the MMHT2014 PDF set [59] is used for the NNLO predictions. The renormalization and factorization scales are set equal to $m_{Z\gamma}$ ($m_{Z\gamma\gamma}$) for the MCFM NLO generation of $Z\gamma$ ($Z\gamma\gamma$)

²The MCFM predictions of $Z\gamma$ production include all the NLO QCD contributions of order α_s and in addition the process $gg \rightarrow Z\gamma$, which is of order α_s^2 . The contribution from gluon fusion is about 1% (2%) of the cross section in the inclusive extended fiducial region for the $\ell^+\ell^-\gamma$ ($\nu\bar{\nu}\gamma$) final state [56].

events and to $\sqrt{m_Z^2 + (E_T^\gamma)^2}$ for the NNLO $Z\gamma$ predictions. The other electroweak parameters used are the default values [60] from the authors of the generators.

The events generated with SHERPA as described in Sec. III A are also compared to the measurements at the particle level. For the NLO and NNLO parton-level predictions, parton-to-particle correction factors C^* (parton \rightarrow particle) must be applied in order to obtain the particle-level cross sections. These correction factors are computed as the ratios of the $pp \rightarrow Z\gamma(\gamma)$ cross sections predicted by SHERPA with hadronization and the underlying event disabled to the cross sections with them enabled. The systematic uncertainties in the correction factors are evaluated by using an alternative parton-showering method [61] within SHERPA, and are found to be negligible compared to the statistical uncertainties. The particle-level cross sections are obtained by dividing the NLO and NNLO parton-level predictions by the C^* (parton \rightarrow particle) correction factors summarized in Table IX. The corrections are a few percent for the inclusive cross sections and reach about 10% for some exclusive channels. The correction factors in Table IX apply to the predictions made for the $Z\gamma$ and $Z\gamma\gamma$ cross sections in the extended fiducial region described in Table V.

The systematic uncertainties in the SM NLO cross sections are estimated by varying the QCD scales by factors of 0.5 to 2.0 (independently for the renormalization and factorization scales) and varying the CT10 PDFs by their uncertainties at 68% confidence level. The uncertainties due to the contribution of photons from fragmentation of quarks or gluons are estimated by varying the fraction of hadronic energy ϵ_h^p in the isolation cone from 0.25 to 0.75. For the NLO exclusive zero-jet cross sections the method suggested in Ref. [62] is used to estimate the additional uncertainty due to the $N_{\text{jet}} = 0$ requirement. The systematic uncertainties in the SM NNLO cross sections are determined as described in Ref. [56]. In all cases the uncertainties in the parton-to-particle correction factors are included.

B. Extended fiducial cross sections compared to SM predictions

The measured extended fiducial cross sections for $pp \rightarrow \ell^+\ell^-\gamma + X$ and $pp \rightarrow \nu\bar{\nu}\gamma + X$ production are compared

TABLE IX. Parton-to-particle correction factors C^* (parton \rightarrow particle) obtained from the SHERPA MC samples. For $\ell^+\ell^-\gamma$ and $\ell^+\ell^-\gamma\gamma$ channels the parton-to-particle-level correction factors are the weighted average over both lepton flavors (e , μ). The uncertainties include both the statistical and systematic contributions.

	$N_{\text{jets}} \geq 0$	$N_{\text{jets}} = 0$
$\ell^+\ell^-\gamma$	1.01708 ± 0.00065	0.96809 ± 0.00078
$\nu\bar{\nu}\gamma$	0.9987 ± 0.0025	0.9150 ± 0.0030
$\ell^+\ell^-\gamma\gamma$	1.0273 ± 0.0039	0.9755 ± 0.0047
$\nu\bar{\nu}\gamma\gamma$	1.0012 ± 0.0076	0.873 ± 0.010

to SM predictions in Table VIII. The estimates of the cross section at NLO and NNLO and their systematic uncertainties are obtained as described above. Predictions are made for both inclusive production (no restriction on the system recoil X) and exclusive production of events having no central ($|\eta| < 4.5$) jet with $p_T > 30$ GeV. There is generally good agreement between the cross-section measurements for these $Z\gamma$ channels and the SM predictions; the NNLO calculation of the inclusive cross section for the $Z(\ell^+\ell^-)\gamma$ channel gives better agreement with the measurement than the NLO calculation.

Requiring two photons with $E_T > 15$ GeV results in a $\ell^+\ell^-\gamma\gamma$ cross section a factor of approximately 400 times smaller than $\ell^+\ell^-\gamma$ production. The measurements for both the $\ell^+\ell^-\gamma\gamma$ and $\nu\bar{\nu}\gamma\gamma$ channels are compared to the NLO MCFM predictions in Table VIII. The measurements in these channels are statistically limited, but the data are consistent with the predicted SM cross sections. The measured cross sections and the MCFM predictions are compatible within 1.7 (0.9) standard deviations in the inclusive (exclusive) $\ell^+\ell^-\gamma\gamma$ channel, and within 1.2 standard deviations in the $\nu\bar{\nu}\gamma\gamma$ channel.

C. Differential cross sections compared to SM predictions

The background-subtracted, unfolded differential cross sections for the E_T^γ spectra from $pp \rightarrow \ell^+\ell^-\gamma + X$ and $pp \rightarrow \nu\bar{\nu}\gamma + X$ production are compared to SM expectations in Figs. 7 and 8. For inclusive $pp \rightarrow \ell^+\ell^-\gamma + X$ the NLO calculation underestimates the production of photons at high E_T , whereas the NNLO calculation and the SHERPA shower MC both agree with the data. For exclusive $pp \rightarrow \ell^+\ell^-\gamma + X$ production all three SM calculations are in good agreement with the data, as are the SM predictions for the photon E_T spectra from $pp \rightarrow \nu\bar{\nu}\gamma + X$ production.

The differential spectra of the $\ell^+\ell^-\gamma$ invariant mass from $pp \rightarrow \ell^+\ell^-\gamma + X$ are compared to data in Fig. 9. For the exclusive channel all three SM predictions agree well with the data. For the inclusive channel the NLO prediction underestimates the cross section at high $m_{\ell^+\ell^-\gamma}$, while the NNLO calculation is in good agreement with the data.

In Fig. 10 the measured jet multiplicity spectrum from $\ell^+\ell^-\gamma$ events is compared to NLO MCFM predictions for zero and one jet, and to SHERPA for zero to three jets. These SM predictions are in agreement with the data.

VIII. LIMITS ON TRIPLE AND QUARTIC GAUGE-BOSON COUPLINGS

A. Anomalous triple gauge-boson couplings $ZZ\gamma$ and $Z\gamma\gamma$

Within the Standard Model, vector-boson self-interactions are completely fixed by the model's $SU(2)_L \times U(1)_Y$ gauge structure [63]. Their observation is thus a crucial test of the model. Any deviation from the SM prediction is

TABLE X. Theoretical MCFM SM and observed cross sections in chosen aTGC regions (with the exclusive selection) for the channels studied. The E_T^γ threshold is 250 GeV for the electron and muon channels and is 400 GeV for the neutrino channel. The first uncertainty is statistical; the second is systematic.

Channel	Measurement (fb)	Prediction (fb)
$\ell^+\ell^-\gamma$ ($E_T^\gamma > 250$ GeV)	$0.42^{+0.16}_{-0.13}(\text{stat})^{+0.07}_{-0.04}(\text{syst})$	$0.660 \pm 0.015(\text{stat}) \pm 0.018(\text{syst})$
$\nu\bar{\nu}\gamma$ ($E_T^\gamma > 400$ GeV)	$0.06^{+0.15}_{-0.10}(\text{stat})^{+0.04}_{-0.04}(\text{syst})$	$0.466 \pm 0.021(\text{stat}) \pm 0.020(\text{syst})$

called an anomalous coupling. Anomalous triple gauge-boson couplings for $Z\gamma$ production can be parametrized by four CP -violating (h_1^V, h_2^V) and four CP -conserving (h_3^V, h_4^V) complex parameters (where $V = Z, \gamma$). All of these parameters are zero at tree level in the SM. Since the CP -conserving couplings $h_{3,4}^V$ and the CP -violating couplings $h_{1,2}^V$ do not interfere and their sensitivities to aTGCs are nearly identical [63], the limits from this study are expressed in terms of the CP -conserving parameters $h_{3,4}^V$.

The yields of $Z\gamma$ events with high E_T^γ with the exclusive zero-jet selection are used to set the limits. The exclusive selection is used since it significantly reduces the SM contribution at high E_T^γ and therefore optimizes the sensitivity to anomalous couplings. The contributions from aTGCs increase with the E_T of the photon, and the search is optimized to have the highest sensitivity by using the extended fiducial cross sections for $Z\gamma$ production with E_T^γ greater than 250 GeV for $\ell^+\ell^-\gamma$ and greater than 400 GeV for $\nu\bar{\nu}\gamma$. The neutrino channel has the highest sensitivity to aTGCs. The measured cross sections and the SM predictions in these high- E_T^γ phase-space regions (aTGC regions) are shown in Table X.

Form factors (FF) are introduced to avoid unitarity violation at very high parton center-of-mass energy $\sqrt{\hat{s}}$: $h_3^V(\hat{s}) = h_3^V/(1 + \hat{s}/\Lambda_{\text{FF}}^2)^n$ and $h_4^V(\hat{s}) = h_4^V/(1 + \hat{s}/\Lambda_{\text{FF}}^2)^n$, with the form factor exponent n set to three for h_3^V and four for h_4^V to preserve unitarity [64], where Λ_{FF} is the

approximate energy scale at which contributions from physics beyond the SM would become directly observable. The dependencies of the unitarity bounds on the aTGC parameters from the scale Λ_{FF} calculated as in Ref. [65] are shown in Figs. 11 and 12, where the observed and expected limits are derived as discussed below. A form factor with $\Lambda_{\text{FF}} = 4$ TeV is chosen as the lowest scale to preserve unitarity for all the studied parameters. The limits on aTGCs are also given without a form factor ($\Lambda_{\text{FF}} = \infty$) as a benchmark, although unitarity is not preserved in this case.

The cross-section predictions with aTGCs ($\sigma_{Z\gamma}^{\text{aTGC}}$) are obtained from the MCFM generator. The number of expected $Z\gamma$ events in the exclusive aTGC region [$N_{Z\gamma}^{\text{aTGC}}(h_3^V, h_4^V)$, where $V = Z$ or γ] is obtained using

$$N_{Z\gamma}^{\text{aTGC}}(h_3^V, h_4^V) = \sigma_{Z\gamma}^{\text{aTGC}}(h_3^V, h_4^V) \times C_{Z\gamma} \times A_{Z\gamma} \times \frac{1}{C^*(\text{parton} \rightarrow \text{particle})} \times \int \mathcal{L} dt. \quad (7)$$

The anomalous couplings influence the kinematic properties of the $Z\gamma$ events and thus the corrections for event reconstruction ($C_{Z\gamma}$). The maximum variations of $C_{Z\gamma}$ due to nonzero aTGC parameters within the measured aTGC limits are quoted as additional systematic uncertainties. Since the influence of the anomalous couplings on the acceptance corrections ($A_{Z\gamma}$) and parton-to-particle

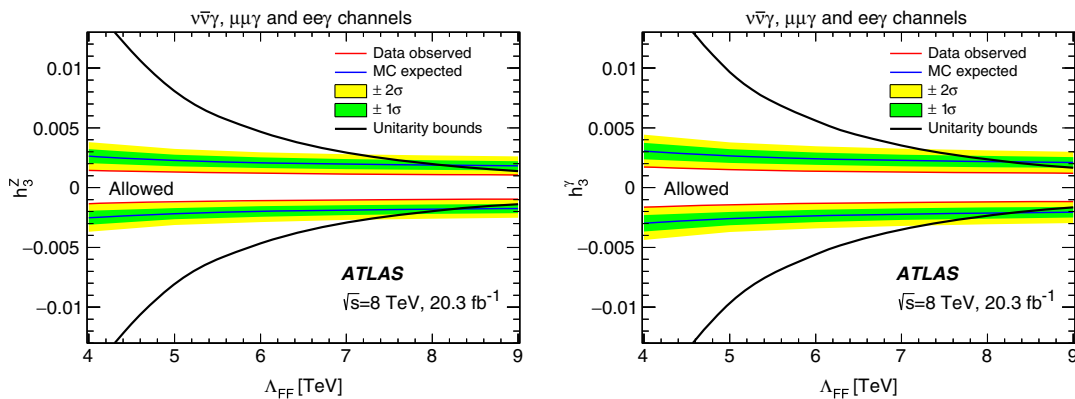


FIG. 11. Dependencies of the observed limits, expected limits and unitarity bounds on the form factor energy scale Λ_{FF} for h_3^Z (left) and h_3^γ (right). $\Lambda_{\text{FF}} \leq 8$ TeV can be chosen to obtain the unitarized limits. The green and yellow bands show areas of variation for the expected limits by 1σ and 2σ , respectively.

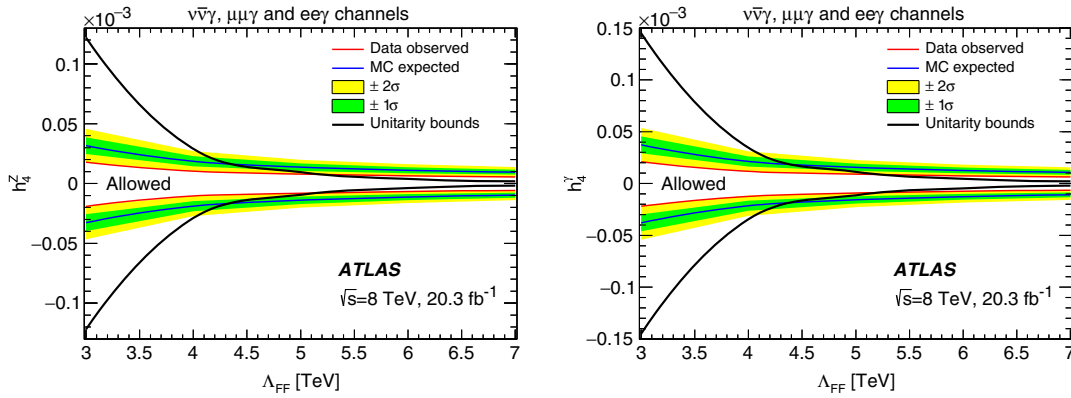


FIG. 12. Dependencies of the observed limits, expected limits and unitarity bounds on the form factor energy scale Λ_{FF} for h_3^Z (left) and h_4^Z (right). $\Lambda_{\text{FF}} \leq 4$ TeV can be chosen to obtain the unitarized limits. The green and yellow bands show areas of variation for the expected limits by 1σ and 2σ , respectively.

[C^* (parton \rightarrow particle)] corrections is an order of magnitude smaller than on $C_{Z\gamma}$, it is neglected.

The limits on a given aTGC parameter are extracted from a frequentist profile-likelihood test, as explained in Sec. VI C. The profile likelihood combines the observed number of exclusive $Z\gamma$ candidate events for the E_T^γ threshold mentioned above, the expected signal as a function of aTGC as described in Eq. (7), and the estimated number of background events separately for each channel. A point in the aTGC space is accepted (rejected) at the 95% confidence level (C.L.) if fewer (more) than 95% of the randomly generated pseudoexperiments exhibit larger profile-likelihood-ratio values than that observed in data. A pseudoexperiment in this context is a set of randomly generated numbers of events, which follow the Poisson distribution with the mean equal to the sum of the number of expected signal events and the estimated number of background events. The systematic uncertainties are included in the likelihood function as nuisance parameters with correlated Gaussian constraints, and all nuisance parameters are fluctuated in each pseudoexperiment.

The allowed ranges for the anomalous couplings are shown in Table XI for $ZZ\gamma$ (h_3^Z and h_4^Z) and $Z\gamma\gamma$ (h_3^γ and h_4^γ) vertices. These results are compared in Fig. 13 with the previous ATLAS results [8] and results from the CMS experiment [9–11,66].

The 95% C.L. limits on each aTGC parameter is obtained with the other aTGC parameters set to their SM values using a one-dimensional profile-likelihood fit. The dependence of these observed and expected limits versus Λ_{FF} is shown in Figs. 12 and 11. The obtained observed limits are almost a factor of two better than the expected limits, which is due to a downward fluctuation in the region of high E_T^γ for the $\nu\bar{\nu}\gamma$ channel. All anomalous couplings considered are found to be compatible with the SM value zero. The observed limits on h_3^γ, h_3^Z are at the

level of $0.8 - 1.7 \times 10^{-3}$ and those on h_4^γ, h_4^Z are at the level of $0.3 - 1.2 \times 10^{-5}$ as shown in Table XI. These limits are the most stringent to date.

The limits on all possible combinations of each pair of aTGC are also evaluated by the same method. The 95% C.L. regions in two-parameter aTGC space are shown as contours on the (h_3^γ, h_4^γ) and (h_3^Z, h_4^Z) planes in Figs. 14 and 15, since only these pairs are expected to interfere [63].

Since all sensitivity of the measurement of aTGCs is contained in a single measurement of the $Z\gamma$ cross section in the high- E_T^γ regions, the likelihood ratio used to obtain the two-parameter limits has one effective degree of freedom. Therefore the results obtained for the aTGC frequentist limits found in the one-parameter fit are identical to the corresponding limits obtained from the two-parameter fits at the points where the other aTGC is zero.

TABLE XI. Observed and expected one-dimensional limits on h_3^γ and h_4^γ , assuming that any excess in data over background predictions is due solely to h_3^γ or h_4^γ and that only one of them is nonzero.

Process	$pp \rightarrow \ell^+ \ell^- \gamma$ and $pp \rightarrow \nu\bar{\nu}\gamma$	
Λ_{FF}	∞	∞
	Observed 95% C.L.	Expected 95% C.L.
h_3^γ	$[-9.5, 9.9] \times 10^{-4}$	$[-1.8, 1.8] \times 10^{-3}$
h_3^Z	$[-7.8, 8.6] \times 10^{-4}$	$[-1.5, 1.5] \times 10^{-3}$
h_4^γ	$[-3.2, 3.2] \times 10^{-6}$	$[-6.0, 5.9] \times 10^{-6}$
h_4^Z	$[-3.0, 2.9] \times 10^{-6}$	$[-5.5, 5.4] \times 10^{-6}$
Λ_{FF}	4 TeV	4 TeV
	Observed 95% C.L.	Expected 95% C.L.
h_3^γ	$[-1.6, 1.7] \times 10^{-3}$	$[-3.0, 3.1] \times 10^{-3}$
h_3^Z	$[-1.3, 1.4] \times 10^{-3}$	$[-2.5, 2.6] \times 10^{-3}$
h_4^γ	$[-1.2, 1.1] \times 10^{-5}$	$[-2.2, 2.1] \times 10^{-5}$
h_4^Z	$[-1.0, 1.0] \times 10^{-5}$	$[-1.9, 1.9] \times 10^{-5}$

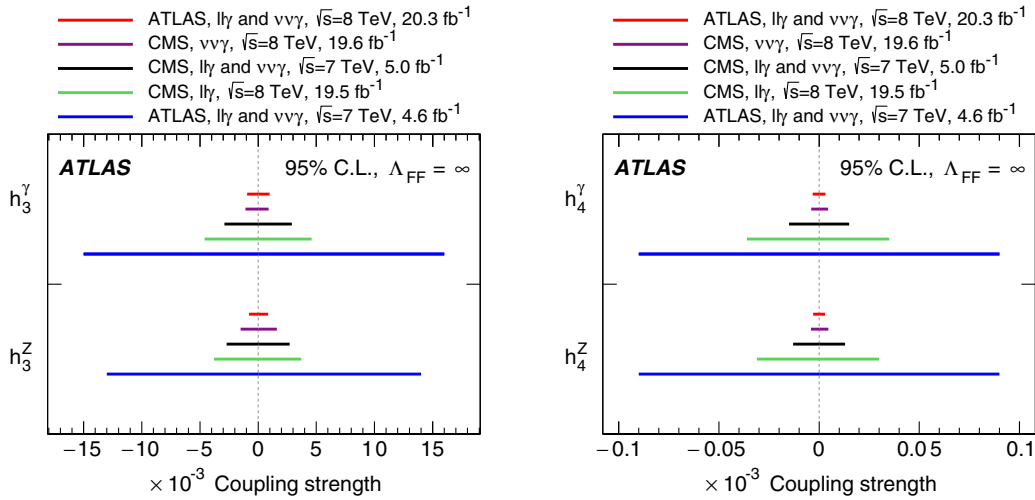


FIG. 13. The 95% C.L. nonunitarized intervals ($\Lambda_{\text{FF}} = \infty$) for anomalous couplings from current and previous ATLAS results and CMS results for the neutral aTGC h_3^γ , h_3^Z (left) and h_4^γ , h_4^Z (right) as obtained from $Z\gamma$ events.

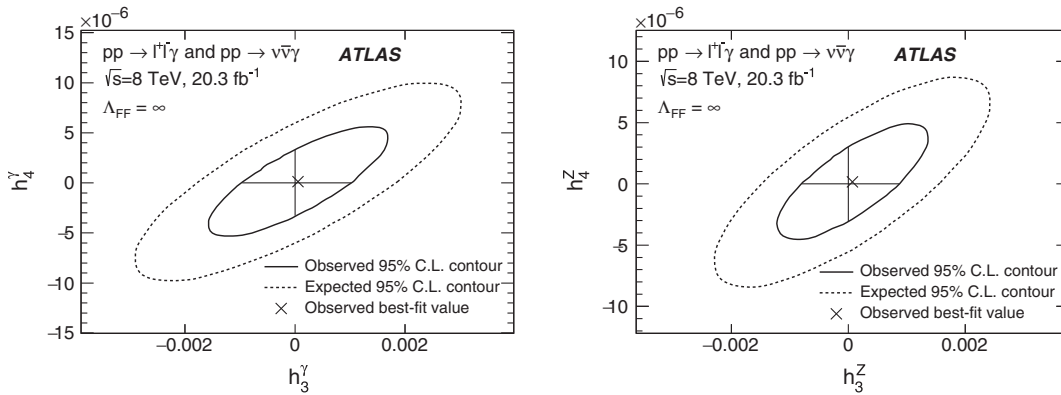


FIG. 14. Observed (solid ellipse) and expected (dashed ellipse) 95% C.L. contours shown in the two-parameter planes for pairs of anomalous couplings h_3^γ and h_4^γ (left), h_3^Z and h_4^Z (right), corresponding to an infinite cutoff scale. The horizontal and vertical lines inside each contour correspond to the limits found in the one-parameter fit procedure, and the ellipses indicate the correlations between the one-parameter fits. The cross inside each contour corresponds to the observed best-fit value.

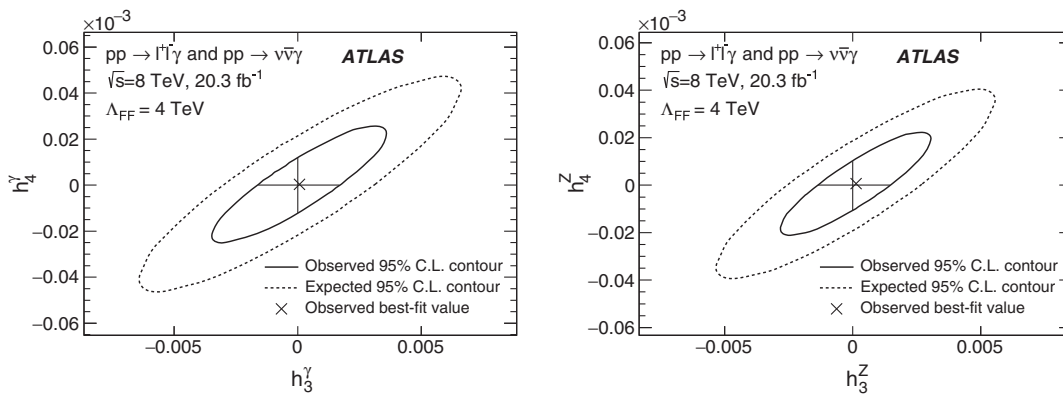


FIG. 15. Observed (solid ellipse) and expected (dashed ellipse) 95% C.L. contours shown in the two-parameter planes for pairs of anomalous couplings h_3^γ and h_4^γ (left), h_3^Z and h_4^Z (right), corresponding to a $\Lambda_{\text{FF}} = 4$ TeV cutoff scale. The horizontal and vertical lines inside each contour correspond to the limits found in the one-parameter fit procedure, and the ellipses indicate the correlations between the one-parameter fits. The cross inside each contour corresponds to the observed best-fit value.

TABLE XII. Theoretical vBFNLO SM and observed cross sections in chosen aQGC regions (with the exclusive selection) for the channels studied. The $m_{\gamma\gamma}$ threshold is 200 GeV for the electron and muon channels and is 300 GeV for the neutrino channel. The first uncertainty is statistical; the second is systematic.

Channel	Measurement (fb)	Prediction (fb)
$\ell^+\ell^-\gamma\gamma$ ($m_{\gamma\gamma} > 200$ GeV)	$0.12^{+0.11}_{-0.07}(\text{stat})^{+0.03}_{-0.01}(\text{syst})$	$0.0674 \pm 0.0013(\text{stat}) \pm 0.0053(\text{syst})$
$\nu\bar{\nu}\gamma\gamma$ ($m_{\gamma\gamma} > 300$ GeV)	$0.16^{+0.17}_{-0.11}(\text{stat})^{+0.04}_{-0.01}(\text{syst})$	$0.0499 \pm 0.0008(\text{stat}) \pm 0.0062(\text{syst})$

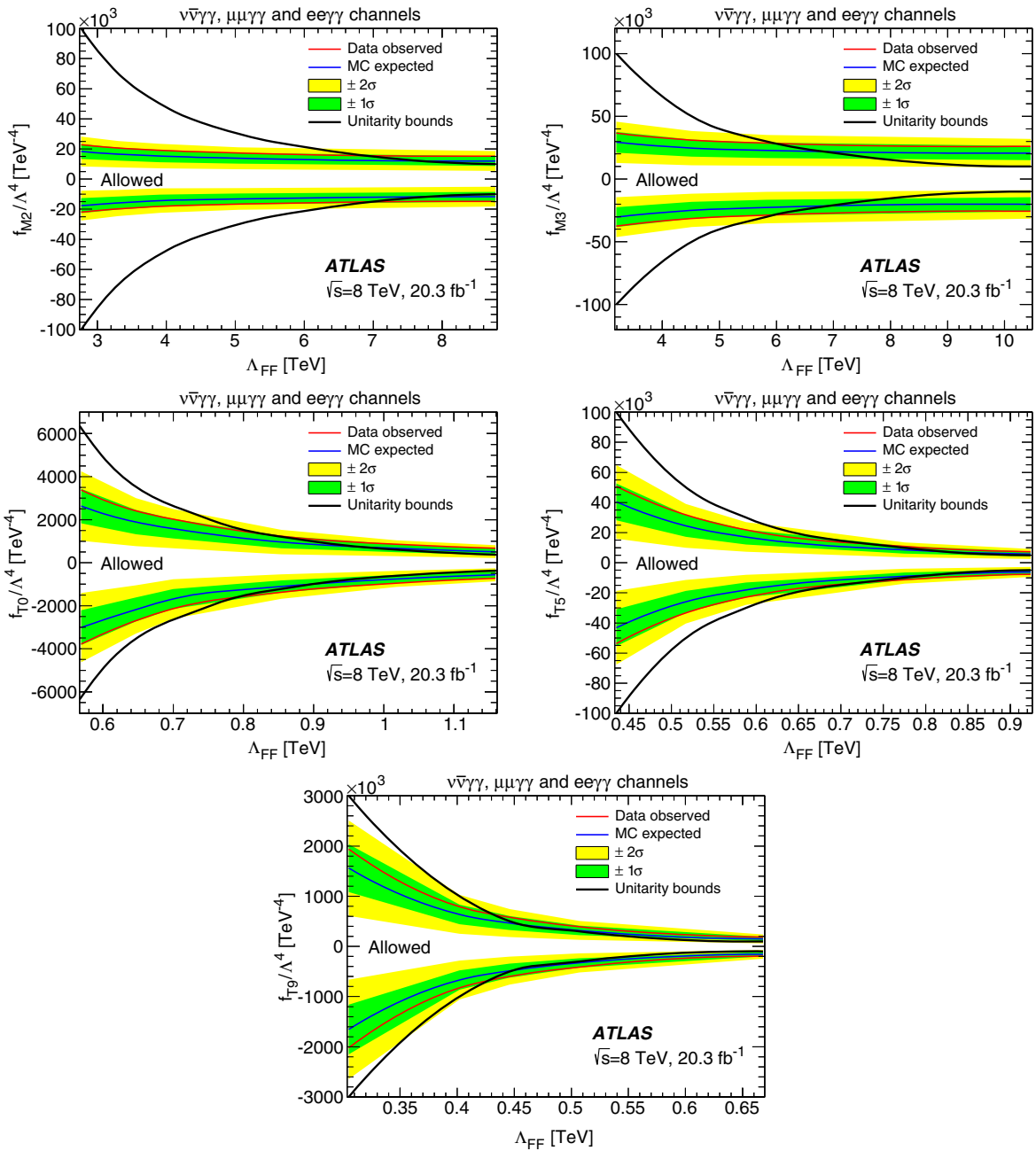


FIG. 16. Dependencies of the observed limits, expected limits and unitarity bounds on the form factor energy scale Λ_{FF} for f_{M2} (top left), f_{M3} (top right), f_{T0} (center left), f_{T5} (center right), f_{T9} (bottom). The green and yellow bands show areas of variation for the expected limits by 1σ and 2σ , respectively.

TABLE XIII. Observed and expected one-dimensional limits on aQGC parameters. The form factor exponent $n = 0$ corresponds to infinite scale limits without any form factor.

n	Λ_{FF} (TeV)	Limits 95% C.L.	Observed (TeV ⁻⁴)	Expected (TeV ⁻⁴)
0	∞	f_{M2}/Λ^4	$[-1.6, 1.6] \times 10^4$	$[-1.2, 1.2] \times 10^4$
		f_{M3}/Λ^4	$[-2.9, 2.7] \times 10^4$	$[-2.2, 2.2] \times 10^4$
		f_{T0}/Λ^4	$[-0.86, 1.03] \times 10^2$	$[-0.65, 0.82] \times 10^2$
		f_{T5}/Λ^4	$[-0.69, 0.68] \times 10^3$	$[-0.52, 0.52] \times 10^3$
		f_{T9}/Λ^4	$[-0.74, 0.74] \times 10^4$	$[-0.58, 0.59] \times 10^4$
2	5.5	f_{M2}/Λ^4	$[-1.8, 1.9] \times 10^4$	$[-1.4, 1.5] \times 10^4$
	5.0	f_{M3}/Λ^4	$[-3.4, 3.3] \times 10^4$	$[-2.6, 2.6] \times 10^4$
	0.7	f_{T0}/Λ^4	$[-2.3, 2.1] \times 10^3$	$[-1.9, 1.6] \times 10^3$
	0.6	f_{T5}/Λ^4	$[-2.3, 2.2] \times 10^4$	$[-1.8, 1.8] \times 10^4$
	0.4	f_{T9}/Λ^4	$[-0.89, 0.86] \times 10^6$	$[-0.71, 0.68] \times 10^6$

B. Anomalous quartic gauge-boson couplings $ZZ\gamma\gamma$ and $Z\gamma\gamma\gamma$

Triboson $Z\gamma\gamma$ production in the SM has no contributions from the quartic gauge-boson couplings $ZZ\gamma\gamma$ and $Z\gamma\gamma\gamma$. However, physics beyond the SM could induce these anomalous neutral QGCs, enhancing the cross section for $Z\gamma\gamma$ production and modifying the kinematic distribution of the final-state Z boson and photons. The effect of such new couplings can be modeled using an effective field theory (EFT) [67] that includes higher-dimensional operators [68].

The event generator VBFNLO is used to produce the $Z\gamma\gamma$ events with the aQGCs introduced using EFT dimension-8 operators with coefficients f_{T0}/Λ^4 , f_{T5}/Λ^4 , f_{T9}/Λ^4 , f_{M2}/Λ^4 , and f_{M3}/Λ^4 in the linear Higgs-doublet representation [68] for the aQGC parametrization [69]. In this formalism, the parity-conserving effective Lagrangian, which induces pure quartic couplings of the weak gauge bosons, is introduced by employing the linear representation for the higher-order operators and assuming that the recently observed Higgs boson belongs to a $SU(2)_L$ doublet [68]. Dimension-8 operators are the lowest-dimension operators that lead to quartic gauge-boson couplings without exhibiting triple gauge-boson vertices. The $f_{T,x}$ operators contain only the field strength tensor while the $f_{M,x}$ operators contain both the Higgs double derivatives and the field strength. A weak boson field is either from the covariant derivative of the Higgs doublet field or from the field strength tensor. In the SM, all these aQGC operator coefficients are equal to zero. The parameters f_{T0}/Λ^4 and f_{T5}/Λ^4 are most sensitive to production of aQGC effects, f_{T9} can only be probed via neutral QGCs such as $Z\gamma\gamma$ while f_{M2}/Λ^4 and f_{M3}/Λ^4 are chosen since they can be related to dimension-6 operators constrained by LEP experiments and CMS [69], which allows further comparisons and future aQGC combinations across different experiments. The corresponding coefficients a_0 and a_c in the LEP formalism can be translated in the context of EFT dimension-8 operators (for $ZZ\gamma\gamma/Z\gamma\gamma\gamma$ vertices) according to the formalism transformation equation as follows [69]:

$$\frac{f_{M2}}{\Lambda^4} = -\frac{a_0}{\Lambda^2} \frac{s_w^2}{2v^2 c_w^2}, \quad (8)$$

$$\frac{f_{M3}}{\Lambda^4} = \frac{a_c}{\Lambda^2} \frac{s_w^2}{2v^2 c_w^2}. \quad (9)$$

Form factors are introduced to restore unitarity at a very high parton center-of-mass energy $\sqrt{\hat{s}}$: $f_i(\hat{s}) = f_i/(1 + \hat{s}/\Lambda_{\text{FF}}^2)^n$. The parameter Λ_{FF} is chosen to preserve unitarity up to $\sqrt{\hat{s}} = 8$ TeV with the FF exponent n set to 2.

In order to have better sensitivities to aQGCs, the measured $Z\gamma\gamma$ exclusive (zero-jet) fiducial cross section is used with the additional requirement $m_{\gamma\gamma} > 300(200)$ GeV for $\nu\bar{\nu}\gamma\gamma$ ($\ell^+\ell^-\gamma\gamma$) channel. The SM backgrounds in these aQGC-optimized regions are estimated using the same methods as described in Sec. V for the $Z\gamma\gamma$ cross-section measurements. Theory predictions for the SM signal and data observations in these aQGC extended fiducial regions are shown in Table XII.

The reconstruction efficiency $C_{Z\gamma\gamma}$ is calculated from simulation samples with nonzero aQGCs using the events generated at LO by VBFNLO and parton-showered by PYTHIA8. The deviation of the reconstruction efficiency from that for SM production using SHERPA is taken as an additional uncertainty of 20% (60%) for the $\nu\bar{\nu}$ channel ($\ell^+\ell^-$ channels). The differences in $A_{Z\gamma\gamma}$ and C^* (parton \rightarrow particle) between aQGC and SM simulation samples are at the percent level and were neglected. The expected and observed 95% C.L. limits of each dimension-8 operator coefficient are derived from one-dimensional profile-likelihood fits as described in the aTGC study. The Λ_{FF} -dependent observed/expected limits are obtained using the signal cross-section parametrization produced at LO by VBFNLO and shown in Fig. 16. The unitarity bounds versus Λ_{FF} are also plotted in the figure with the FF exponent n equal to 2. Table XIII shows the expected and observed 95% C.L. limits with no unitarization restriction along with those respecting unitarity bounds at the maximum allowed value of Λ_{FF} according to the VBFNLO estimation. The limits without unitarization are compared to the limits from

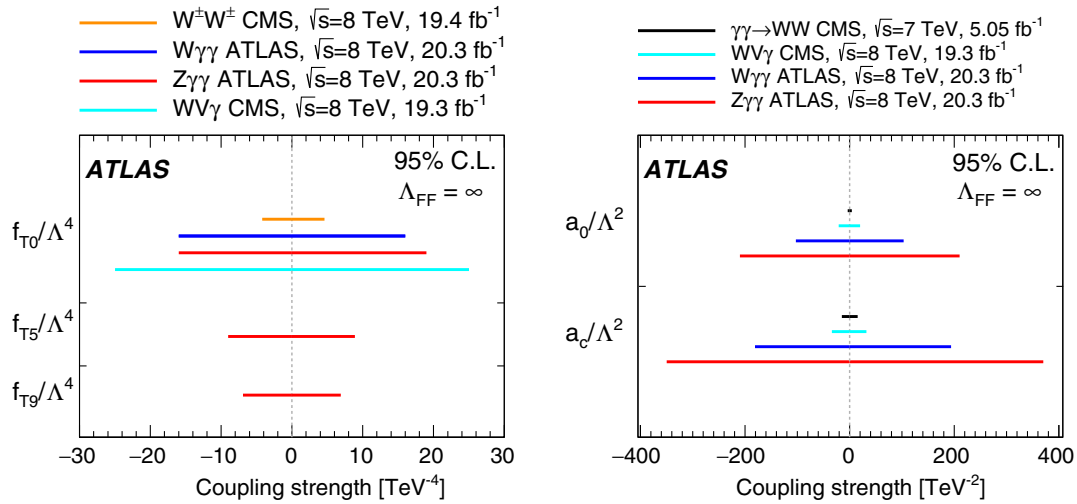


FIG. 17. Comparison of the observed limits for f_{T0}/Λ^4 , f_{T5}/Λ^4 , f_{T9}/Λ^4 (on the left) and LEP parameters [74] a_0/Λ^2 and a_c/Λ^2 (on the right) without FF unitarization. The limits are presented in the formalism as implemented in MADGRAPH5_AMC@NLO [73] (left) and in the LEP formalism [69] (right).

the most recent CMS results [70–72] and ATLAS results [51] in Fig. 17. The limits are presented in the formalism as implemented in VBFNLO [73], except for the ones in Fig. 17, which are presented in the formalism as implemented in MADGRAPH5_AMC@NLO [73] (left plot) and in the LEP formalism [69] (right plot) in order to be compared to other results.

IX. SUMMARY

The production cross section of Z bosons in association with isolated high-energy photons was measured using 20.3 fb^{-1} of pp collisions at $\sqrt{s} = 8 \text{ TeV}$ collected with the ATLAS detector at the LHC. The analyses used the decays $Z \rightarrow \nu\bar{\nu}$ and $Z/\gamma^* \rightarrow e^+e^-$ or $\mu^+\mu^-$ with $m_{\ell^+\ell^-} > 40 \text{ GeV}$. The Z/γ^* decays to charged leptons were triggered using electrons or muons with large transverse momentum. The production channels studied were $pp \rightarrow \ell^+\ell^-\gamma + X$ and $pp \rightarrow \ell^+\ell^-\gamma\gamma + X$ where the photons were required to have $E_T > 15 \text{ GeV}$. The events with Z decays to neutrinos were selected using high- E_T photon triggers. The production channels studied were $pp \rightarrow \nu\bar{\nu}\gamma + X$ with photon $E_T > 130 \text{ GeV}$ and $pp \rightarrow \nu\bar{\nu}\gamma\gamma + X$ where the photons had $E_T > 22 \text{ GeV}$. In all production channels the photons were required to be isolated and to satisfy tight identification criteria. The dominant backgrounds arise from jets faking photons and these were evaluated using data-driven techniques.

The cross sections and kinematic distributions for channels with Z/γ^* decays to electrons and muons were combined assuming lepton universality and presented for a single charged-lepton flavor in fiducial regions defined by the lepton and photon acceptance. For the channels with Z decays to neutrinos, the cross sections and

kinematics were quoted for the sum of the three neutrino flavors. This led to studies of the following four production channels:

- (i) $pp \rightarrow \ell^+\ell^-\gamma + X$,
- (ii) $pp \rightarrow \ell^+\ell^-\gamma\gamma + X$,
- (iii) $pp \rightarrow \nu\bar{\nu}\gamma + X$,
- (iv) $pp \rightarrow \nu\bar{\nu}\gamma\gamma + X$.

The cross sections were measured in a fiducial region, for both the inclusive case, with no requirements on the recoil system X , and the exclusive case in which there are no jets with $p_T > 30 \text{ GeV}$ within $|\eta| < 4.5$.

The data were compared to SM predictions using a parton shower Monte Carlo (SHERPA) and parton-level perturbative calculations carried out at NLO (MCFM) and NNLO, corrected by parton-to-particle scale factors.

There is good agreement between the measurements and the SM predictions. SHERPA reproduces the kinematic spectra, including the jet multiplicity spectrum, in the single-photon production channels $\ell^+\ell^-\gamma + X$ and $\nu\bar{\nu}\gamma + X$. The NLO and NNLO matrix element generators were used to predict the photon E_T and $m_{\ell^+\ell^-}$ differential spectra in these single-photon channels, and the magnitude of the cross sections. There is good agreement between data and the SM predictions, with the NNLO calculations needed to account for the production of the high- E_T photons where the NLO calculation significantly underestimates the data. In the two-photon production channels $\ell^+\ell^-\gamma\gamma + X$ and $\nu\bar{\nu}\gamma\gamma + X$ the cross sections were compared to the NLO predictions. The measurements in these channels are statistically limited, but the data and SM predictions agree within the uncertainties.

Having found no significant deviations from SM predictions, we used the data to set limits on anomalous couplings of photons and Z bosons. These could result

from Z/γ^* s -channel production coupled to a final-state Z boson and one photon (anomalous triple gauge-boson couplings, or aTGCs), or a final-state Z boson and two photons (anomalous quartic gauge-boson couplings, or aQGCs). The limits on the aTGCs were determined using a modified SM Lagrangian with operators proportional to parameters conventionally denoted as h_3^V and h_4^V ($V = Z$ or γ). The contributions from aQGCs were introduced using an effective field theory concentrating on those operators most sensitive to the $Z\gamma\gamma$ final state. Limits were derived for these aTGC and aQGC parameters.

ACKNOWLEDGMENTS

We thank CERN for the very successful operation of the LHC, as well as the support staff from our institutions without whom ATLAS could not be operated efficiently. We acknowledge the support of ANPCyT, Argentina; YerPhI, Armenia; ARC, Australia; BMWFW and FWF, Austria; ANAS, Azerbaijan; SSTC, Belarus; CNPq and FAPESP, Brazil; NSERC, NRC and CFI, Canada; CERN; CONICYT, Chile; CAS, MOST and NSFC, China; COLCIENCIAS, Colombia; MSMT CR, MPO CR and VSC CR, Czech Republic; DNRF and DNSRC, Denmark; IN2P3-CNRS, CEA-DSM/IRFU, France; GNSF, Georgia; BMBF, HGF, and MPG, Germany; GSRT, Greece; RGC, Hong Kong SAR, China; ISF, I-CORE and Benozziyo Center, Israel; INFN, Italy; MEXT and JSPS, Japan; CNRST, Morocco; FOM and NWO, Netherlands; RCN,

Norway; MNiSW and NCN, Poland; FCT, Portugal; MNE/IFA, Romania; MES of Russia and NRC KI, Russian Federation; JINR; MESTD, Serbia; MSSR, Slovakia; ARRS and MIZŠ, Slovenia; DST/NRF, South Africa; MINECO, Spain; SRC and Wallenberg Foundation, Sweden; SERI, SNSF and Cantons of Bern and Geneva, Switzerland; MOST, Taiwan; TAEK, Turkey; STFC, United Kingdom; DOE and NSF, United States of America. In addition, individual groups and members have received support from BCKDF, the Canada Council, CANARIE, CRC, Compute Canada, FQRNT, and the Ontario Innovation Trust, Canada; EPLANET, ERC, FP7, Horizon 2020 and Marie Skłodowska-Curie Actions, European Union; Investissements d’Avenir Labex and Idex, ANR, Région Auvergne and Fondation Partager le Savoir, France; DFG and AvH Foundation, Germany; Herakleitos, Thales and Aristeia programs cofinanced by EU-ESF and the Greek NSRF; BSF, GIF and Minerva, Israel; BRF, Norway; Generalitat de Catalunya, Generalitat Valenciana, Spain; the Royal Society and Leverhulme Trust, United Kingdom. The crucial computing support from all WLCG partners is acknowledged gratefully, in particular from CERN and the ATLAS Tier-1 facilities at TRIUMF (Canada), NDGF (Denmark, Norway, Sweden), CC-IN2P3 (France), KIT/GridKA (Germany), INFN-CNAF (Italy), NL-T1 (Netherlands), PIC (Spain), ASGC (Taiwan), RAL (UK) and BNL (USA) and in the Tier-2 facilities worldwide.

-
- [1] P. Achard *et al.* (L3 Collaboration), Study of the $e^+e^- \rightarrow Z\gamma$ process at LEP and limits on triple neutral-gauge-boson couplings, *Phys. Lett. B* **597**, 119 (2004).
- [2] J. Abdallah *et al.* (DELPHI Collaboration), Study of triple-gauge-boson couplings ZZZ , $ZZ\gamma$ and $Z\gamma\gamma$ at LEP, *Eur. Phys. J. C* **51**, 525 (2007).
- [3] G. Abbiendi *et al.* (OPAL Collaboration), Search for trilinear neutral gauge boson couplings in $Z\gamma$ production at $\sqrt{s} = 189$ GeV at LEP, *Eur. Phys. J. C* **17**, 553 (2000).
- [4] G. Abbiendi *et al.* (OPAL Collaboration), Constraints on anomalous quartic gauge boson couplings from $\nu\bar{\nu}\gamma\gamma$ and $q\bar{q}\gamma\gamma$ events at LEP-2, *Phys. Rev. D* **70**, 032005 (2004).
- [5] V. M. Abazov *et al.* (D0 Collaboration), $Z\gamma$ production and limits on anomalous $ZZ\gamma$ and $Z\gamma\gamma$ couplings in $p\bar{p}$ collisions at $\sqrt{s} = 1.96$ TeV, *Phys. Rev. D* **85**, 052001 (2012).
- [6] V. M. Abazov *et al.* (D0 Collaboration), Measurement of the $Z\gamma \rightarrow \nu\bar{\nu}\gamma$ Cross Section and Limits on Anomalous $ZZ\gamma$ and $Z\gamma\gamma$ Couplings in $p\bar{p}$ Collisions at $\sqrt{s} = 1.96$ TeV, *Phys. Rev. Lett.* **102**, 201802 (2009).
- [7] T. Aaltonen *et al.* (CDF Collaboration), Limits on Anomalous Trilinear Gauge Couplings in $Z\gamma$ Events from $p\bar{p}$ Collisions at $\sqrt{s} = 1.96$ TeV, *Phys. Rev. Lett.* **107**, 051802 (2011).
- [8] ATLAS Collaboration, Measurements of $W\gamma$ and $Z\gamma$ production in pp collisions at $\sqrt{s} = 7$ TeV with the ATLAS detector at the LHC, *Phys. Rev. D* **87**, 112003 (2013).
- [9] CMS Collaboration, Measurement of the production cross section for $Z\gamma \rightarrow \nu\bar{\nu}\gamma$ in pp collisions at $\sqrt{s} = 7$ TeV and limits on $ZZ\gamma$ and $Z\gamma\gamma$ triple gauge boson couplings, *J. High Energy Phys.* **10** (2013) 164.
- [10] CMS Collaboration, Measurement of the $W\gamma$ and $Z\gamma$ inclusive cross sections in pp collisions at $\sqrt{s} = 7$ TeV and limits on anomalous triple gauge boson couplings, *Phys. Rev. D* **89**, 092005 (2013).
- [11] CMS Collaboration, Measurement of the $Z\gamma$ production cross section in pp collisions at 8 TeV and search for anomalous triple gauge boson couplings, *J. High Energy Phys.* **4** (2015) 164.
- [12] ATLAS Collaboration, Search for new resonances in $W\gamma$ and $Z\gamma$ final states in pp collisions at $\sqrt{s} = 8$ TeV with the ATLAS Detector, *Phys. Lett. B* **738**, 428 (2014).
- [13] ATLAS Collaboration, The ATLAS experiment at the CERN Large Hadron Collider, *J. Instrum.* **3**, S08003 (2008).

- [14] ATLAS Collaboration, Improved luminosity determination in pp collisions at $\sqrt{s} = 7$ TeV using the ATLAS detector at the LHC, *Eur. Phys. J. C* **73**, 2518 (2013).
- [15] ATLAS Collaboration, The ATLAS simulation infrastructure, *Eur. Phys. J. C* **70**, 823 (2010).
- [16] S. Agostinelli *et al.*, GEANT4: A simulation toolkit, *Nucl. Instrum. Methods Phys. Res., Sect. A* **506**, 250 (2003).
- [17] T. Gleisberg, S. Höche, F. Krauss, M. Schönherr, S. Schumann, F. Siegert, and J. Winter, Event generation with SHERPA 1.1, *J. High Energy Phys.* **02** (2009) 007.
- [18] H.-L. Lai, M. Guzzi, J. Huston, Z. Li, P. M. Nadolsky, J. Pumplin, and C.-P. Yuan, New parton distributions for collider physics, *Phys. Rev. D* **82**, 074024 (2010).
- [19] S. Catani, F. Krauss, B. R. Webber, and R. Kuhn, QCD matrix elements + parton showers, *J. High Energy Phys.* **11** (2001) 063.
- [20] F. Krauss, Matrix elements and parton showers in hadronic interactions, *J. High Energy Phys.* **08** (2002) 015.
- [21] K. Arnold *et al.*, VBFNLO: A parton level Monte Carlo for processes with electroweak bosons, *Comput. Phys. Commun.* **180**, 1661 (2009).
- [22] K. Arnold *et al.*, VBFNLO: A parton level Monte Carlo for processes with electroweak bosons: Manual for version 2.7.0, [arXiv:1107.4038](https://arxiv.org/abs/1107.4038).
- [23] K. Arnold *et al.*, Release note: VBFNLO-2.6.0, [arXiv:1207.4975](https://arxiv.org/abs/1207.4975).
- [24] T. Sjöstrand, S. Mrenna, and P. Z. Skands, A brief introduction to PYTHIA 8.1, *Comput. Phys. Commun.* **178**, 852 (2008).
- [25] S. Frixione, P. Nason, and C. Oleari, Matching NLO QCD computations with parton shower simulations: The POWHEG method, *J. High Energy Phys.* **11** (2007) 070.
- [26] T. Melia, P. Nason, R. Rötsch, and G. Zanderighi, W^+W^- , WZ and ZZ production in the POWHEG BOX, *J. High Energy Phys.* **11** (2011) 078.
- [27] ATLAS Collaboration, Summary of ATLAS Pythia 8 tunes, ATL-PHYS-PUB-2012-003, 2012, <http://cds.cern.ch/record/1474107>.
- [28] J. Alwall, R. Frederix, S. Frixione, V. Hirschi, F. Maltoni, O. Mattelaer, H.-S. Shao, T. Stelzer, P. Torrielli, and M. Zaro, The automated computation of tree-level and next-to-leading order differential cross sections, and their matching to parton shower simulations, *J. High Energy Phys.* **07** (2014) 079.
- [29] J. Pumplin, D. R. Stump, J. Huston, H.-L. Lai, P. Nadolsky, and W.-K. Tung, New generation of parton distributions with uncertainties from global QCD analysis, *J. High Energy Phys.* **07** (2002) 012.
- [30] M. L. Mangano, F. Piccinini, A. D. Polosa, M. Moretti, and R. Pittau, ALPGEN, a generator for hard multiparton processes in hadronic collisions, *J. High Energy Phys.* **07** (2003) 001.
- [31] G. Corcella, I. G. Knowles, G. Marchesini, S. Moretti, K. Odagiri, P. Richardson, M. H. Seymour, and B. R. Webber, HERWIG 6: An event generator for hadron emission reactions with interfering gluons (including supersymmetric processes), *J. High Energy Phys.* **01** (2001) 010.
- [32] J. Butterworth, J. R. Forshaw, and M. Seymour, Multiparton interactions in photoproduction at HERA, *Z. Phys. C* **72**, 637 (1996).
- [33] ATLAS Collaboration, New ATLAS event generator tunes to 2010 data, Report No. ATL-PHYS-PUB-2011-008, 2011, <http://cds.cern.ch/record/1345343>.
- [34] K. Melnikov, M. Schulze, and A. Scharf, QCD corrections to top quark pair production in association with a photon at hadron colliders, *Phys. Rev. D* **83**, 074013 (2011).
- [35] ATLAS Collaboration, Electron reconstruction and identification efficiency measurements with the ATLAS detector using the 2011 LHC proton-proton collision data, *Eur. Phys. J. C* **74**, 2941 (2014).
- [36] ATLAS Collaboration, Measurements of the photon identification efficiency with the ATLAS detector using 4.9 fb⁻¹ of pp collision data collected in 2011, Report No. ATLAS-CONF-2012-123, 2012, <http://cdsweb.cern.ch/record/1473426>.
- [37] ATLAS Collaboration, Electron performance measurements with the ATLAS detector using the 2010 LHC proton-proton collision data, *Eur. Phys. J. C* **72**, 1909 (2012).
- [38] ATLAS Collaboration, Measurement of the muon reconstruction performance of the ATLAS detector using 2011 and 2012 LHC proton-proton collision data, *Eur. Phys. J. C* **74**, 3130 (2014).
- [39] ATLAS Collaboration, Electron efficiency measurements with the ATLAS detector using the 2012 LHC proton-proton collision data, Report No. ATLAS-CONF-2014-032, 2014, <http://cdsweb.cern.ch/record/1706245>.
- [40] W. Lampl *et al.*, Calorimeter clustering algorithms: Description and performance, ATL-LARG-PUB-2008-002, 2008, <http://cdsweb.cern.ch/record/1099735>.
- [41] ATLAS Collaboration, Measurement of the inclusive isolated prompt photon cross section in pp collisions at $\sqrt{s} = 7$ TeV with the ATLAS detector, *Phys. Rev. D* **83**, 052005 (2011).
- [42] M. Cacciari, G. P. Salam, and G. Soyez, The catchment area of jets, *J. High Energy Phys.* **04** (2008) 005.
- [43] M. Cacciari, G. P. Salam, and G. Soyez, The anti- k_r jet clustering algorithm, *J. High Energy Phys.* **04** (2008) 063.
- [44] ATLAS Collaboration, Monte Carlo calibration and combination of in-situ measurements of jet energy scale, jet energy resolution and jet mass in ATLAS, Report No. ATLAS-CONF-2015-037, 2015, <http://cdsweb.cern.ch/record/2044941>.
- [45] ATLAS Collaboration, Performance of missing transverse momentum reconstruction in ATLAS studied in proton-proton collisions recorded in 2012 at $\sqrt{s} = 8$ TeV, Report No. ATLAS-CONF-2013-082, 2013, <http://cdsweb.cern.ch/record/1570993>.
- [46] ATLAS Collaboration, Measurement of the isolated diphoton cross section in pp collisions at $\sqrt{s} = 7$ TeV with the ATLAS detector, *Phys. Rev. D* **85**, 012003 (2012).
- [47] J. M. Campbell, R. K. Ellis, and C. Williams, Vector boson pair production at the LHC, *J. High Energy Phys.* **07** (2011) 018.
- [48] F. Campanario and S. Sapeta, WZ production beyond NLO for high-pT observables, *Phys. Lett. B* **718**, 100 (2012).
- [49] F. Cascioli, T. Gehrmann, M. Grazzini, S. Kallweit, P. Maierhöfer, A. von Manteuffel, S. Pozzorini, D. Rathlev, L. Tancredi, and E. Weihs, ZZ production at hadron colliders in NNLO QCD, *Phys. Lett. B* **735**, 311 (2014).

- [50] ATLAS Collaboration, Search for new phenomena in events with a photon and missing transverse momentum in pp collisions at $\sqrt{s} = 8$ TeV with the ATLAS detector, *Phys. Rev. D* **91**, 012008 (2015).
- [51] ATLAS Collaboration, Evidence of $W\gamma\gamma$ Production in pp Collisions at $\sqrt{s} = 8$ TeV and Limits on Anomalous Quartic Gauge Couplings with the ATLAS Detector, *Phys. Rev. Lett.* **115**, 031802 (2015).
- [52] A. D. Martin, W. J. Stirling, R. S. Thorne, and G. Watt, Parton distributions for the LHC, *Eur. Phys. J. C* **63**, 189 (2009).
- [53] R. D. Ball *et al.*, Parton distributions with LHC data, *Nucl. Phys.* **B867**, 244 (2013).
- [54] ATLAS Collaboration, Performance of the ATLAS muon trigger in pp collisions at $\sqrt{s} = 8$ TeV, *Eur. Phys. J. C* **75**, 120 (2015).
- [55] ATLAS Collaboration, Performance of the ATLAS electron and photon trigger in pp collisions at $\sqrt{s} = 7$ TeV in 2011, Report No. ATLAS-CONF-2012-048, 2012, <http://cdsweb.cern.ch/record/1450089>.
- [56] M. Grazzini, S. Kallweit, and D. Rathlev, $W\gamma$ and $Z\gamma$ production at the LHC in NNLO QCD, *J. High Energy Phys.* **07** (2015) 085. We thank Massimiliano Grazzini, Stefan Kallweit and Dirk Rathlev for many useful discussions and for providing the $Z\gamma$ NNLO theory predictions that are compared to our measurements.
- [57] J. M. Campbell, R. K. Ellis, and C. Williams, Vector boson pair production at the LHC, *J. High Energy Phys.* **07** (2011) 018.
- [58] G. D'Agostini, A multidimensional unfolding method based on Bayes' theorem, *Nucl. Instrum. Methods Phys. Res., Sect. A* **362**, 487 (1995).
- [59] L. A. Harland-Lang, A. D. Martin, P. Motylinski, and R. S. Thorne, Parton distributions in the LHC era: MMHT 2014 PDFs, *Eur. Phys. J. C* **75**, 204 (2015).
- [60] J. M. Campbell, R. K. Ellis, W. Giele, and C. Williams, MCFM v7.0: A Monte Carlo for FeMtobarn processes at Hadron Colliders, Users Guide, 2015, <http://mcfm.fnal.gov/mcfm.pdf>.
- [61] T. Carli, T. Gehrmann, and S. Hoeche, Hadronic final states in deep-inelastic scattering with Sherpa, *Eur. Phys. J. C* **67**, 73 (2010).
- [62] I. W. Stewart and F. J. Tackmann, Theory uncertainties for Higgs and other searches using jet bins, *Phys. Rev. D* **85**, 034011 (2012).
- [63] U. Baur and E. Berger, Probing the weak-boson sector in $Z\gamma$ production at hadron colliders, *Phys. Rev. D* **47**, 4889 (1993).
- [64] D. De Florian and A. Signer, $W\gamma$ and $Z\gamma$ production at hadron colliders, *Eur. Phys. J. C* **16**, 105 (2000).
- [65] U. Baur and D. Zeppenfeld, Unitarity constraints on the electroweak three vector boson vertices, *Phys. Lett. B* **201**, 383 (1988).
- [66] CMS Collaboration, Measurement of the $Z\gamma \rightarrow \nu\bar{\nu}\gamma$ production cross section in pp collisions at $\sqrt{s} = 8$ TeV and limits on anomalous $ZZ\gamma$ and $Z\gamma\gamma$ trilinear gauge boson couplings, [arXiv:1602.07152](https://arxiv.org/abs/1602.07152).
- [67] C. Degrande, N. Greiner, W. Kilian, O. Mattelaer, H. Mebane, T. Stelzer, S. Willenbrock, and C. Zhang, Effective field theory: A modern approach to anomalous couplings, *Ann. Phys. (Amsterdam)* **335**, 21 (2013).
- [68] O. J. P. Eboli, M. C. Gonzalez-Garcia, and J. K. Mizukoshi, $pp \rightarrow jje^\pm\mu^\pm\nu\nu$ and $jje^\pm\mu^\mp\nu\nu$ at $O(\alpha_{em}^6)$ and $O(\alpha_{em}^4\alpha_s^2)$ for the study of the quartic electroweak gauge boson vertex at CERN LHC, *Phys. Rev. D* **74**, 073005 (2006).
- [69] M. Baak *et al.*, Study of electroweak interactions at the energy frontier, [arXiv:1310.6708](https://arxiv.org/abs/1310.6708).
- [70] CMS Collaboration, Study of exclusive two-photon production of W^+W^- in pp collisions at $\sqrt{s} = 7$ TeV and constraints on anomalous quartic gauge couplings, *J. High Energy Phys.* **07** (2013) 116.
- [71] CMS Collaboration, A search for $WW\gamma$ and $WZ\gamma$ production and constraints on anomalous quartic gauge couplings in pp collisions at $\sqrt{s} = 8$ TeV, *Phys. Rev. D* **90**, 032008 (2013).
- [72] CMS Collaboration, Study of Vector Boson Scattering and Search for New Physics in Events with Two Same-Sign Leptons and Two Jets, *Phys. Rev. Lett.* **114**, 051801 (2015).
- [73] C. Degrande *et al.*, Monte Carlo tools for studies of non-standard electroweak gauge boson interactions in multi-boson processes: A Snowmass White Paper, Community Summer Study 2013: Snowmass on the Mississippi (CSS2013), Minneapolis, MN, USA, July 29–August 6, 2013, [arXiv:1309.7890](https://arxiv.org/abs/1309.7890).
- [74] G. Belanger and F. Boudjema, Probing quartic couplings of weak bosons through three vector production at a 500 GeV NLC, *Phys. Lett. B* **288**, 201 (1992).

G. Aad,⁸⁷ B. Abbott,¹¹⁴ J. Abdallah,⁶⁵ O. Abdinov,¹² B. Abeloos,¹¹⁸ R. Aben,¹⁰⁸ M. Abolins,⁹² O. S. AbouZeid,¹³⁸ N. L. Abraham,¹⁵⁰ H. Abramowicz,¹⁵⁴ H. Abreu,¹⁵³ R. Abreu,¹¹⁷ Y. Abulaiti,^{147a,147b} B. S. Acharya,^{164a,164b,a} L. Adamczyk,^{40a} D. L. Adams,²⁷ J. Adelman,¹⁰⁹ S. Adomeit,¹⁰¹ T. Adye,¹³² A. A. Affolder,⁷⁶ T. Agatonovic-Jovin,¹⁴ J. Agricola,⁵⁶ J. A. Aguilar-Saavedra,^{127a,127f} S. P. Ahlen,²⁴ F. Ahmadov,^{67,b} G. Aielli,^{134a,134b} H. Akerstedt,^{147a,147b} T. P. A. Åkesson,⁸³ A. V. Akimov,⁹⁷ G. L. Alberghi,^{22a,22b} J. Albert,¹⁶⁹ S. Albrand,⁵⁷ M. J. Alconada Verzini,⁷³ M. Aleksa,³² I. N. Aleksandrov,⁶⁷ C. Alexa,^{28b} G. Alexander,¹⁵⁴ T. Alexopoulos,¹⁰ M. Alhroob,¹¹⁴ M. Aliev,^{75a,75b} G. Alimonti,^{93a} J. Alison,³³ S. P. Alkire,³⁷ B. M. M. Allbrooke,¹⁵⁰ B. W. Allen,¹¹⁷ P. P. Allport,¹⁹ A. Aloisio,^{105a,105b} A. Alonso,³⁸ F. Alonso,⁷³ C. Alpigiani,¹³⁹ B. Alvarez Gonzalez,³² D. Álvarez Piqueras,¹⁶⁷ M. G. Alviggi,^{105a,105b} B. T. Amadio,¹⁶ K. Amako,⁶⁸ Y. Amaral Coutinho,^{26a} C. Amelung,²⁵ D. Amidei,⁹¹ S. P. Amor Dos Santos,^{127a,127c} A. Amorim,^{127a,127b} S. Amoroso,³² N. Amram,¹⁵⁴ G. Amundsen,²⁵ C. Anastopoulos,¹⁴⁰ L. S. Ancu,⁵¹ N. Andari,¹⁰⁹ T. Andeen,¹¹ C. F. Anders,^{60b}

G. Anders,³² J. K. Anders,⁷⁶ K. J. Anderson,³³ A. Andreazza,^{93a,93b} V. Andrei,^{60a} S. Angelidakis,⁹ I. Angelozzi,¹⁰⁸ P. Anger,⁴⁶ A. Angerami,³⁷ F. Anghinolfi,³² A. V. Anisenkov,^{110,c} N. Anjos,¹³ A. Annovi,^{125a,125b} M. Antonelli,⁴⁹ A. Antonov,⁹⁹ J. Antos,^{145b} F. Anulli,^{133a} M. Aoki,⁶⁸ L. Aperio Bella,¹⁹ G. Arabidze,⁹² Y. Arai,⁶⁸ J. P. Araque,^{127a} A. T. H. Arce,⁴⁷ F. A. Arduh,⁷³ J-F. Arguin,⁹⁶ S. Argyropoulos,⁶⁵ M. Arik,^{20a} A. J. Armbruster,³² L. J. Armitage,⁷⁸ O. Arnaez,³² H. Arnold,⁵⁰ M. Arratia,³⁰ O. Arslan,²³ A. Artamonov,⁹⁸ G. Artoni,¹²¹ S. Artz,⁸⁵ S. Asai,¹⁵⁶ N. Asbah,⁴⁴ A. Ashkenazi,¹⁵⁴ B. Åsman,^{147a,147b} L. Asquith,¹⁵⁰ K. Assamagan,²⁷ R. Astalos,^{145a} M. Atkinson,¹⁶⁶ N. B. Atlay,¹⁴² K. Augsten,¹²⁹ G. Avolio,³² B. Axen,¹⁶ M. K. Ayoub,¹¹⁸ G. Azuelos,^{96,d} M. A. Baak,³² A. E. Baas,^{60a} M. J. Baca,¹⁹ H. Bachacou,¹³⁷ K. Bachas,^{75a,75b} M. Backes,³² M. Backhaus,³² P. Bagiacci,^{133a,133b} P. Bagnaia,^{133a,133b} Y. Bai,^{35a} J. T. Baines,¹³² O. K. Baker,¹⁷⁶ E. M. Baldin,^{110,c} P. Balek,¹³⁰ T. Balestri,¹⁴⁹ F. Balli,¹³⁷ W. K. Balunas,¹²³ E. Banas,⁴¹ Sw. Banerjee,^{173,e} A. A. E. Bannoura,¹⁷⁵ L. Barak,³² E. L. Barberio,⁹⁰ D. Barberis,^{52a,52b} M. Barbero,⁸⁷ T. Barillari,¹⁰² T. Barklow,¹⁴⁴ N. Barlow,³⁰ S. L. Barnes,⁸⁶ B. M. Barnett,¹³² R. M. Barnett,¹⁶ Z. Barnovska,⁵ A. Baroncelli,^{135a} G. Barone,²⁵ A. J. Barr,¹²¹ L. Barranco Navarro,¹⁶⁷ F. Barreiro,⁸⁴ J. Barreiro Guimarães da Costa,^{35a} R. Bartoldus,¹⁴⁴ A. E. Barton,⁷⁴ P. Bartos,^{145a} A. Basalaeu,¹²⁴ A. Bassalat,¹¹⁸ A. Basye,¹⁶⁶ R. L. Bates,⁵⁵ S. J. Batista,¹⁵⁹ J. R. Batley,³⁰ M. Battaglia,¹³⁸ M. Bauce,^{133a,133b} F. Bauer,¹³⁷ H. S. Bawa,^{144,f} J. B. Beacham,¹¹² M. D. Beattie,⁷⁴ T. Beau,⁸² P. H. Beauchemin,¹⁶² P. Bechtel,²³ H. P. Beck,^{18,g} K. Becker,¹²¹ M. Becker,⁸⁵ M. Beckingham,¹⁷⁰ C. Becot,¹¹¹ A. J. Beddall,^{20e} A. Beddall,^{20b} V. A. Bednyakov,⁶⁷ M. Bedognetti,¹⁰⁸ C. P. Bee,¹⁴⁹ L. J. Beemster,¹⁰⁸ T. A. Beermann,³² M. Begel,²⁷ J. K. Behr,⁴⁴ C. Belanger-Champagne,⁸⁹ A. S. Bell,⁸⁰ G. Bella,¹⁵⁴ L. Bellagamba,^{22a} A. Bellerive,³¹ M. Bellomo,⁸⁸ K. Belotskiy,⁹⁹ O. Beltramello,³² N. L. Belyaev,⁹⁹ O. Benary,¹⁵⁴ D. Bencheekroun,^{136a} M. Bender,¹⁰¹ K. Bendtz,^{147a,147b} N. Benekos,¹⁰ Y. Benhammou,¹⁵⁴ E. Benhar Noccioli,¹⁷⁶ J. Benitez,⁶⁵ J. A. Benitez Garcia,^{160b} D. P. Benjamin,⁴⁷ J. R. Bensinger,²⁵ S. Bentvelsen,¹⁰⁸ L. Beresford,¹²¹ M. Beretta,⁴⁹ D. Berge,¹⁰⁸ E. Bergeas Kuutmann,¹⁶⁵ N. Berger,⁵ F. Berghaus,¹⁶⁹ J. Beringer,¹⁶ S. Berlendis,⁵⁷ N. R. Bernard,⁸⁸ C. Bernius,¹¹¹ F. U. Bernlochner,²³ T. Berry,⁷⁹ P. Berta,¹³⁰ C. Bertella,⁸⁵ G. Bertoli,^{147a,147b} F. Bertolucci,^{125a,125b} I. A. Bertram,⁷⁴ C. Bertsche,¹¹⁴ D. Bertsche,¹¹⁴ G. J. Besjes,³⁸ O. Bessidskaia Bylund,^{147a,147b} M. Bessner,⁴⁴ N. Besson,¹³⁷ C. Betancourt,⁵⁰ S. Bethke,¹⁰² A. J. Bevan,⁷⁸ W. Bhimji,¹⁶ R. M. Bianchi,¹²⁶ L. Bianchini,²⁵ M. Bianco,³² O. Biebel,¹⁰¹ D. Biedermann,¹⁷ R. Bielski,⁸⁶ N. V. Biesuz,^{125a,125b} M. Biglietti,^{135a} J. Bilbao De Mendizabal,⁵¹ H. Bilokon,⁴⁹ M. Bindi,⁵⁶ S. Binet,¹¹⁸ A. Bingul,^{20b} C. Bini,^{133a,133b} S. Biondi,^{22a,22b} D. M. Bjergaard,⁴⁷ C. W. Black,¹⁵¹ J. E. Black,¹⁴⁴ K. M. Black,²⁴ D. Blackburn,¹³⁹ R. E. Blair,⁶ J.-B. Blanchard,¹³⁷ J. E. Blanco,⁷⁹ T. Blazek,^{145a} I. Bloch,⁴⁴ C. Blocker,²⁵ W. Blum,^{85,†} U. Blumenschein,⁵⁶ S. Blunier,^{34a} G. J. Bobbink,¹⁰⁸ V. S. Bobrovnikov,^{110,c} S. S. Bocchetta,⁸³ A. Bocci,⁴⁷ C. Bock,¹⁰¹ M. Boehler,⁵⁰ D. Boerner,¹⁷⁵ J. A. Bogaerts,³² D. Bogavac,¹⁴ A. G. Bogdanchikov,¹¹⁰ C. Bohm,^{147a} V. Boisvert,⁷⁹ T. Bold,^{40a} V. Boldea,^{28b} A. S. Boldyrev,^{164a,164c} M. Bomben,⁸² M. Bona,⁷⁸ M. Boonekamp,¹³⁷ A. Borisov,¹³¹ G. Borissov,⁷⁴ J. Bortfeldt,¹⁰¹ D. Bortoletto,¹²¹ V. Bortolotto,^{62a,62b,62c} K. Bos,¹⁰⁸ D. Boscherini,^{22a} M. Bosman,¹³ J. D. Bossio Sola,²⁹ J. Boudreau,¹²⁶ J. Bouffard,² E. V. Bouhova-Thacker,⁷⁴ D. Boumediene,³⁶ C. Bourdarios,¹¹⁸ S. K. Boutle,⁵⁵ A. Boveia,³² J. Boyd,³² I. R. Boyko,⁶⁷ J. Bracinik,¹⁹ A. Brandt,⁸ G. Brandt,⁵⁶ O. Brandt,^{60a} U. Bratzler,¹⁵⁷ B. Brau,⁸⁸ J. E. Brau,¹¹⁷ H. M. Braun,^{175,‡} W. D. Breaden Madden,⁵⁵ K. Brendlinger,¹²³ A. J. Brennan,⁹⁰ L. Brenner,¹⁰⁸ R. Brenner,¹⁶⁵ S. Bressler,¹⁷² T. M. Bristow,⁴⁸ D. Britton,⁵⁵ D. Britzger,⁴⁴ F. M. Brochu,³⁰ I. Brock,²³ R. Brock,⁹² G. Brooijmans,³⁷ T. Brooks,⁷⁹ W. K. Brooks,^{34b} J. Brosamer,¹⁶ E. Brost,¹¹⁷ J. H. Broughton,¹⁹ P. A. Bruckman de Renstrom,⁴¹ D. Bruncko,^{145b} R. Bruneliere,⁵⁰ A. Bruni,^{22a} G. Bruni,^{22a} BH Brunt,³⁰ M. Bruschi,^{22a} N. Bruscinò,²³ P. Bryant,³³ L. Bryngemark,⁸³ T. Buanes,¹⁵ Q. Buat,¹⁴³ P. Buchholz,¹⁴² A. G. Buckley,⁵⁵ I. A. Budagov,⁶⁷ F. Buehrer,⁵⁰ M. K. Bugge,¹²⁰ O. Bulekov,⁹⁹ D. Bullock,⁸ H. Burckhart,³² S. Burdin,⁷⁶ C. D. Burgard,⁵⁰ B. Burghgrave,¹⁰⁹ K. Burka,⁴¹ S. Burke,¹³² I. Burmeister,⁴⁵ E. Busato,³⁶ D. Büscher,⁵⁰ V. Büscher,⁸⁵ P. Bussey,⁵⁵ J. M. Butler,²⁴ A. I. Butt,³ C. M. Buttar,⁵⁵ J. M. Butterworth,⁸⁰ P. Butti,¹⁰⁸ W. Buttinger,²⁷ A. Buzatu,⁵⁵ A. R. Buzykaev,^{110,c} S. Cabrera Urbán,¹⁶⁷ D. Caforio,¹²⁹ V. M. Cairo,^{39a,39b} O. Cakir,^{4a} N. Calace,⁵¹ P. Calafiura,¹⁶ A. Calandri,⁸⁷ G. Calderini,⁸² P. Calfayan,¹⁰¹ L. P. Caloba,^{26a} D. Calvet,³⁶ S. Calvet,³⁶ T. P. Calvet,⁸⁷ R. Camacho Toro,³³ S. Camarda,³² P. Camarri,^{134a,134b} D. Cameron,¹²⁰ R. Caminal Armadans,¹⁶⁶ C. Camincher,⁵⁷ S. Campana,³² M. Campanelli,⁸⁰ A. Campoverde,¹⁴⁹ V. Canale,^{105a,105b} A. Canepa,^{160a} M. Cano Bret,^{35e} J. Cantero,⁸⁴ R. Cantrill,^{127a} T. Cao,⁴² M. D. M. Capeans Garrido,³² I. Caprini,^{28b} M. Caprini,^{28b} M. Capua,^{39a,39b} R. Caputo,⁸⁵ R. M. Carbone,³⁷ R. Cardarelli,^{134a} F. Cardillo,⁵⁰ I. Carli,¹³⁰ T. Carli,³² G. Carlino,^{105a} L. Carminati,^{93a,93b} S. Caron,¹⁰⁷ E. Carquin,^{34b} G. D. Carrillo-Montoya,³² J. R. Carter,³⁰ J. Carvalho,^{127a,127c} D. Casadei,¹⁹ M. P. Casado,^{13,h} M. Casolino,¹³ D. W. Casper,¹⁶³ E. Castaneda-Miranda,^{146a} A. Castelli,¹⁰⁸ V. Castillo Gimenez,¹⁶⁷ N. F. Castro,^{127a,i} A. Catinaccio,³² J. R. Catmore,¹²⁰ A. Cattai,³² J. Caudron,⁸⁵ V. Cavaliere,¹⁶⁶ E. Cavallaro,¹³ D. Cavalli,^{93a} M. Cavalli-Sforza,¹³

V. Cavasinni,^{125a,125b} F. Ceradini,^{135a,135b} L. Cerda Alberich,¹⁶⁷ B. C. Cerio,⁴⁷ A. S. Cerqueira,^{26b} A. Cerri,¹⁵⁰ L. Cerrito,⁷⁸ F. Cerutti,¹⁶ M. Cerv,³² A. Cervelli,¹⁸ S. A. Cetin,^{20d} A. Chafaq,^{136a} D. Chakraborty,¹⁰⁹ S. K. Chan,⁵⁹ Y. L. Chan,^{62a} P. Chang,¹⁶⁶ J. D. Chapman,³⁰ D. G. Charlton,¹⁹ A. Chatterjee,⁵¹ C. C. Chau,¹⁵⁹ C. A. Chavez Barajas,¹⁵⁰ S. Che,¹¹² S. Cheatham,⁷⁴ A. Chegwidan,⁹² S. Chekanov,⁶ S. V. Chekulaev,^{160a} G. A. Chelkov,^{67,j} M. A. Chelstowska,⁹¹ C. Chen,⁶⁶ H. Chen,²⁷ K. Chen,¹⁴⁹ S. Chen,^{35c} S. Chen,¹⁵⁶ X. Chen,^{35f} Y. Chen,⁶⁹ H. C. Cheng,⁹¹ H. J. Cheng,^{35a} Y. Cheng,³³ A. Cheplakov,⁶⁷ E. Cheremushkina,¹³¹ R. Cherkaoui El Moursli,^{136e} V. Chernyatin,^{27,†} E. Cheu,⁷ L. Chevalier,¹³⁷ V. Chiarella,⁴⁹ G. Chiarelli,^{125a,125b} G. Chiodini,^{75a} A. S. Chisholm,¹⁹ A. Chitan,^{28b} M. V. Chizhov,⁶⁷ K. Choi,⁶³ A. R. Chomont,³⁶ S. Chouridou,⁹ B. K. B. Chow,¹⁰¹ V. Christodoulou,⁸⁰ D. Chromek-Burckhart,³² J. Chudoba,¹²⁸ A. J. Chuinard,⁸⁹ J. J. Chwastowski,⁴¹ L. Chytka,¹¹⁶ G. Ciapetti,^{133a,133b} A. K. Ciftci,^{4a} D. Cinca,⁵⁵ V. Cindro,⁷⁷ I. A. Cioara,²³ A. Ciocio,¹⁶ F. Ciroto,^{105a,105b} Z. H. Citron,¹⁷² M. Ciubancan,^{28b} A. Clark,⁵¹ B. L. Clark,⁵⁹ M. R. Clark,³⁷ P. J. Clark,⁴⁸ R. N. Clarke,¹⁶ C. Clement,^{147a,147b} Y. Coadou,⁸⁷ M. Cobal,^{164a,164c} A. Coccaro,⁵¹ J. Cochran,⁶⁶ L. Coffey,²⁵ L. Colasurdo,¹⁰⁷ B. Cole,³⁷ S. Cole,¹⁰⁹ A. P. Colijn,¹⁰⁸ J. Collot,⁵⁷ T. Colombo,³² G. Compostella,¹⁰² P. Conde Muiño,^{127a,127b} E. Coniavitis,⁵⁰ S. H. Connell,^{146b} I. A. Connelly,⁷⁹ V. Consorti,⁵⁰ S. Constantinescu,^{28b} C. Conta,^{122a,122b} G. Conti,³² F. Conventi,^{105a,k} M. Cooke,¹⁶ B. D. Cooper,⁸⁰ A. M. Cooper-Sarkar,¹²¹ T. Cornelissen,¹⁷⁵ M. Corradi,^{133a,133b} F. Corriveau,^{89,l} A. Corso-Radu,¹⁶³ A. Cortes-Gonzalez,¹³ G. Cortiana,¹⁰² G. Costa,^{93a} M. J. Costa,¹⁶⁷ D. Costanzo,¹⁴⁰ G. Cottin,³⁰ G. Cowan,⁷⁹ B. E. Cox,⁸⁶ K. Cranmer,¹¹¹ S. J. Crawley,⁵⁵ G. Cree,³¹ S. Crépe-Renaudin,⁵⁷ F. Crescioli,⁸² W. A. Cribbs,^{147a,147b} M. Crispin Ortuzar,¹²¹ M. Cristinziani,²³ V. Croft,¹⁰⁷ G. Crosetti,^{39a,39b} T. Cuhadar Donszelmann,¹⁴⁰ J. Cummings,¹⁷⁶ M. Curatolo,⁴⁹ J. Cúth,⁸⁵ C. Cuthbert,¹⁵¹ H. Czirr,¹⁴² P. Czodrowski,³ S. D'Auria,⁵⁵ M. D'Onofrio,⁷⁶ M. J. Da Cunha Sargedas De Sousa,^{127a,127b} C. Da Via,⁸⁶ W. Dabrowski,^{40a} T. Dai,⁹¹ O. Dale,¹⁵ F. Dallaire,⁹⁶ C. Dallapiccola,⁸⁸ M. Dam,³⁸ J. R. Dandoy,³³ N. P. Dang,⁵⁰ A. C. Daniells,¹⁹ N. S. Dann,⁸⁶ M. Danninger,¹⁶⁸ M. Dano Hoffmann,¹³⁷ V. Dao,⁵⁰ G. Darbo,^{52a} S. Darmora,⁸ J. Dassoulas,³ A. Dattagupta,⁶³ W. Davey,²³ C. David,¹⁶⁹ T. Davidek,¹³⁰ M. Davies,¹⁵⁴ P. Davison,⁸⁰ Y. Davygora,^{60a} E. Dawe,⁹⁰ I. Dawson,¹⁴⁰ R. K. Daya-Ishmukhametova,⁸⁸ K. De,⁸ R. de Asmundis,^{105a} A. De Benedetti,¹¹⁴ S. De Castro,^{22a,22b} S. De Cecco,⁸² N. De Groot,¹⁰⁷ P. de Jong,¹⁰⁸ H. De la Torre,⁸⁴ F. De Lorenzi,⁶⁶ D. De Pedis,^{133a} A. De Salvo,^{133a} U. De Sanctis,¹⁵⁰ A. De Santo,¹⁵⁰ J. B. De Vivie De Regie,¹¹⁸ W. J. Dearnaley,⁷⁴ R. Debebe,²⁷ C. Debenedetti,¹³⁸ D. V. Dedovich,⁶⁷ I. Deigaard,¹⁰⁸ J. Del Peso,⁸⁴ T. Del Prete,^{125a,125b} D. Delgove,¹¹⁸ F. Deliot,¹³⁷ C. M. Delitzsch,⁵¹ M. Deliyergiyev,⁷⁷ A. Dell'Acqua,³² L. Dell'Asta,²⁴ M. Dell'Orso,^{125a,125b} M. Della Pietra,^{105a,k} D. della Volpe,⁵¹ M. Delmastro,⁵ P. A. Delsart,⁵⁷ C. Deluca,¹⁰⁸ D. A. DeMarco,¹⁵⁹ S. Demers,¹⁷⁶ M. Demichev,⁶⁷ A. Demilly,⁸² S. P. Denisov,¹³¹ D. Denysiuk,¹³⁷ D. Derendarz,⁴¹ J. E. Derkaoui,^{136d} F. Derue,⁸² P. Dervan,⁷⁶ K. Desch,²³ C. Deterre,⁴⁴ K. Dette,⁴⁵ P. O. Deviveiros,³² A. Dewhurst,¹³² S. Dhaliwal,²⁵ A. Di Ciaccio,^{134a,134b} L. Di Ciaccio,⁵ W. K. Di Clemente,¹²³ C. Di Donato,^{133a,133b} A. Di Girolamo,³² B. Di Girolamo,³² B. Di Micco,^{135a,135b} R. Di Nardo,⁴⁹ A. Di Simone,⁵⁰ R. Di Sipio,¹⁵⁹ D. Di Valentino,³¹ C. Diaconu,⁸⁷ M. Diamond,¹⁵⁹ F. A. Dias,⁴⁸ M. A. Diaz,^{34a} E. B. Diehl,⁹¹ J. Dietrich,¹⁷ S. Diglio,⁸⁷ A. Dimitrievska,¹⁴ J. Dingfelder,²³ P. Dita,^{28b} S. Dita,^{28b} F. Dittus,³² F. Djama,⁸⁷ T. Djobava,^{53b} J. I. Djuvsland,^{60a} M. A. B. do Vale,^{26c} D. Dobos,³² M. Dobre,^{28b} C. Doglioni,⁸³ T. Dohmae,¹⁵⁶ J. Dolejsi,¹³⁰ Z. Dolezal,¹³⁰ B. A. Dolgoshein,^{99,†} M. Donadelli,^{26d} S. Donati,^{125a,125b} P. Dondero,^{122a,122b} J. Donini,³⁶ J. Dopke,¹³² A. Doria,^{105a} M. T. Dova,⁷³ A. T. Doyle,⁵⁵ E. Drechsler,⁵⁶ M. Dris,¹⁰ Y. Du,^{35d} J. Duarte-Camperderros,¹⁵⁴ E. Duchovni,¹⁷² G. Duckeck,¹⁰¹ O. A. Ducu,^{28b} D. Duda,¹⁰⁸ A. Dudarev,³² L. Dufлот,¹¹⁸ L. Duguid,⁷⁹ M. Dührssen,³² M. Dunford,^{60a} H. Duran Yildiz,^{4a} M. Düren,⁵⁴ A. Durglishvili,^{53b} D. Duschinger,⁴⁶ B. Dutta,⁴⁴ M. Dyndal,^{40a} C. Eckardt,⁴⁴ K. M. Ecker,¹⁰² R. C. Edgar,⁹¹ W. Edson,² N. C. Edwards,⁴⁸ T. Eifert,³² G. Eigen,¹⁵ K. Einsweiler,¹⁶ T. Ekelof,¹⁶⁵ M. El Kacimi,^{136c} V. Ellajosyula,⁸⁷ M. Ellert,¹⁶⁵ S. Elles,⁵ F. Ellinghaus,¹⁷⁵ A. A. Elliot,¹⁶⁹ N. Ellis,³² J. Elmsheuser,²⁷ M. Elsing,³² D. Emeliyanov,¹³² Y. Enari,¹⁵⁶ O. C. Endner,⁸⁵ M. Endo,¹¹⁹ J. S. Ennis,¹⁷⁰ J. Erdmann,⁴⁵ A. Ereditato,¹⁸ G. Ernis,¹⁷⁵ J. Ernst,² M. Ernst,²⁷ S. Errede,¹⁶⁶ E. Ertel,⁸⁵ M. Escalier,¹¹⁸ H. Esch,⁴⁵ C. Escobar,¹²⁶ B. Esposito,⁴⁹ A. I. Etienvre,¹³⁷ E. Etzion,¹⁵⁴ H. Evans,⁶³ A. Ezhilov,¹²⁴ F. Fabbri,^{22a,22b} L. Fabbri,^{22a,22b} G. Facini,³³ R. M. Fakhruddinov,¹³¹ S. Falciano,^{133a} R. J. Falla,⁸⁰ J. Faltova,¹³⁰ Y. Fang,^{35a} M. Fanti,^{93a,93b} A. Farbin,⁸ A. Farilla,^{135a} C. Farina,¹²⁶ T. Farooque,¹³ S. Farrell,¹⁶ S. M. Farrington,¹⁷⁰ P. Farthouat,³² F. Fassi,^{136e} P. Fassnacht,³² D. Fassouliotis,⁹ M. Faucci Giannelli,⁷⁹ A. Favareto,^{52a,52b} W. J. Fawcett,¹²¹ L. Fayard,¹¹⁸ O. L. Fedin,^{124,m} W. Fedorko,¹⁶⁸ S. Feigl,¹²⁰ L. Felgioni,⁸⁷ C. Feng,^{35d} E. J. Feng,³² H. Feng,⁹¹ A. B. Fenyuk,¹³¹ L. Feremenga,⁸ P. Fernandez Martinez,¹⁶⁷ S. Fernandez Perez,¹³ J. Ferrando,⁵⁵ A. Ferrari,¹⁶⁵ P. Ferrari,¹⁰⁸ R. Ferrari,^{122a} D. E. Ferreira de Lima,⁵⁵ A. Ferrer,¹⁶⁷ D. Ferrere,⁵¹ C. Ferretti,⁹¹ A. Ferretto Parodi,^{52a,52b} F. Fiedler,⁸⁵ A. Filipčič,⁷⁷ M. Filipuzzi,⁴⁴ F. Filthaut,¹⁰⁷ M. Fincke-Keeler,¹⁶⁹ K. D. Finelli,¹⁵¹ M. C. N. Fiolhais,^{127a,127c} L. Fiorini,¹⁶⁷ A. Firan,⁴² A. Fischer,² C. Fischer,¹³

- J. Fischer,¹⁷⁵ W. C. Fisher,⁹² N. Flaschel,⁴⁴ I. Fleck,¹⁴² P. Fleischmann,⁹¹ G. T. Fletcher,¹⁴⁰ G. Fletcher,⁷⁸
 R. R. M. Fletcher,¹²³ T. Flick,¹⁷⁵ A. Floderus,⁸³ L. R. Flores Castillo,^{62a} M. J. Flowerdew,¹⁰² G. T. Forcolin,⁸⁶ A. Formica,¹³⁷
 A. Forti,⁸⁶ A. G. Foster,¹⁹ D. Fournier,¹¹⁸ H. Fox,⁷⁴ S. Fracchia,¹³ P. Francavilla,⁸² M. Franchini,^{22a,22b} D. Francis,³²
 L. Franconi,¹²⁰ M. Franklin,⁵⁹ M. Frate,¹⁶³ M. Fraternali,^{122a,122b} D. Freeborn,⁸⁰ S. M. Fressard-Batranceau,³² F. Friedrich,⁴⁶
 D. Froidevaux,³² J. A. Frost,¹²¹ C. Fukunaga,¹⁵⁷ E. Fullana Torregrosa,⁸⁵ T. Fusayasu,¹⁰³ J. Fuster,¹⁶⁷ C. Gabaldon,⁵⁷
 O. Gabizon,¹⁷⁵ A. Gabrielli,^{22a,22b} A. Gabrielli,¹⁶ G. P. Gach,^{40a} S. Gadatsch,³² S. Gadomski,⁵¹ G. Gagliardi,^{52a,52b}
 L. G. Gagnon,⁹⁶ P. Gagnon,⁶³ C. Galea,¹⁰⁷ B. Galhardo,^{127a,127c} E. J. Gallas,¹²¹ B. J. Gallop,¹³² P. Gallus,¹²⁹ G. Galster,³⁸
 K. K. Gan,¹¹² J. Gao,^{35b,87} Y. Gao,⁴⁸ Y. S. Gao,^{144,f} F. M. Garay Walls,⁴⁸ C. García,¹⁶⁷ J. E. García Navarro,¹⁶⁷
 M. Garcia-Sciveres,¹⁶ R. W. Gardner,³³ N. Garelli,¹⁴⁴ V. Garonne,¹²⁰ A. Gascon Bravo,⁴⁴ C. Gatti,⁴⁹ A. Gaudiello,^{52a,52b}
 G. Gaudio,^{122a} B. Gaur,¹⁴² L. Gauthier,⁹⁶ I. L. Gavrilenko,⁹⁷ C. Gay,¹⁶⁸ G. Gaycken,²³ E. N. Gazis,¹⁰ Z. Gece,¹⁶⁸
 C. N. P. Gee,¹³² Ch. Geich-Gimbel,²³ M. P. Geisler,^{60a} C. Gemme,^{52a} M. H. Genest,⁵⁷ C. Geng,^{35b,n} S. Gentile,^{133a,133b}
 S. George,⁷⁹ D. Gerbaudo,¹⁶³ A. Gershon,¹⁵⁴ S. Ghasemi,¹⁴² H. Ghazlane,^{136b} M. Ghneimat,²³ B. Giacobbe,^{22a}
 S. Giagu,^{133a,133b} P. Giannetti,^{125a,125b} B. Gibbard,²⁷ S. M. Gibson,⁷⁹ M. Gignac,¹⁶⁸ M. Gilchriese,¹⁶ T. P. S. Gillam,³⁰
 D. Gillberg,³¹ G. Gilles,¹⁷⁵ D. M. Gingrich,^{3,d} N. Giokaris,⁹ M. P. Giordani,^{164a,164c} F. M. Giorgi,^{22a} F. M. Giorgi,¹⁷
 P. F. Giraud,¹³⁷ P. Giromini,⁵⁹ D. Giugni,^{93a} F. Giuli,¹²¹ C. Giuliani,¹⁰² M. Giulini,^{60b} B. K. Gjelsten,¹²⁰ S. Gkaitatzis,¹⁵⁵
 I. Gkialas,¹⁵⁵ E. L. Gkougkousis,¹¹⁸ L. K. Gladilin,¹⁰⁰ C. Glasman,⁸⁴ J. Glatzer,³² P. C. F. Glaysher,⁴⁸ A. Glazov,⁴⁴
 M. Goblirsch-Kolb,¹⁰² J. Godlewski,⁴¹ S. Goldfarb,⁹¹ T. Golling,⁵¹ D. Golubkov,¹³¹ A. Gomes,^{127a,127b,127d} R. Gonçalo,^{127a}
 J. Goncalves Pinto Firmino Da Costa,¹³⁷ L. Gonella,¹⁹ A. Gongadze,⁶⁷ S. González de la Hoz,¹⁶⁷ G. Gonzalez Parra,¹³
 S. Gonzalez-Sevilla,⁵¹ L. Goossens,³² P. A. Gorbounov,⁹⁸ H. A. Gordon,²⁷ I. Gorelov,¹⁰⁶ B. Gorini,³² E. Gorini,^{75a,75b}
 A. Gorišek,⁷⁷ E. Gornicki,⁴¹ A. T. Goshaw,⁴⁷ C. Gössling,⁴⁵ M. I. Gostkin,⁶⁷ C. R. Goudet,¹¹⁸ D. Goujdami,^{136c}
 A. G. Goussiou,¹³⁹ N. Govender,^{146b,o} E. Gozani,¹⁵³ L. Graber,⁵⁶ I. Grabowska-Bold,^{40a} P. O. J. Gradin,⁵⁷ P. Grafström,^{22a,22b}
 J. Gramling,⁵¹ E. Gramstad,¹²⁰ S. Grancagnolo,¹⁷ V. Gratchev,¹²⁴ H. M. Gray,³² E. Graziani,^{135a} Z. D. Greenwood,^{81,p}
 C. Grefe,²³ K. Gregersen,⁸⁰ I. M. Gregor,⁴⁴ P. Grenier,¹⁴⁴ K. Grevtsov,⁵ J. Griffiths,⁸ A. A. Grillo,¹³⁸ K. Grimm,⁷⁴
 S. Grinstein,^{13,q} Ph. Gris,³⁶ J.-F. Grivaz,¹¹⁸ S. Groh,⁸⁵ J. P. Grohs,⁴⁶ E. Gross,¹⁷² J. Grosse-Knetter,⁵⁶ G. C. Grossi,⁸¹
 Z. J. Grout,¹⁵⁰ L. Guan,⁹¹ W. Guan,¹⁷³ J. Guenther,¹²⁹ F. Guescini,⁵¹ D. Guest,¹⁶³ O. Gueta,¹⁵⁴ E. Guido,^{52a,52b} T. Guillemain,⁵
 S. Guindon,² U. Gul,⁵⁵ C. Gumpert,³² J. Guo,^{35e} Y. Guo,^{35b,n} S. Gupta,¹²¹ G. Gustavino,^{133a,133b} P. Gutierrez,¹¹⁴
 N. G. Gutierrez Ortiz,⁸⁰ C. Gutsche,⁴⁶ C. Guyot,¹³⁷ C. Gwenlan,¹²¹ C. B. Gwilliam,⁷⁶ A. Haas,¹¹¹ C. Haber,¹⁶
 H. K. Hadavand,⁸ N. Haddad,^{136e} A. Hadeef,⁸⁷ P. Haefner,²³ S. Hageböck,²³ Z. Hajduk,⁴¹ H. Hakobyan,^{177,f} M. Haleem,⁴⁴
 J. Haley,¹¹⁵ D. Hall,¹²¹ G. Halladjian,⁹² G. D. Hallewell,⁸⁷ K. Hamacher,¹⁷⁵ P. Hamal,¹¹⁶ K. Hamano,¹⁶⁹ A. Hamilton,^{146a}
 G. N. Hamity,¹⁴⁰ P. G. Hamnett,⁴⁴ L. Han,^{35b} K. Hanagaki,^{68,r} K. Hanawa,¹⁵⁶ M. Hance,¹³⁸ B. Haney,¹²³ P. Hanke,^{60a}
 R. Hanna,¹³⁷ J. B. Hansen,³⁸ J. D. Hansen,³⁸ M. C. Hansen,²³ P. H. Hansen,³⁸ K. Hara,¹⁶¹ A. S. Hard,¹⁷³ T. Harenberg,¹⁷⁵
 F. Hariri,¹¹⁸ S. Harkusha,⁹⁴ R. D. Harrington,⁴⁸ P. F. Harrison,¹⁷⁰ F. Hartjes,¹⁰⁸ M. Hasegawa,⁶⁹ Y. Hasegawa,¹⁴¹ A. Hasib,¹¹⁴
 S. Hassani,¹³⁷ S. Haug,¹⁸ R. Hauser,⁹² L. Hauswald,⁴⁶ M. Havranek,¹²⁸ C. M. Hawkes,¹⁹ R. J. Hawkings,³² A. D. Hawkins,⁸³
 D. Hayden,⁹² C. P. Hays,¹²¹ J. M. Hays,⁷⁸ H. S. Hayward,⁷⁶ S. J. Haywood,¹³² S. J. Head,¹⁹ T. Heck,⁸⁵ V. Hedberg,⁸³
 L. Heelan,⁸ S. Heim,¹²³ T. Heim,¹⁶ B. Heinemann,¹⁶ J. J. Heinrich,¹⁰¹ L. Heinrich,¹¹¹ C. Heinz,⁵⁴ J. Hejbal,¹²⁸ L. Helary,²⁴
 S. Hellman,^{147a,147b} C. Helsens,³² J. Henderson,¹²¹ R. C. W. Henderson,⁷⁴ Y. Heng,¹⁷³ S. Henkelmann,¹⁶⁸
 A. M. Henriques Correia,³² S. Henrot-Versille,¹¹⁸ G. H. Herbert,¹⁷ Y. Hernández Jiménez,¹⁶⁷ G. Herten,⁵⁰
 R. Hertenberger,¹⁰¹ L. Hervas,³² G. G. Hesketh,⁸⁰ N. P. Hessey,¹⁰⁸ J. W. Hetherly,⁴² R. Hickling,⁷⁸ E. Higón-Rodríguez,¹⁶⁷
 E. Hill,¹⁶⁹ J. C. Hill,³⁰ K. H. Hiller,⁴⁴ S. J. Hillier,¹⁹ I. Hinchliffe,¹⁶ E. Hines,¹²³ R. R. Hinman,¹⁶ M. Hirose,¹⁵⁸
 D. Hirschbuehl,¹⁷⁵ J. Hobbs,¹⁴⁹ N. Hod,¹⁰⁸ M. C. Hodgkinson,¹⁴⁰ P. Hodgson,¹⁴⁰ A. Hoecker,³² M. R. Hoferkamp,¹⁰⁶
 F. Hoenig,¹⁰¹ M. Hohlfeld,⁸⁵ D. Hohn,²³ T. R. Holmes,¹⁶ M. Homann,⁴⁵ T. M. Hong,¹²⁶ B. H. Hooberman,¹⁶⁶
 W. H. Hopkins,¹¹⁷ Y. Horii,¹⁰⁴ A. J. Horton,¹⁴³ J.-Y. Hostachy,⁵⁷ S. Hou,¹⁵² A. Hoummada,^{136a} J. Howard,¹²¹ J. Howarth,⁴⁴
 M. Hrabovsky,¹¹⁶ I. Hristova,¹⁷ J. Hrivnac,¹¹⁸ T. Hryn'ova,⁵ A. Hrynevich,⁹⁵ C. Hsu,^{146c} P. J. Hsu,^{152,s} S.-C. Hsu,¹³⁹ D. Hu,³⁷
 Q. Hu,^{35b} Y. Huang,⁴⁴ Z. Hubacek,¹²⁹ F. Hubaut,⁸⁷ F. Huegging,²³ T. B. Huffman,¹²¹ E. W. Hughes,³⁷ G. Hughes,⁷⁴
 M. Huhtinen,³² T. A. Hülsing,⁸⁵ P. Huo,¹⁴⁹ N. Huseynov,^{67,b} J. Huston,⁹² J. Huth,⁵⁹ G. Iacobucci,⁵¹ G. Iakovidis,²⁷
 I. Ibragimov,¹⁴² L. Iconomidou-Fayard,¹¹⁸ E. Ideal,¹⁷⁶ Z. Idrissi,^{136e} P. Iengo,³² O. Igonkina,^{108,t} T. Iizawa,¹⁷¹ Y. Ikegami,⁶⁸
 M. Ikeno,⁶⁸ Y. Ilchenko,^{11,u} D. Iliadis,¹⁵⁵ N. Ilic,¹⁴⁴ T. Ince,¹⁰² G. Introzzi,^{122a,122b} P. Ioannou,^{9,†} M. Iodice,^{135a}
 K. Iordanidou,³⁷ V. Ippolito,⁵⁹ A. Irlles Quiles,¹⁶⁷ C. Isaksson,¹⁶⁵ M. Ishino,⁷⁰ M. Ishitsuka,¹⁵⁸ R. Ishmukhametov,¹¹²
 C. Issever,¹²¹ S. Istin,^{20a} F. Ito,¹⁶¹ J. M. Iturbe Ponce,⁸⁶ R. Iuppa,^{134a,134b} J. Ivarsson,⁸³ W. Iwanski,⁴¹ H. Iwasaki,⁶⁸

J. M. Izen,⁴³ V. Izzo,^{105a} S. Jabbar,³ B. Jackson,¹²³ M. Jackson,⁷⁶ P. Jackson,¹ V. Jain,² K. B. Jakobi,⁸⁵ K. Jakobs,⁵⁰ S. Jakobsen,³² T. Jakoubek,¹²⁸ D. O. Jamin,¹¹⁵ D. K. Jana,⁸¹ E. Jansen,⁸⁰ R. Jansky,⁶⁴ J. Janssen,²³ M. Janus,⁵⁶ G. Jarlskog,⁸³ N. Javadov,^{67,b} T. Javůrek,⁵⁰ F. Jeanneau,¹³⁷ L. Jeanty,¹⁶ J. Jejelava,^{53a,v} G.-Y. Jeng,¹⁵¹ D. Jennens,⁹⁰ P. Jenni,^{50,w} J. Jentzsch,⁴⁵ C. Jeske,¹⁷⁰ S. Jézéquel,⁵ H. Ji,¹⁷³ J. Jia,¹⁴⁹ H. Jiang,⁶⁶ Y. Jiang,^{35b} S. Jiggins,⁸⁰ J. Jimenez Pena,¹⁶⁷ S. Jin,^{35a} A. Jinaru,^{28b} O. Jinnouchi,¹⁵⁸ P. Johansson,¹⁴⁰ K. A. Johns,⁷ W. J. Johnson,¹³⁹ K. Jon-And,^{147a,147b} G. Jones,¹⁷⁰ R. W. L. Jones,⁷⁴ S. Jones,⁷ T. J. Jones,⁷⁶ J. Jongmanns,^{60a} P. M. Jorge,^{127a,127b} J. Jovicevic,^{160a} X. Ju,¹⁷³ A. Juste Rozas,^{13,q} M. K. Köhler,¹⁷² A. Kaczmarek,⁴¹ M. Kado,¹¹⁸ H. Kagan,¹¹² M. Kagan,¹⁴⁴ S. J. Kahn,⁸⁷ E. Kajomovitz,⁴⁷ C. W. Kalderon,¹²¹ A. Kaluza,⁸⁵ S. Kama,⁴² A. Kamenshchikov,¹³¹ N. Kanaya,¹⁵⁶ S. Kaneti,³⁰ L. Kanjir,⁷⁷ V. A. Kantserov,⁹⁹ J. Kanzaki,⁶⁸ B. Kaplan,¹¹¹ L. S. Kaplan,¹⁷³ A. Kapliy,³³ D. Kar,^{146c} K. Karakostas,¹⁰ A. Karamaoun,³ N. Karastathis,¹⁰ M. J. Kareem,⁵⁶ E. Karentzos,¹⁰ M. Karnevskiy,⁸⁵ S. N. Karpov,⁶⁷ Z. M. Karpova,⁶⁷ K. Karthik,¹¹¹ V. Kartvelishvili,⁷⁴ A. N. Karyukhin,¹³¹ K. Kasahara,¹⁶¹ L. Kashif,¹⁷³ R. D. Kass,¹¹² A. Kastanas,¹⁵ Y. Kataoka,¹⁵⁶ C. Kato,¹⁵⁶ A. Katre,⁵¹ J. Katzy,⁴⁴ K. Kawagoe,⁷² T. Kawamoto,¹⁵⁶ G. Kawamura,⁵⁶ S. Kazama,¹⁵⁶ V. F. Kazanin,^{110,c} R. Keeler,¹⁶⁹ R. Kehoe,⁴² J. S. Keller,⁴⁴ J. J. Kempster,⁷⁹ K. Kentaro,¹⁰⁴ H. Keoshkerian,⁸⁶ O. Kepka,¹²⁸ B. P. Kerševan,⁷⁷ S. Kersten,¹⁷⁵ R. A. Keyes,⁸⁹ F. Khalil-zada,¹² H. Khandanyan,^{147a,147b} A. Khanov,¹¹⁵ A. G. Kharlamov,^{110,c} T. J. Khoo,³⁰ V. Khovanskiy,⁹⁸ E. Khramov,⁶⁷ J. Khubua,^{53b,x} S. Kido,⁶⁹ H. Y. Kim,⁸ S. H. Kim,¹⁶¹ Y. K. Kim,³³ N. Kimura,¹⁵⁵ O. M. Kind,¹⁷ B. T. King,⁷⁶ M. King,¹⁶⁷ S. B. King,¹⁶⁸ J. Kirk,¹³² A. E. Kiryunin,¹⁰² T. Kishimoto,⁶⁹ D. Kisielewska,^{40a} F. Kiss,⁵⁰ K. Kiuchi,¹⁶¹ O. Kivernyk,¹³⁷ E. Kladiva,^{145b} M. H. Klein,³⁷ M. Klein,⁷⁶ U. Klein,⁷⁶ K. Kleinknecht,⁸⁵ P. Klimek,^{147a,147b} A. Klimentov,²⁷ R. Klingenberg,⁴⁵ J. A. Klinger,¹⁴⁰ T. Klioutchnikova,³² E.-E. Kluge,^{60a} P. Kluit,¹⁰⁸ S. Kluth,¹⁰² J. Knapik,⁴¹ E. Kneringer,⁶⁴ E. B. F. G. Knoops,⁸⁷ A. Knue,⁵⁵ A. Kobayashi,¹⁵⁶ D. Kobayashi,¹⁵⁸ T. Kobayashi,¹⁵⁶ M. Kobel,⁴⁶ M. Kocian,¹⁴⁴ P. Kodys,¹³⁰ T. Koffas,³¹ E. Koffeman,¹⁰⁸ L. A. Kogan,¹²¹ T. Koi,¹⁴⁴ H. Kolanoski,¹⁷ M. Kolb,^{60b} I. Koletsou,⁵ A. A. Komar,^{97,†} Y. Komori,¹⁵⁶ T. Kondo,⁶⁸ N. Kondrashova,⁴⁴ K. Köneke,⁵⁰ A. C. König,¹⁰⁷ T. Kono,^{68,y} R. Konoplich,^{111,z} N. Konstantinidis,⁸⁰ R. Kopeliansky,⁶³ S. Koperny,^{40a} L. Köpke,⁸⁵ A. K. Kopp,⁵⁰ K. Korcyl,⁴¹ K. Kordas,¹⁵⁵ A. Korn,⁸⁰ A. A. Korol,^{110,c} I. Korolkov,¹³ E. V. Korolkova,¹⁴⁰ O. Kortner,¹⁰² S. Kortner,¹⁰² T. Kosek,¹³⁰ V. V. Kostyukhin,²³ A. Kotwal,⁴⁷ A. Kourkoumeli-Charalampidi,¹⁵⁵ C. Kourkoumelis,⁹ V. Kouskoura,²⁷ A. Koutsman,^{160a} A. B. Kowalewska,⁴¹ R. Kowalewski,¹⁶⁹ T. Z. Kowalski,^{40a} W. Kozanecki,¹³⁷ A. S. Kozhin,¹³¹ V. A. Kramarenko,¹⁰⁰ G. Kramberger,⁷⁷ D. Krasnopevtsev,⁹⁹ M. W. Krasny,⁸² A. Krasznahorkay,³² J. K. Kraus,²³ A. Kravchenko,²⁷ M. Kretz,^{60c} J. Kretzschmar,⁷⁶ K. Kreutzfeldt,⁵⁴ P. Krieger,¹⁵⁹ K. Krizka,³³ K. Kroeninger,⁴⁵ H. Kroha,¹⁰² J. Kroll,¹²³ J. Kroseberg,²³ J. Krstic,¹⁴ U. Kruchonak,⁶⁷ H. Krüger,²³ N. Krumnack,⁶⁶ A. Kruse,¹⁷³ M. C. Kruse,⁴⁷ M. Kruskal,²⁴ T. Kubota,⁹⁰ H. Kucuk,⁸⁰ S. Kunday,^{4b} J. T. Kuechler,¹⁷⁵ S. Kuehn,⁵⁰ A. Kugel,^{60c} F. Kuger,¹⁷⁴ A. Kuhl,¹³⁸ T. Kuhl,⁴⁴ V. Kukhtin,⁶⁷ R. Kukla,¹³⁷ Y. Kulchitsky,⁹⁴ S. Kuleshov,^{34b} M. Kuna,^{133a,133b} T. Kunigo,⁷⁰ A. Kupco,¹²⁸ H. Kurashige,⁶⁹ Y. A. Kurochkin,⁹⁴ A. Kurova,⁹⁹ V. Kus,¹²⁸ E. S. Kuwertz,¹⁶⁹ M. Kuze,¹⁵⁸ J. Kvita,¹¹⁶ T. Kwan,¹⁶⁹ D. Kyriazopoulos,¹⁴⁰ A. La Rosa,¹⁰² J. L. La Rosa Navarro,^{26d} L. La Rotonda,^{39a,39b} C. Lacasta,¹⁶⁷ F. Lacava,^{133a,133b} J. Lacey,³¹ H. Lacker,¹⁷ D. Lacour,⁸² V. R. Lacuesta,¹⁶⁷ E. Ladygin,⁶⁷ R. Lafaye,⁵ B. Laforge,⁸² T. Lagouri,¹⁷⁶ S. Lai,⁵⁶ S. Lammers,⁶³ W. Lampl,⁷ E. Lançon,¹³⁷ U. Landgraf,⁵⁰ M. P. J. Landon,⁷⁸ V. S. Lang,^{60a} J. C. Lange,¹³ A. J. Lankford,¹⁶³ F. Lanni,²⁷ K. Lantzsch,²³ A. Lanza,^{122a} S. Laplace,⁸² C. Lapoire,³² J. F. Laporte,¹³⁷ T. Lari,^{93a} F. Lasagni Manghi,^{22a,22b} M. Lassnig,³² P. Laurelli,⁴⁹ W. Lavrijsen,¹⁶ A. T. Law,¹³⁸ P. Laycock,⁷⁶ T. Lazovich,⁵⁹ M. Lazzaroni,^{93a,93b} O. Le Dortz,⁸² E. Le Guirriec,⁸⁷ E. Le Menedeu,¹³ E. P. Le Quilleuc,¹³⁷ M. LeBlanc,¹⁶⁹ T. LeCompte,⁶ F. Ledroit-Guillon,⁵⁷ C. A. Lee,²⁷ S. C. Lee,¹⁵² L. Lee,¹ G. Lefebvre,⁸² M. Lefebvre,¹⁶⁹ F. Legger,¹⁰¹ C. Leggett,¹⁶ A. Lehan,⁷⁶ G. Lehmann Miotto,³² X. Lei,⁷ W. A. Leight,³¹ A. Leisos,^{155,aa} A. G. Leister,¹⁷⁶ M. A. L. Leite,^{26d} R. Leitner,¹³⁰ D. Lellouch,¹⁷² B. Lemmer,⁵⁶ K. J. C. Leney,⁸⁰ T. Lenz,²³ B. Lenzi,³² R. Leone,⁷ S. Leone,^{125a,125b} C. Leonidopoulos,⁴⁸ S. Leontsinis,¹⁰ G. Lerner,¹⁵⁰ C. Leroy,⁹⁶ A. A. J. Lesage,¹³⁷ C. G. Lester,³⁰ M. Levchenko,¹²⁴ J. Levêque,⁵ D. Levin,⁹¹ L. J. Levinson,¹⁷² M. Levy,¹⁹ A. M. Leyko,²³ M. Leyton,⁴³ B. Li,^{35b,n} H. Li,¹⁴⁹ H. L. Li,³³ L. Li,⁴⁷ L. Li,^{35e} Q. Li,^{35a} S. Li,⁴⁷ X. Li,⁸⁶ Y. Li,¹⁴² Z. Liang,¹³⁸ H. Liao,³⁶ B. Liberti,^{134a} A. Liblong,¹⁵⁹ P. Lichard,³² K. Lie,¹⁶⁶ J. Liebal,²³ W. Liebig,¹⁵ C. Limbach,²³ A. Limosani,¹⁵¹ S. C. Lin,^{152,bb} T. H. Lin,⁸⁵ B. E. Lindquist,¹⁴⁹ E. Lipeles,¹²³ A. Lipniacka,¹⁵ M. Lisovsky,^{60b} T. M. Liss,¹⁶⁶ D. Lissauer,²⁷ A. Lister,¹⁶⁸ A. M. Litke,¹³⁸ B. Liu,^{152,cc} D. Liu,¹⁵² H. Liu,⁹¹ H. Liu,²⁷ J. Liu,⁸⁷ J. B. Liu,^{35b} K. Liu,⁸⁷ L. Liu,¹⁶⁶ M. Liu,⁴⁷ M. Liu,^{35b} Y. L. Liu,^{35b} Y. Liu,^{35b} M. Livan,^{122a,122b} A. Lleres,⁵⁷ J. Llorente Merino,⁸⁴ S. L. Lloyd,⁷⁸ F. Lo Sterzo,¹⁵² E. Lobodzinska,⁴⁴ P. Loch,⁷ W. S. Lockman,¹³⁸ F. K. Loebinger,⁸⁶ A. E. Loevschall-Jensen,³⁸ K. M. Loew,²⁵ A. Loginov,¹⁷⁶ T. Lohse,¹⁷ K. Lohwasser,⁴⁴ M. Lokajicek,¹²⁸ B. A. Long,²⁴ J. D. Long,¹⁶⁶ R. E. Long,⁷⁴ L. Longo,^{75a,75b} K. A.Looper,¹¹² L. Lopes,^{127a} D. Lopez Mateos,⁵⁹ B. Lopez Paredes,¹⁴⁰ I. Lopez Paz,¹³ A. Lopez Solis,⁸² J. Lorenz,¹⁰¹ N. Lorenzo Martinez,⁶³ M. Losada,²¹ P. J. Lösel,¹⁰¹

X. Lou,^{35a} A. Lounis,¹¹⁸ J. Love,⁶ P. A. Love,⁷⁴ H. Lu,^{62a} N. Lu,⁹¹ H. J. Lubatti,¹³⁹ C. Luci,^{133a,133b} A. Lucotte,⁵⁷ C. Luedtke,⁵⁰ F. Luehring,⁶³ W. Lukas,⁶⁴ L. Luminari,^{133a} O. Lundberg,^{147a,147b} B. Lund-Jensen,¹⁴⁸ D. Lynn,²⁷ R. Lysak,¹²⁸ E. Lytken,⁸³ V. Lyubushkin,⁶⁷ H. Ma,²⁷ L. L. Ma,^{35d} Y. Ma,^{35d} G. Maccarrone,⁴⁹ A. Macchiolo,¹⁰² C. M. Macdonald,¹⁴⁰ B. Maček,⁷⁷ J. Machado Miguens,^{123,127b} D. Madaffari,⁸⁷ R. Madar,³⁶ H. J. Maddocks,¹⁶⁵ W. F. Mader,⁴⁶ A. Madsen,⁴⁴ J. Maeda,⁶⁹ S. Maeland,¹⁵ T. Maeno,²⁷ A. Maevskiy,¹⁰⁰ E. Magradze,⁵⁶ J. Mahlstedt,¹⁰⁸ C. Maiani,¹¹⁸ C. Maidantchik,^{26a} A. A. Maier,¹⁰² T. Maier,¹⁰¹ A. Maio,^{127a,127b,127d} S. Majewski,¹¹⁷ Y. Makida,⁶⁸ N. Makovec,¹¹⁸ B. Malaescu,⁸² Pa. Malecki,⁴¹ V. P. Maleev,¹²⁴ F. Malek,⁵⁷ U. Mallik,⁶⁵ D. Malon,⁶ C. Malone,¹⁴⁴ S. Maltezos,¹⁰ S. Malyukov,³² J. Mamuzic,¹⁶⁷ G. Mancini,⁴⁹ B. Mandelli,³² L. Mandelli,^{93a} I. Mandić,⁷⁷ J. Maneira,^{127a,127b} L. Manhaes de Andrade Filho,^{26b} J. Manjarres Ramos,^{160b} A. Mann,¹⁰¹ B. Mansoulie,¹³⁷ R. Mantifel,⁸⁹ M. Mantoani,⁵⁶ S. Manzoni,^{93a,93b} L. Mapelli,³² G. Marceca,²⁹ L. March,⁵¹ G. Marchiori,⁸² M. Marcisovsky,¹²⁸ M. Marjanovic,¹⁴ D. E. Marley,⁹¹ F. Marroquim,^{26a} S. P. Marsden,⁸⁶ Z. Marshall,¹⁶ L. F. Marti,¹⁸ S. Marti-Garcia,¹⁶⁷ B. Martin,⁹² T. A. Martin,¹⁷⁰ V. J. Martin,⁴⁸ B. Martin dit Latour,¹⁵ M. Martinez,^{13,q} S. Martin-Haugh,¹³² V. S. Martoiu,^{28b} A. C. Martyniuk,⁸⁰ M. Marx,¹³⁹ A. Marzin,³² L. Masetti,⁸⁵ T. Mashimo,¹⁵⁶ R. Mashinistov,⁹⁷ J. Masik,⁸⁶ A. L. Maslennikov,^{110,c} I. Massa,^{22a,22b} L. Massa,^{22a,22b} P. Mastrandrea,⁵ A. Mastroberardino,^{39a,39b} T. Masubuchi,¹⁵⁶ P. Mättig,¹⁷⁵ J. Mattmann,⁸⁵ J. Maurer,^{28b} S. J. Maxfield,⁷⁶ D. A. Maximov,^{110,c} R. Mazini,¹⁵² S. M. Mazza,^{93a,93b} N. C. Mc Fadden,¹⁰⁶ G. Mc Goldrick,¹⁵⁹ S. P. Mc Kee,⁹¹ A. McCann,⁹¹ R. L. McCarthy,¹⁴⁹ T. G. McCarthy,³¹ L. I. McClymont,⁸⁰ K. W. McFarlane,^{58,†} J. A. McFayden,⁸⁰ G. Mchedlidze,⁵⁶ S. J. McMahon,¹³² R. A. McPherson,^{169,1} M. Medinnis,⁴⁴ S. Meehan,¹³⁹ S. Mehlhase,¹⁰¹ A. Mehta,⁷⁶ K. Meier,^{60a} C. Meineck,¹⁰¹ B. Meirose,⁴³ B. R. Mellado Garcia,^{146c} F. Meloni,¹⁸ A. Mengarelli,^{22a,22b} S. Menke,¹⁰² E. Meoni,¹⁶² S. Mergelmeyer,¹⁷ P. Mermod,⁵¹ L. Merola,^{105a,105b} C. Meroni,^{93a} F. S. Merritt,³³ A. Messina,^{133a,133b} J. Metcalfe,⁶ A. S. Mete,¹⁶³ C. Meyer,⁸⁵ C. Meyer,¹²³ J-P. Meyer,¹³⁷ J. Meyer,¹⁰⁸ H. Meyer Zu Theenhausen,^{60a} R. P. Middleton,¹³² S. Miglioranza,^{164a,164c} L. Mijović,²³ G. Mikenberg,¹⁷² M. Mikestikova,¹²⁸ M. Mikuž,⁷⁷ M. Milesi,⁹⁰ A. Milic,³² D. W. Miller,³³ C. Mills,⁴⁸ A. Milov,¹⁷² D. A. Milstead,^{147a,147b} A. A. Minaenko,¹³¹ Y. Minami,¹⁵⁶ I. A. Minashvili,⁶⁷ A. I. Mincer,¹¹¹ B. Mindur,^{40a} M. Mineev,⁶⁷ Y. Ming,¹⁷³ L. M. Mir,¹³ K. P. Mistry,¹²³ T. Mitani,¹⁷¹ J. Mitrevski,¹⁰¹ V. A. Mitsou,¹⁶⁷ A. Miucci,⁵¹ P. S. Miyagawa,¹⁴⁰ J. U. Mjörnmark,⁸³ T. Moa,^{147a,147b} K. Mochizuki,⁸⁷ S. Mohapatra,³⁷ W. Mohr,⁵⁰ S. Molander,^{147a,147b} R. Moles-Valls,²³ R. Monden,⁷⁰ M. C. Mondragon,⁹² K. Mönig,⁴⁴ J. Monk,³⁸ E. Monnier,⁸⁷ A. Montalbano,¹⁴⁹ J. Montejo Berlingen,³² F. Monticelli,⁷³ S. Monzani,^{93a,93b} R. W. Moore,³ N. Morange,¹¹⁸ D. Moreno,²¹ M. Moreno Llácer,⁵⁶ P. Morettini,^{52a} D. Mori,¹⁴³ T. Mori,¹⁵⁶ M. Morii,⁵⁹ M. Morinaga,¹⁵⁶ V. Morisbak,¹²⁰ S. Moritz,⁸⁵ A. K. Morley,¹⁵¹ G. Mornacchi,³² J. D. Morris,⁷⁸ S. S. Mortensen,³⁸ L. Morvaj,¹⁴⁹ M. Mosidze,^{53b} J. Moss,¹⁴⁴ K. Motohashi,¹⁵⁸ R. Mount,¹⁴⁴ E. Mountricha,²⁷ S. V. Mouraviev,^{97,†} E. J. W. Moyse,⁸⁸ S. Muanza,⁸⁷ R. D. Mudd,¹⁹ F. Mueller,¹⁰² J. Mueller,¹²⁶ R. S. P. Mueller,¹⁰¹ T. Mueller,³⁰ D. Muenstermann,⁷⁴ P. Mullen,⁵⁵ G. A. Mullier,¹⁸ F. J. Munoz Sanchez,⁸⁶ J. A. Murillo Quijada,¹⁹ W. J. Murray,^{170,132} H. Musheghyan,⁵⁶ M. Muškinja,⁷⁷ A. G. Myagkov,^{131,dd} M. Myska,¹²⁹ B. P. Nachman,¹⁴⁴ O. Nackenhorst,⁵¹ J. Nadal,⁵⁶ K. Nagai,¹²¹ R. Nagai,^{68,y} K. Nagano,⁶⁸ Y. Nagasaka,⁶¹ K. Nagata,¹⁶¹ M. Nagel,¹⁰² E. Nagy,⁸⁷ A. M. Nairz,³² Y. Nakahama,³² K. Nakamura,⁶⁸ T. Nakamura,¹⁵⁶ I. Nakano,¹¹³ H. Namasivayam,⁴³ R. F. Naranjo Garcia,⁴⁴ R. Narayan,¹¹ D. I. Narrias Villar,^{60a} I. Naryshkin,¹²⁴ T. Naumann,⁴⁴ G. Navarro,²¹ R. Nayyar,⁷ H. A. Neal,⁹¹ P. Yu. Nechaeva,⁹⁷ T. J. Neep,⁸⁶ P. D. Nef,¹⁴⁴ A. Negri,^{122a,122b} M. Negrini,^{22a} S. Nektarijevic,¹⁰⁷ C. Nellist,¹¹⁸ A. Nelson,¹⁶³ S. Nemecek,¹²⁸ P. Nemethy,¹¹¹ A. A. Nepomuceno,^{26a} M. Nessi,^{32,ee} M. S. Neubauer,¹⁶⁶ M. Neumann,¹⁷⁵ R. M. Neves,¹¹¹ P. Nevski,²⁷ P. R. Newman,¹⁹ D. H. Nguyen,⁶ R. B. Nickerson,¹²¹ R. Nicolaidou,¹³⁷ B. Nicquevert,³² J. Nielsen,¹³⁸ A. Nikiforov,¹⁷ V. Nikolaenko,^{131,dd} I. Nikolic-Audit,⁸² K. Nikolopoulos,¹⁹ J. K. Nilsen,¹²⁰ P. Nilsson,²⁷ Y. Ninomiya,¹⁵⁶ A. Nisati,^{133a} R. Nisius,¹⁰² T. Nobe,¹⁵⁶ L. Nodulman,⁶ M. Nomachi,¹¹⁹ I. Nomidis,³¹ T. Nooney,⁷⁸ S. Norberg,¹¹⁴ M. Nordberg,³² N. Norjoharuddeen,¹²¹ O. Novgorodova,⁴⁶ S. Nowak,¹⁰² M. Nozaki,⁶⁸ L. Nozka,¹¹⁶ K. Ntekas,¹⁰ E. Nurse,⁸⁰ F. Nuti,⁹⁰ F. O'grady,⁷ D. C. O'Neil,¹⁴³ A. A. O'Rourke,⁴⁴ V. O'Shea,⁵⁵ F. G. Oakham,^{31,d} H. Oberlack,¹⁰² T. Obermann,²³ J. Ocariz,⁸² A. Ochi,⁶⁹ I. Ochoa,³⁷ J. P. Ochoa-Ricoux,^{34a} S. Oda,⁷² S. Odaka,⁶⁸ H. Ogren,⁶³ A. Oh,⁸⁶ S. H. Oh,⁴⁷ C. C. Ohm,¹⁶ H. Ohman,¹⁶⁵ H. Oide,³² H. Okawa,¹⁶¹ Y. Okumura,³³ T. Okuyama,⁶⁸ A. Olariu,^{28b} L. F. Oleiro Seabra,^{127a} S. A. Olivares Pino,⁴⁸ D. Oliveira Damazio,²⁷ A. Olszewski,⁴¹ J. Olszowska,⁴¹ A. Onofre,^{127a,127e} K. Onogi,¹⁰⁴ P. U. E. Onyisi,^{11,u} C. J. Oram,^{160a} M. J. Oreglia,³³ Y. Oren,¹⁵⁴ D. Orestano,^{135a,135b} N. Orlando,^{62b} R. S. Orr,¹⁵⁹ B. Osculati,^{52a,52b} R. Ospanov,⁸⁶ G. Otero y Garzon,²⁹ H. Otono,⁷² M. Ouchrif,^{136d} F. Ould-Saada,¹²⁰ A. Ouraou,¹³⁷ K. P. Oussoren,¹⁰⁸ Q. Ouyang,^{35a} M. Owen,⁵⁵ R. E. Owen,¹⁹ V. E. Ozcan,^{20a} N. Ozturk,⁸ K. Pachal,¹⁴³ A. Pacheco Pages,¹³ C. Padilla Aranda,¹³ M. Pagáčová,⁵⁰ S. Pagan Griso,¹⁶ F. Paige,²⁷ P. Pais,⁸⁸ K. Pajchel,¹²⁰ G. Palacino,^{160b} S. Palestini,³² M. Palka,^{40b} D. Pallin,³⁶ A. Palma,^{127a,127b} E. St. Panagiotopoulou,¹⁰

- C. E. Pandini,⁸² J. G. Panduro Vazquez,⁷⁹ P. Pani,^{147a,147b} S. Panitkin,²⁷ D. Pantea,^{28b} L. Paolozzi,⁵¹ Th. D. Papadopoulou,¹⁰
 K. Papageorgiou,¹⁵⁵ A. Paramonov,⁶ D. Paredes Hernandez,¹⁷⁶ A. J. Parker,⁷⁴ M. A. Parker,³⁰ K. A. Parker,¹⁴⁰
 F. Parodi,^{52a,52b} J. A. Parsons,³⁷ U. Parzefall,⁵⁰ V. R. Pascuzzi,¹⁵⁹ E. Pasqualucci,^{133a} S. Passaggio,^{52a} F. Pastore,^{135a,135b,†}
 Fr. Pastore,⁷⁹ G. Pásztor,^{31,ff} S. Patariaia,¹⁷⁵ N. D. Patel,¹⁵¹ J. R. Pater,⁸⁶ T. Pauly,³² J. Pearce,¹⁶⁹ B. Pearson,¹¹⁴
 L. E. Pedersen,³⁸ M. Pedersen,¹²⁰ S. Pedraza Lopez,¹⁶⁷ R. Pedro,^{127a,127b} S. V. Peleganchuk,^{110,c} D. Pelikan,¹⁶⁵ O. Penc,¹²⁸
 C. Peng,^{35a} H. Peng,^{35b} J. Penwell,⁶³ B. S. Peralva,^{26b} M. M. Perego,¹³⁷ D. V. Perepelitsa,²⁷ E. Perez Codina,^{160a}
 L. Perini,^{93a,93b} H. Pernegger,³² S. Perrella,^{105a,105b} R. Peschke,⁴⁴ V. D. Peshekhonov,⁶⁷ K. Peters,⁴⁴ R. F. Y. Peters,⁸⁶
 B. A. Petersen,³² T. C. Petersen,³⁸ E. Petit,⁵⁷ A. Petridis,¹ C. Petridou,¹⁵⁵ P. Petroff,¹¹⁸ E. Petrolo,^{133a} M. Petrov,¹²¹
 F. Petrucci,^{135a,135b} N. E. Pettersson,¹⁵⁸ A. Peyaud,¹³⁷ R. Pezoa,^{34b} P. W. Phillips,¹³² G. Piacquadio,¹⁴⁴ E. Pianori,¹⁷⁰
 A. Picazio,⁸⁸ E. Piccaro,⁷⁸ M. Piccinini,^{22a,22b} M. A. Pickering,¹²¹ R. Piegai,²⁹ J. E. Pilcher,³³ A. D. Pilkington,⁸⁶
 A. W. J. Pin,⁸⁶ J. Pina,^{127a,127b,127d} M. Pinamonti,^{164a,164c,gg} J. L. Pinfeld,³ A. Pingel,³⁸ S. Pires,⁸² H. Pirumov,⁴⁴ M. Pitt,¹⁷²
 L. Plazak,^{145a} M.-A. Pleier,²⁷ V. Pleskot,⁸⁵ E. Plotnikova,⁶⁷ P. Plucinski,^{147a,147b} D. Pluth,⁶⁶ R. Poettgen,^{147a,147b}
 L. Poggioli,¹¹⁸ D. Pohl,²³ G. Polesello,^{122a} A. Poley,⁴⁴ A. Policicchio,^{39a,39b} R. Polifka,¹⁵⁹ A. Polini,^{22a} C. S. Pollard,⁵⁵
 V. Polychronakos,²⁷ K. Pommès,³² L. Pontecorvo,^{133a} B. G. Pope,⁹² G. A. Popeneciu,^{28c} D. S. Popovic,¹⁴ A. Poppleton,³²
 S. Pospisil,¹²⁹ K. Potamianos,¹⁶ I. N. Potrap,⁶⁷ C. J. Potter,³⁰ C. T. Potter,¹¹⁷ G. Poulard,³² J. Poveda,³² V. Pozdnyakov,⁶⁷
 M. E. Pozo Astigarraga,³² P. Pralavorio,⁸⁷ A. Pranko,¹⁶ S. Prell,⁶⁶ D. Price,⁸⁶ L. E. Price,⁶ M. Primavera,^{75a} S. Prince,⁸⁹
 M. Proissl,⁴⁸ K. Prokofiev,^{62c} F. Prokoshin,^{34b} S. Protopopescu,²⁷ J. Proudfoot,⁶ M. Przybycien,^{40a} D. Puddu,^{135a,135b}
 D. Poldon,¹⁴⁹ M. Purohit,^{27,hh} P. Puzo,¹¹⁸ J. Qian,⁹¹ G. Qin,⁵⁵ Y. Qin,⁸⁶ A. Quadt,⁵⁶ W. B. Quayle,^{164a,164b}
 M. Queitsch-Maitland,⁸⁶ D. Quilty,⁵⁵ S. Raddum,¹²⁰ V. Radeka,²⁷ V. Radescu,^{60b} S. K. Radhakrishnan,¹⁴⁹ P. Radloff,¹¹⁷
 P. Rados,⁹⁰ F. Ragusa,^{93a,93b} G. Rahal,¹⁷⁸ J. A. Raine,⁸⁶ S. Rajagopalan,²⁷ M. Rammensee,³² C. Rangel-Smith,¹⁶⁵
 M. G. Ratti,^{93a,93b} F. Rauscher,¹⁰¹ S. Rave,⁸⁵ T. Ravenscroft,⁵⁵ M. Raymond,³² A. L. Read,¹²⁰ N. P. Readioff,⁷⁶
 D. M. Rebuffi,^{122a,122b} A. Redelbach,¹⁷⁴ G. Redlinger,²⁷ R. Reece,¹³⁸ K. Reeves,⁴³ L. Rehnisch,¹⁷ J. Reichert,¹²³ H. Reisin,²⁹
 C. Rembser,³² H. Ren,^{35a} M. Rescigno,^{133a} S. Resconi,^{93a} O. L. Rezanova,^{110,c} P. Reznicek,¹³⁰ R. Rezvani,⁹⁶ R. Richter,¹⁰²
 S. Richter,⁸⁰ E. Richter-Was,^{40b} O. Ricken,²³ M. Ridel,⁸² P. Rieck,¹⁷ C. J. Riegel,¹⁷⁵ J. Rieger,⁵⁶ O. Rifki,¹¹⁴
 M. Rijssenbeek,¹⁴⁹ A. Rimoldi,^{122a,122b} L. Rinaldi,^{22a} B. Ristić,⁵¹ E. Ritsch,³² I. Riu,¹³ F. Rizatdinova,¹¹⁵ E. Rizvi,⁷⁸
 C. Rizzi,¹³ S. H. Robertson,^{89,1} A. Robichaud-Veronneau,⁸⁹ D. Robinson,³⁰ J. E. M. Robinson,⁴⁴ A. Robson,⁵⁵
 C. Roda,^{125a,125b} Y. Rodina,⁸⁷ A. Rodriguez Perez,¹³ D. Rodriguez Rodriguez,¹⁶⁷ S. Roe,³² C. S. Rogan,⁵⁹ O. Røhne,¹²⁰
 A. Romaniouk,⁹⁹ M. Romano,^{22a,22b} S. M. Romano Saez,³⁶ E. Romero Adam,¹⁶⁷ N. Rompotis,¹³⁹ M. Ronzani,⁵⁰ L. Roos,⁸²
 E. Ros,¹⁶⁷ S. Rosati,^{133a} K. Rosbach,⁵⁰ P. Rose,¹³⁸ O. Rosenthal,¹⁴² V. Rossetti,^{147a,147b} E. Rossi,^{105a,105b} L. P. Rossi,^{52a}
 J. H. N. Rosten,³⁰ R. Rosten,¹³⁹ M. Rotaru,^{28b} I. Roth,¹⁷² J. Rothberg,¹³⁹ D. Rousseau,¹¹⁸ C. R. Royon,¹³⁷ A. Rozanov,⁸⁷
 Y. Rozen,¹⁵³ X. Ruan,^{146c} F. Rubbo,¹⁴⁴ I. Rubinskiy,⁴⁴ V. I. Rud,¹⁰⁰ M. S. Rudolph,¹⁵⁹ F. Rühr,⁵⁰ A. Ruiz-Martinez,³²
 Z. Rurikova,⁵⁰ N. A. Rusakovich,⁶⁷ A. Ruschke,¹⁰¹ H. L. Russell,¹³⁹ J. P. Rutherford,⁷ N. Ruthmann,³² Y. F. Ryabov,¹²⁴
 M. Rybar,¹⁶⁶ G. Rybkin,¹¹⁸ S. Ryu,⁶ A. Ryzhov,¹³¹ A. F. Saavedra,¹⁵¹ G. Sabato,¹⁰⁸ S. Sacerdoti,²⁹ H. F.-W. Sadrozinski,¹³⁸
 R. Sadykov,⁶⁷ F. Safai Tehrani,^{133a} P. Saha,¹⁰⁹ M. Sahinsoy,^{60a} M. Saimpert,¹³⁷ T. Saito,¹⁵⁶ H. Sakamoto,¹⁵⁶ Y. Sakurai,¹⁷¹
 G. Salamanna,^{135a,135b} A. Salamon,^{134a,134b} J. E. Salazar Loyola,^{34b} D. Salek,¹⁰⁸ P. H. Sales De Bruin,¹³⁹ D. Salihagic,¹⁰²
 A. Salnikov,¹⁴⁴ J. Salt,¹⁶⁷ D. Salvatore,^{39a,39b} F. Salvatore,¹⁵⁰ A. Salvucci,^{62a} A. Salzburger,³² D. Sammel,⁵⁰
 D. Sampsonidis,¹⁵⁵ A. Sanchez,^{105a,105b} J. Sánchez,¹⁶⁷ V. Sanchez Martinez,¹⁶⁷ H. Sandaker,¹²⁰ R. L. Sandbach,⁷⁸
 H. G. Sander,⁸⁵ M. P. Sanders,¹⁰¹ M. Sandhoff,¹⁷⁵ C. Sandoval,²¹ R. Sandstroem,¹⁰² D. P. C. Sankey,¹³² M. Sannino,^{52a,52b}
 A. Sansoni,⁴⁹ C. Santoni,³⁶ R. Santonico,^{134a,134b} H. Santos,^{127a} I. Santoyo Castillo,¹⁵⁰ K. Sapp,¹²⁶ A. Saponov,⁶⁷
 J. G. Saraiva,^{127a,127d} B. Sarrazin,²³ O. Sasaki,⁶⁸ Y. Sasaki,¹⁵⁶ K. Sato,¹⁶¹ G. Sauvage,^{5,†} E. Sauvan,⁵ G. Savage,⁷⁹
 P. Savard,^{159,d} C. Sawyer,¹³² L. Sawyer,^{81,p} J. Saxon,³³ C. Sbarra,^{22a} A. Sbrizzi,^{22a,22b} T. Scanlon,⁸⁰ D. A. Scannicchio,¹⁶³
 M. Scarcella,¹⁵¹ V. Scarfone,^{39a,39b} J. Schaarschmidt,¹⁷² P. Schacht,¹⁰² D. Schaefer,³² R. Schaefer,⁴⁴ J. Schaeffer,⁸⁵
 S. Schaepe,²³ S. Schaezel,^{60b} U. Schäfer,⁸⁵ A. C. Schaffer,¹¹⁸ D. Schaile,¹⁰¹ R. D. Schamberger,¹⁴⁹ V. Scharf,^{60a}
 V. A. Schegelsky,¹²⁴ D. Scheirich,¹³⁰ M. Schernau,¹⁶³ C. Schiavi,^{52a,52b} C. Schillo,⁵⁰ M. Schioppa,^{39a,39b} S. Schlenker,³²
 K. Schmieden,³² C. Schmitt,⁸⁵ S. Schmitt,⁴⁴ S. Schmitz,⁸⁵ B. Schneider,^{160a} Y. J. Schnellbach,⁷⁶ U. Schnoor,⁵⁰
 L. Schoeffel,¹³⁷ A. Schoening,^{60b} B. D. Schoenrock,⁹² E. Schopf,²³ A. L. S. Schorlemmer,⁴⁵ M. Schott,⁸⁵ J. Schovancova,⁸
 S. Schramm,⁵¹ M. Schreyer,¹⁷⁴ N. Schuh,⁸⁵ M. J. Schultens,²³ H.-C. Schultz-Coulon,^{60a} H. Schulz,¹⁷ M. Schumacher,⁵⁰
 B. A. Schumm,¹³⁸ Ph. Schune,¹³⁷ C. Schwanenberger,⁸⁶ A. Schwartzman,¹⁴⁴ T. A. Schwarz,⁹¹ Ph. Schwegler,¹⁰²
 H. Schweiger,⁸⁶ Ph. Schwemling,¹³⁷ R. Schwienhorst,⁹² J. Schwindling,¹³⁷ T. Schwindt,²³ G. Sciolla,²⁵ F. Scuri,^{125a,125b}

F. Scutti,⁹⁰ J. Searcy,⁹¹ P. Seema,²³ S. C. Seidel,¹⁰⁶ A. Seiden,¹³⁸ F. Seifert,¹²⁹ J. M. Seixas,^{26a} G. Sekhniaidze,^{105a} K. Sekhon,⁹¹ S. J. Sekula,⁴² D. M. Seliverstov,^{124,†} N. Semprini-Cesari,^{22a,22b} C. Serfon,¹²⁰ L. Serin,¹¹⁸ L. Serkin,^{164a,164b} M. Sessa,^{135a,135b} R. Seuster,^{160a} H. Severini,¹¹⁴ T. Sfiligoj,⁷⁷ F. Sforza,³² A. Sfyrla,⁵¹ E. Shabalina,⁵⁶ N. W. Shaikh,^{147a,147b} L. Y. Shan,^{35a} R. Shang,¹⁶⁶ J. T. Shank,²⁴ M. Shapiro,¹⁶ P. B. Shatalov,⁹⁸ K. Shaw,^{164a,164b} S. M. Shaw,⁸⁶ A. Shcherbakova,^{147a,147b} C. Y. Shehu,¹⁵⁰ P. Sherwood,⁸⁰ L. Shi,^{152,ii} S. Shimizu,⁶⁹ C. O. Shimmin,¹⁶³ M. Shimojima,¹⁰³ M. Shiyakova,^{67,jj} A. Shmeleva,⁹⁷ D. Shoaleh Saadi,⁹⁶ M. J. Shochet,³³ S. Shojaii,^{93a,93b} S. Shrestha,¹¹² E. Shulga,⁹⁹ M. A. Shupe,⁷ P. Sicho,¹²⁸ P. E. Sidebo,¹⁴⁸ O. Sidiropoulou,¹⁷⁴ D. Sidorov,¹¹⁵ A. Sidoti,^{22a,22b} F. Siegert,⁴⁶ Dj. Sijacki,¹⁴ J. Silva,^{127a,127d} S. B. Silverstein,^{147a} V. Simak,¹²⁹ O. Simard,⁵ Lj. Simic,¹⁴ S. Simion,¹¹⁸ E. Simioni,⁸⁵ B. Simmons,⁸⁰ D. Simon,³⁶ M. Simon,⁸⁵ P. Sinervo,¹⁵⁹ N. B. Sinev,¹¹⁷ M. Sioli,^{22a,22b} G. Siragusa,¹⁷⁴ S. Yu. Sivoklokov,¹⁰⁰ J. Sjölin,^{147a,147b} T. B. Sjursen,¹⁵ M. B. Skinner,⁷⁴ H. P. Skottowe,⁵⁹ P. Skubic,¹¹⁴ M. Slater,¹⁹ T. Slavicek,¹²⁹ M. Sławinska,¹⁰⁸ K. Sliwa,¹⁶² R. Slovak,¹³⁰ V. Smakhtin,¹⁷² B. H. Smart,⁵ L. Smestad,¹⁵ S. Yu. Smirnov,⁹⁹ Y. Smirnov,⁹⁹ L. N. Smirnova,^{100,kk} O. Smirnova,⁸³ M. N. K. Smith,³⁷ R. W. Smith,³⁷ M. Smizanska,⁷⁴ K. Smolek,¹²⁹ A. A. Snesarev,⁹⁷ G. Snidero,⁷⁸ S. Snyder,²⁷ R. Sobie,^{169,l} F. Socher,⁴⁶ A. Soffer,¹⁵⁴ D. A. Soh,^{152,ii} G. Sokhrannyi,⁷⁷ C. A. Solans Sanchez,³² M. Solar,¹²⁹ E. Yu. Soldatov,⁹⁹ U. Soldevila,¹⁶⁷ A. A. Solodkov,¹³¹ A. Soloshenko,⁶⁷ O. V. Solovyanov,¹³¹ V. Solovyev,¹²⁴ P. Sommer,⁵⁰ H. Son,¹⁶² H. Y. Song,^{35b,ll} A. Sood,¹⁶ A. Sopczak,¹²⁹ V. Sopko,¹²⁹ V. Sorin,¹³ D. Sosa,^{60b} C. L. Sotiropoulou,^{125a,125b} R. Soualah,^{164a,164c} A. M. Soukharev,^{110,c} D. South,⁴⁴ B. C. Sowden,⁷⁹ S. Spagnolo,^{75a,75b} M. Spalla,^{125a,125b} M. Spangenberg,¹⁷⁰ F. Spanò,⁷⁹ D. Sperlich,¹⁷ F. Spettel,¹⁰² R. Spighi,^{22a} G. Spigo,³² L. A. Spiller,⁹⁰ M. Spousta,¹³⁰ R. D. St. Denis,^{55,†} A. Stabile,^{93a} J. Stahlman,¹²³ R. Stamen,^{60a} S. Stamm,¹⁷ E. Stanecka,⁴¹ R. W. Stanek,⁶ C. Stancu,^{135a} M. Stancu-Bellu,⁴⁴ M. M. Stanitzki,⁴⁴ S. Stapnes,¹²⁰ E. A. Starchenko,¹³¹ G. H. Stark,³³ J. Stark,⁵⁷ P. Staroba,¹²⁸ P. Starovoitov,^{60a} S. Stärz,³² R. Staszewski,⁴¹ P. Steinberg,²⁷ B. Stelzer,¹⁴³ H. J. Stelzer,³² O. Stelzer-Chilton,^{160a} H. Stenzel,⁵⁴ G. A. Stewart,⁵⁵ J. A. Stillings,²³ M. C. Stockton,⁸⁹ M. Stoebe,⁸⁹ G. Stoicea,^{28b} P. Stolte,⁵⁶ S. Stonjek,¹⁰² A. R. Stradling,⁸ A. Straessner,⁴⁶ M. E. Stramaglia,¹⁸ J. Strandberg,¹⁴⁸ S. Strandberg,^{147a,147b} A. Strandlie,¹²⁰ M. Strauss,¹¹⁴ P. Strizenec,^{145b} R. Ströhmer,¹⁷⁴ D. M. Strom,¹¹⁷ R. Stroynowski,⁴² A. Strubig,¹⁰⁷ S. A. Stucci,¹⁸ B. Stugu,¹⁵ N. A. Styles,⁴⁴ D. Su,¹⁴⁴ J. Su,¹²⁶ R. Subramaniam,⁸¹ S. Suchek,^{60a} Y. Sugaya,¹¹⁹ M. Suk,¹²⁹ V. V. Sulin,⁹⁷ S. Sultansoy,^{4c} T. Sumida,⁷⁰ S. Sun,⁵⁹ X. Sun,^{35a} J. E. Sundermann,⁵⁰ K. Suruliz,¹⁵⁰ G. Susinno,^{39a,39b} M. R. Sutton,¹⁵⁰ S. Suzuki,⁶⁸ M. Svatos,¹²⁸ M. Swiatlowski,³³ I. Sykora,^{145a} T. Sykora,¹³⁰ D. Ta,⁵⁰ C. Taccini,^{135a,135b} K. Tackmann,⁴⁴ J. Taenzer,¹⁵⁹ A. Taffard,¹⁶³ R. Tafirout,^{160a} N. Taiblum,¹⁵⁴ H. Takai,²⁷ R. Takashima,⁷¹ H. Takeda,⁶⁹ T. Takeshita,¹⁴¹ Y. Takubo,⁶⁸ M. Talby,⁸⁷ A. A. Talyshev,^{110,c} J. Y. C. Tam,¹⁷⁴ K. G. Tan,⁹⁰ J. Tanaka,¹⁵⁶ R. Tanaka,¹¹⁸ S. Tanaka,⁶⁸ B. B. Tannenwald,¹¹² S. Tapia Araya,^{34b} S. Tapprogge,⁸⁵ S. Tarem,¹⁵³ G. F. Tartarelli,^{93a} P. Tas,¹³⁰ M. Tasevsky,¹²⁸ T. Tashiro,⁷⁰ E. Tassi,^{39a,39b} A. Tavares Delgado,^{127a,127b} Y. Tayalati,^{136d} A. C. Taylor,¹⁰⁶ G. N. Taylor,⁹⁰ P. T. E. Taylor,⁹⁰ W. Taylor,^{160b} F. A. Teischinger,³² P. Teixeira-Dias,⁷⁹ K. K. Temming,⁵⁰ D. Temple,¹⁴³ H. Ten Kate,³² P. K. Teng,¹⁵² J. J. Teoh,¹¹⁹ F. Tepel,¹⁷⁵ S. Terada,⁶⁸ K. Terashi,¹⁵⁶ J. Terron,⁸⁴ S. Terzo,¹⁰² M. Testa,⁴⁹ R. J. Teuscher,^{159,1} T. Theveneaux-Pelzer,⁸⁷ J. P. Thomas,¹⁹ J. Thomas-Wilsker,⁷⁹ E. N. Thompson,³⁷ P. D. Thompson,¹⁹ R. J. Thompson,⁸⁶ A. S. Thompson,⁵⁵ L. A. Thomsen,¹⁷⁶ E. Thomson,¹²³ M. Thomson,³⁰ M. J. Tibbetts,¹⁶ R. E. Ticse Torres,⁸⁷ V. O. Tikhomirov,^{97,mm} Yu. A. Tikhonov,^{110,c} S. Timoshenko,⁹⁹ P. Tipton,¹⁷⁶ S. Tisserant,⁸⁷ K. Todome,¹⁵⁸ T. Todorov,^{5,†} S. Todorova-Nova,¹³⁰ J. Tojo,⁷² S. Tokár,^{145a} K. Tokushuku,⁶⁸ E. Tolley,⁵⁹ L. Tomlinson,⁸⁶ M. Tomoto,¹⁰⁴ L. Tompkins,^{144,nn} K. Toms,¹⁰⁶ B. Tong,⁵⁹ E. Torrence,¹¹⁷ H. Torres,¹⁴³ E. Torró Pastor,¹³⁹ J. Toth,^{87,oo} F. Touchard,⁸⁷ D. R. Tovey,¹⁴⁰ T. Trefzger,¹⁷⁴ A. Tricoli,³² I. M. Trigger,^{160a} S. Trincaz-Duvoud,⁸² M. F. Tripiana,¹³ W. Trischuk,¹⁵⁹ B. Trocmé,⁵⁷ A. Trofymov,⁴⁴ C. Troncon,^{93a} M. Trotter-McDonald,¹⁶ M. Trovatelli,¹⁶⁹ L. Truong,^{164a,164b} M. Trzebinski,⁴¹ A. Trzupek,⁴¹ J. C.-L. Tseng,¹²¹ P. V. Tsiarehka,⁹⁴ G. Tsipolitis,¹⁰ N. Tsirintanis,⁹ S. Tsiskaridze,¹³ V. Tsiskaridze,⁵⁰ E. G. Tskhadadze,^{53a} K. M. Tsui,^{62a} I. I. Tsukerman,⁹⁸ V. Tsulaia,¹⁶ S. Tsuno,⁶⁸ D. Tsybychev,¹⁴⁹ A. Tudorache,^{28b} V. Tudorache,^{28b} A. N. Tuna,⁵⁹ S. A. Tuppiti,^{22a,22b} S. Turchikhin,^{100,kk} D. Turecek,¹²⁹ D. Turgeman,¹⁷² R. Turra,^{93a,93b} A. J. Turvey,⁴² P. M. Tuts,³⁷ M. Tyndel,¹³² G. Uccielli,^{22a,22b} I. Ueda,¹⁵⁶ R. Ueno,³¹ M. Ughetto,^{147a,147b} F. Ukegawa,¹⁶¹ G. Unal,³² A. Undrus,²⁷ G. Unel,¹⁶³ F. C. Ungaro,⁹⁰ Y. Unno,⁶⁸ C. Unverdorben,¹⁰¹ J. Urban,^{145b} P. Urquijo,⁹⁰ P. Urrejola,⁸⁵ G. Usai,⁸ A. Usanova,⁶⁴ L. Vacavant,⁸⁷ V. Vacek,¹²⁹ B. Vachon,⁸⁹ C. Valderanis,¹⁰¹ E. Valdes Santurio,^{147a,147b} N. Valencic,¹⁰⁸ S. Valentinetti,^{22a,22b} A. Valero,¹⁶⁷ L. Valery,¹³ S. Valkar,¹³⁰ S. Vallecorsa,⁵¹ J. A. Valls Ferrer,¹⁶⁷ W. Van Den Wollenberg,¹⁰⁸ P. C. Van Der Deijl,¹⁰⁸ R. van der Geer,¹⁰⁸ H. van der Graaf,¹⁰⁸ N. van Eldik,¹⁵³ P. van Gemmeren,⁶ J. Van Nieuwkoop,¹⁴³ I. van Vulpen,¹⁰⁸ M. C. van Woerden,³² M. Vanadia,^{133a,133b} W. Vandelli,³² R. Vanguri,¹²³ A. Vaniachine,⁶ P. Vankov,¹⁰⁸ G. Vardanyan,¹⁷⁷ R. Vari,^{133a} E. W. Varnes,⁷ T. Varol,⁴² D. Varouchas,⁸² A. Vartapetian,⁸ K. E. Varvell,¹⁵¹ J. G. Vasquez,¹⁷⁶

F. Vazeille,³⁶ T. Vazquez Schroeder,⁸⁹ J. Veatch,⁵⁶ L. M. Veloce,¹⁵⁹ F. Veloso,^{127a,127c} S. Veneziano,^{133a} A. Ventura,^{75a,75b} M. Venturi,¹⁶⁹ N. Venturi,¹⁵⁹ A. Venturini,²⁵ V. Vercesi,^{122a} M. Verducci,^{133a,133b} W. Verkerke,¹⁰⁸ J. C. Vermeulen,¹⁰⁸ A. Vest,^{46,pp} M. C. Vetterli,^{143,d} O. Viazlo,⁸³ I. Vichou,¹⁶⁶ T. Vickey,¹⁴⁰ O. E. Vickey Boeriu,¹⁴⁰ G. H. A. Viehhauser,¹²¹ S. Viel,¹⁶ L. Vigani,¹²¹ R. Vigne,⁶⁴ M. Villa,^{22a,22b} M. Villaplana Perez,^{93a,93b} E. Vilucchi,⁴⁹ M. G. Vincter,³¹ V. B. Vinogradov,⁶⁷ C. Vittori,^{22a,22b} I. Vivarelli,¹⁵⁰ S. Vlachos,¹⁰ M. Vlasak,¹²⁹ M. Vogel,¹⁷⁵ P. Vokac,¹²⁹ G. Volpi,^{125a,125b} M. Volpi,⁹⁰ H. von der Schmitt,¹⁰² E. von Toerne,²³ V. Vorobel,¹³⁰ K. Vorobev,⁹⁹ M. Vos,¹⁶⁷ R. Voss,³² J. H. Vossebeld,⁷⁶ N. Vranjes,¹⁴ M. Vranjes Milosavljevic,¹⁴ V. Vrba,¹²⁸ M. Vreeswijk,¹⁰⁸ R. Vuillermet,³² I. Vukotic,³³ Z. Vykydal,¹²⁹ P. Wagner,²³ W. Wagner,¹⁷⁵ H. Wahlberg,⁷³ S. Wahrmund,⁴⁶ J. Wakabayashi,¹⁰⁴ J. Walder,⁷⁴ R. Walker,¹⁰¹ W. Walkowiak,¹⁴² V. Wallangen,^{147a,147b} C. Wang,¹⁵² C. Wang,^{35d,87} F. Wang,¹⁷³ H. Wang,¹⁶ H. Wang,⁴² J. Wang,⁴⁴ J. Wang,¹⁵¹ K. Wang,⁸⁹ R. Wang,⁶ S. M. Wang,¹⁵² T. Wang,²³ T. Wang,³⁷ X. Wang,¹⁷⁶ C. Wanotayaroj,¹¹⁷ A. Warburton,⁸⁹ C. P. Ward,³⁰ D. R. Wardrope,⁸⁰ A. Washbrook,⁴⁸ P. M. Watkins,¹⁹ A. T. Watson,¹⁹ I. J. Watson,¹⁵¹ M. F. Watson,¹⁹ G. Watts,¹³⁹ S. Watts,⁸⁶ B. M. Waugh,⁸⁰ S. Webb,⁸⁵ M. S. Weber,¹⁸ S. W. Weber,¹⁷⁴ J. S. Webster,⁶ A. R. Weidberg,¹²¹ B. Weinert,⁶³ J. Weingarten,⁵⁶ C. Weiser,⁵⁰ H. Weits,¹⁰⁸ P. S. Wells,³² T. Wenaus,²⁷ T. Wengler,³² S. Wenig,³² N. Wermes,²³ M. Werner,⁵⁰ P. Werner,³² M. Wessels,^{60a} J. Wetter,¹⁶² K. Whalen,¹¹⁷ N. L. Whallon,¹³⁹ A. M. Wharton,⁷⁴ A. White,⁸ M. J. White,¹ R. White,^{34b} S. White,^{125a,125b} D. Whiteson,¹⁶³ F. J. Wickens,¹³² W. Wiedenmann,¹⁷³ M. Wielers,¹³² P. Wienemann,²³ C. Wiglesworth,³⁸ L. A. M. Wiik-Fuchs,²³ A. Wildauer,¹⁰² F. Wilk,⁸⁶ H. G. Wilkens,³² H. H. Williams,¹²³ S. Williams,¹⁰⁸ C. Willis,⁹² S. Willocq,⁸⁸ J. A. Wilson,¹⁹ I. Wingerter-Seez,⁵ F. Winklmeier,¹¹⁷ O. J. Winston,¹⁵⁰ B. T. Winter,²³ M. Wittgen,¹⁴⁴ J. Wittkowski,¹⁰¹ S. J. Wollstadt,⁸⁵ M. W. Wolter,⁴¹ H. Wolters,^{127a,127c} B. K. Wosiek,⁴¹ J. Wotschack,³² M. J. Woudstra,⁸⁶ K. W. Wozniak,⁴¹ M. Wu,⁵⁷ M. Wu,³³ S. L. Wu,¹⁷³ X. Wu,⁵¹ Y. Wu,⁹¹ T. R. Wyatt,⁸⁶ B. M. Wynne,⁴⁸ S. Xella,³⁸ D. Xu,^{35a} L. Xu,²⁷ B. Yabsley,¹⁵¹ S. Yacoob,^{146a} R. Yakabe,⁶⁹ D. Yamaguchi,¹⁵⁸ Y. Yamaguchi,¹¹⁹ A. Yamamoto,⁶⁸ S. Yamamoto,¹⁵⁶ T. Yamanaka,¹⁵⁶ K. Yamauchi,¹⁰⁴ Y. Yamazaki,⁶⁹ Z. Yan,²⁴ H. Yang,^{35e} H. Yang,¹⁷³ Y. Yang,¹⁵² Z. Yang,¹⁵ W-M. Yao,¹⁶ Y. C. Yap,⁸² Y. Yasu,⁶⁸ E. Yatsenko,⁵ K. H. Yau Wong,²³ J. Ye,⁴² S. Ye,²⁷ I. Yeletsikh,⁶⁷ A. L. Yen,⁵⁹ E. Yildirim,⁴⁴ K. Yorita,¹⁷¹ R. Yoshida,⁶ K. Yoshihara,¹²³ C. Young,¹⁴⁴ C. J. S. Young,³² S. Youssef,²⁴ D. R. Yu,¹⁶ J. Yu,⁸ J. M. Yu,⁹¹ J. Yu,⁶⁶ L. Yuan,⁶⁹ S. P. Y. Yuen,²³ I. Yusuff,^{30,qq} B. Zabinski,⁴¹ R. Zaidan,^{35d} A. M. Zaitsev,^{131,dd} N. Zakharchuk,⁴⁴ J. Zalieckas,¹⁵ A. Zaman,¹⁴⁹ S. Zambito,⁵⁹ L. Zanello,^{133a,133b} D. Zanzi,⁹⁰ C. Zeitnitz,¹⁷⁵ M. Zeman,¹²⁹ A. Zemla,^{40a} J. C. Zeng,¹⁶⁶ Q. Zeng,¹⁴⁴ K. Zengel,²⁵ O. Zenin,¹³¹ T. Ženiš,^{145a} D. Zerwas,¹¹⁸ D. Zhang,⁹¹ F. Zhang,¹⁷³ G. Zhang,^{35b,11} H. Zhang,^{35c} J. Zhang,⁶ L. Zhang,⁵⁰ R. Zhang,²³ R. Zhang,^{35b,rr} X. Zhang,^{35d} Z. Zhang,¹¹⁸ X. Zhao,⁴² Y. Zhao,^{35d} Z. Zhao,^{35b} A. Zhemchugov,⁶⁷ J. Zhong,¹²¹ B. Zhou,⁹¹ C. Zhou,⁴⁷ L. Zhou,³⁷ L. Zhou,⁴² M. Zhou,¹⁴⁹ N. Zhou,^{35f} C. G. Zhu,^{35d} H. Zhu,^{35a} J. Zhu,⁹¹ Y. Zhu,^{35b} X. Zhuang,^{35a} K. Zhukov,⁹⁷ A. Zibell,¹⁷⁴ D. Zieminska,⁶³ N. I. Zimine,⁶⁷ C. Zimmermann,⁸⁵ S. Zimmermann,⁵⁰ Z. Zinonos,⁵⁶ M. Zinser,⁸⁵ M. Ziolkowski,¹⁴² L. Živković,¹⁴ G. Zobernig,¹⁷³ A. Zoccoli,^{22a,22b} M. zur Nedden,¹⁷ G. Zurzolo,^{105a,105b} and L. Zwalinski³²

(ATLAS Collaboration)

¹Department of Physics, University of Adelaide, Adelaide, Australia²Physics Department, SUNY Albany, Albany, New York, USA³Department of Physics, University of Alberta, Edmonton AB, Canada^{4a}Department of Physics, Ankara University, Ankara, Turkey^{4b}Istanbul Aydin University, Istanbul, Turkey^{4c}Division of Physics, TOBB University of Economics and Technology, Ankara, Turkey⁵LAPP, CNRS/IN2P3 and Université Savoie Mont Blanc, Annecy-le-Vieux, France⁶High Energy Physics Division, Argonne National Laboratory, Argonne, Illinois, USA⁷Department of Physics, University of Arizona, Tucson, Arizona, USA⁸Department of Physics, The University of Texas at Arlington, Arlington, Texas, USA⁹Physics Department, University of Athens, Athens, Greece¹⁰Physics Department, National Technical University of Athens, Zografou, Greece¹¹Department of Physics, The University of Texas at Austin, Austin, Texas, USA¹²Institute of Physics, Azerbaijan Academy of Sciences, Baku, Azerbaijan¹³Institut de Física d'Altes Energies (IFAE), The Barcelona Institute of Science and Technology, Barcelona, Spain, Spain¹⁴Institute of Physics, University of Belgrade, Belgrade, Serbia¹⁵Department for Physics and Technology, University of Bergen, Bergen, Norway

- ¹⁶*Physics Division, Lawrence Berkeley National Laboratory and University of California, Berkeley, California, USA*
- ¹⁷*Department of Physics, Humboldt University, Berlin, Germany*
- ¹⁸*Albert Einstein Center for Fundamental Physics and Laboratory for High Energy Physics, University of Bern, Bern, Switzerland*
- ¹⁹*School of Physics and Astronomy, University of Birmingham, Birmingham, United Kingdom*
- ^{20a}*Department of Physics, Bogazici University, Istanbul, Turkey*
- ^{20b}*Department of Physics Engineering, Gaziantep University, Gaziantep, Turkey*
- ^{20d}*Istanbul Bilgi University, Faculty of Engineering and Natural Sciences, Istanbul, Turkey, Turkey*
- ^{20c}*Bahcesehir University, Faculty of Engineering and Natural Sciences, Istanbul, Turkey, Turkey*
- ²¹*Centro de Investigaciones, Universidad Antonio Narino, Bogota, Colombia*
- ^{22a}*INFN Sezione di Bologna, Italy*
- ^{22b}*Dipartimento di Fisica e Astronomia, Università di Bologna, Bologna, Italy*
- ²³*Physikalisches Institut, University of Bonn, Bonn, Germany*
- ²⁴*Department of Physics, Boston University, Boston, Massachusetts, USA*
- ²⁵*Department of Physics, Brandeis University, Waltham, Massachusetts, USA*
- ^{26a}*Universidade Federal do Rio De Janeiro COPPE/EE/IF, Rio de Janeiro, Brazil*
- ^{26b}*Electrical Circuits Department, Federal University of Juiz de Fora (UFJF), Juiz de Fora, Brazil*
- ^{26c}*Federal University of Sao Joao del Rei (UFSJ), Sao Joao del Rei, Brazil*
- ^{26d}*Instituto de Fisica, Universidade de Sao Paulo, Sao Paulo, Brazil*
- ²⁷*Physics Department, Brookhaven National Laboratory, Upton, New York, USA*
- ^{28a}*Transilvania University of Brasov, Brasov, Romania, Romania*
- ^{28b}*National Institute of Physics and Nuclear Engineering, Bucharest, Romania*
- ^{28c}*National Institute for Research and Development of Isotopic and Molecular Technologies, Physics Department, Cluj Napoca, Romania*
- ^{28d}*University Politehnica Bucharest, Bucharest, Romania*
- ^{28e}*West University in Timisoara, Timisoara, Romania*
- ²⁹*Departamento de Física, Universidad de Buenos Aires, Buenos Aires, Argentina*
- ³⁰*Cavendish Laboratory, University of Cambridge, Cambridge, United Kingdom*
- ³¹*Department of Physics, Carleton University, Ottawa ON, Canada*
- ³²*CERN, Geneva, Switzerland*
- ³³*Enrico Fermi Institute, University of Chicago, Chicago, Illinois, USA*
- ^{34a}*Departamento de Física, Pontificia Universidad Católica de Chile, Santiago, Chile*
- ^{34b}*Departamento de Física, Universidad Técnica Federico Santa María, Valparaíso, Chile*
- ^{35a}*Institute of High Energy Physics, Chinese Academy of Sciences, Beijing, China*
- ^{35b}*Department of Modern Physics, University of Science and Technology of China, Anhui, China*
- ^{35c}*Department of Physics, Nanjing University, Jiangsu, China*
- ^{35d}*School of Physics, Shandong University, Shandong, China*
- ^{35e}*Department of Physics and Astronomy, Shanghai Key Laboratory for Particle Physics and Cosmology, Shanghai Jiao Tong University, Shanghai; (also affiliated with PKU-CHEP), China*
- ^{35f}*Physics Department, Tsinghua University, Beijing 100084, China*
- ³⁶*Laboratoire de Physique Corpusculaire, Clermont Université and Université Blaise Pascal and CNRS/IN2P3, Clermont-Ferrand, France*
- ³⁷*Nevis Laboratory, Columbia University, Irvington, New York, USA*
- ³⁸*Niels Bohr Institute, University of Copenhagen, Kobenhavn, Denmark*
- ^{39a}*INFN Gruppo Collegato di Cosenza, Laboratori Nazionali di Frascati, Italy*
- ^{39b}*Dipartimento di Fisica, Università della Calabria, Rende, Italy*
- ^{40a}*AGH University of Science and Technology, Faculty of Physics and Applied Computer Science, Krakow, Poland*
- ^{40b}*Marian Smoluchowski Institute of Physics, Jagiellonian University, Krakow, Poland*
- ⁴¹*Institute of Nuclear Physics Polish Academy of Sciences, Krakow, Poland*
- ⁴²*Physics Department, Southern Methodist University, Dallas, Texas, USA*
- ⁴³*Physics Department, University of Texas at Dallas, Richardson, Texas, USA*
- ⁴⁴*DESY, Hamburg and Zeuthen, Germany*
- ⁴⁵*Institut für Experimentelle Physik IV, Technische Universität Dortmund, Dortmund, Germany*
- ⁴⁶*Institut für Kern- und Teilchenphysik, Technische Universität Dresden, Dresden, Germany*
- ⁴⁷*Department of Physics, Duke University, Durham, North Carolina, USA*
- ⁴⁸*SUPA—School of Physics and Astronomy, University of Edinburgh, Edinburgh, United Kingdom*
- ⁴⁹*INFN Laboratori Nazionali di Frascati, Frascati, Italy*
- ⁵⁰*Fakultät für Mathematik und Physik, Albert-Ludwigs-Universität, Freiburg, Germany*

- ⁵¹*Section de Physique, Université de Genève, Geneva, Switzerland*
- ^{52a}*INFN Sezione di Genova, Italy*
- ^{52b}*Dipartimento di Fisica, Università di Genova, Genova, Italy*
- ^{53a}*E. Andronikashvili Institute of Physics, Iv. Javakishvili Tbilisi State University, Tbilisi, Georgia*
- ^{53b}*High Energy Physics Institute, Tbilisi State University, Tbilisi, Georgia*
- ⁵⁴*II Physikalisches Institut, Justus-Liebig-Universität Giessen, Giessen, Germany*
- ⁵⁵*SUPA—School of Physics and Astronomy, University of Glasgow, Glasgow, United Kingdom*
- ⁵⁶*II Physikalisches Institut, Georg-August-Universität, Göttingen, Germany*
- ⁵⁷*Laboratoire de Physique Subatomique et de Cosmologie, Université Grenoble-Alpes, CNRS/IN2P3, Grenoble, France*
- ⁵⁸*Department of Physics, Hampton University, Hampton, Virginia, USA*
- ⁵⁹*Laboratory for Particle Physics and Cosmology, Harvard University, Cambridge, Massachusetts, USA*
- ^{60a}*Kirchhoff-Institut für Physik, Ruprecht-Karls-Universität Heidelberg, Heidelberg, Germany*
- ^{60b}*Physikalisches Institut, Ruprecht-Karls-Universität Heidelberg, Heidelberg, Germany*
- ^{60c}*ZITI Institut für technische Informatik, Ruprecht-Karls-Universität Heidelberg, Mannheim, Germany*
- ⁶¹*Faculty of Applied Information Science, Hiroshima Institute of Technology, Hiroshima, Japan*
- ^{62a}*Department of Physics, The Chinese University of Hong Kong, Shatin, N.T., Hong Kong, China*
- ^{62b}*Department of Physics, The University of Hong Kong, Hong Kong, China*
- ^{62c}*Department of Physics, The Hong Kong University of Science and Technology, Clear Water Bay, Kowloon, Hong Kong, China*
- ⁶³*Department of Physics, Indiana University, Bloomington, Indiana, USA*
- ⁶⁴*Institut für Astro- und Teilchenphysik, Leopold-Franzens-Universität, Innsbruck, Austria*
- ⁶⁵*University of Iowa, Iowa City, Iowa, USA*
- ⁶⁶*Department of Physics and Astronomy, Iowa State University, Ames, Iowa, USA*
- ⁶⁷*Joint Institute for Nuclear Research, JINR Dubna, Dubna, Russia*
- ⁶⁸*KEK, High Energy Accelerator Research Organization, Tsukuba, Japan*
- ⁶⁹*Graduate School of Science, Kobe University, Kobe, Japan*
- ⁷⁰*Faculty of Science, Kyoto University, Kyoto, Japan*
- ⁷¹*Kyoto University of Education, Kyoto, Japan*
- ⁷²*Department of Physics, Kyushu University, Fukuoka, Japan*
- ⁷³*Instituto de Física La Plata, Universidad Nacional de La Plata and CONICET, La Plata, Argentina*
- ⁷⁴*Physics Department, Lancaster University, Lancaster, United Kingdom*
- ^{75a}*INFN Sezione di Lecce, Italy*
- ^{75b}*Dipartimento di Matematica e Fisica, Università del Salento, Lecce, Italy*
- ⁷⁶*Oliver Lodge Laboratory, University of Liverpool, Liverpool, United Kingdom*
- ⁷⁷*Department of Physics, Jožef Stefan Institute and University of Ljubljana, Ljubljana, Slovenia*
- ⁷⁸*School of Physics and Astronomy, Queen Mary University of London, London, United Kingdom*
- ⁷⁹*Department of Physics, Royal Holloway University of London, Surrey, United Kingdom*
- ⁸⁰*Department of Physics and Astronomy, University College London, London, United Kingdom*
- ⁸¹*Louisiana Tech University, Ruston, Louisiana, USA*
- ⁸²*Laboratoire de Physique Nucléaire et de Hautes Energies, UPMC and Université Paris-Diderot and CNRS/IN2P3, Paris, France*
- ⁸³*Fysiska institutionen, Lunds universitet, Lund, Sweden*
- ⁸⁴*Departamento de Física Teórica C-15, Universidad Autónoma de Madrid, Madrid, Spain*
- ⁸⁵*Institut für Physik, Universität Mainz, Mainz, Germany*
- ⁸⁶*School of Physics and Astronomy, University of Manchester, Manchester, United Kingdom*
- ⁸⁷*CPPM, Aix-Marseille Université and CNRS/IN2P3, Marseille, France*
- ⁸⁸*Department of Physics, University of Massachusetts, Amherst, Massachusetts, USA*
- ⁸⁹*Department of Physics, McGill University, Montreal QC, Canada*
- ⁹⁰*School of Physics, University of Melbourne, Victoria, Australia*
- ⁹¹*Department of Physics, The University of Michigan, Ann Arbor, Michigan, USA*
- ⁹²*Department of Physics and Astronomy, Michigan State University, East Lansing, Michigan, USA*
- ^{93a}*INFN Sezione di Milano, Italy*
- ^{93b}*Dipartimento di Fisica, Università di Milano, Milano, Italy*
- ⁹⁴*B.I. Stepanov Institute of Physics, National Academy of Sciences of Belarus, Minsk, Republic of Belarus*
- ⁹⁵*National Scientific and Educational Centre for Particle and High Energy Physics, Minsk, Republic of Belarus*
- ⁹⁶*Group of Particle Physics, University of Montreal, Montreal QC, Canada*
- ⁹⁷*P.N. Lebedev Physical Institute of the Russian Academy of Sciences, Moscow, Russia*
- ⁹⁸*Institute for Theoretical and Experimental Physics (ITEP), Moscow, Russia*

- ⁹⁹National Research Nuclear University MEPhI, Moscow, Russia
- ¹⁰⁰D.V. Skobeltsyn Institute of Nuclear Physics, M.V. Lomonosov Moscow State University, Moscow, Russia
- ¹⁰¹Fakultät für Physik, Ludwig-Maximilians-Universität München, München, Germany
- ¹⁰²Max-Planck-Institut für Physik (Werner-Heisenberg-Institut), München, Germany
- ¹⁰³Nagasaki Institute of Applied Science, Nagasaki, Japan
- ¹⁰⁴Graduate School of Science and Kobayashi-Maskawa Institute, Nagoya University, Nagoya, Japan
- ^{105a}INFN Sezione di Napoli, Italy
- ^{105b}Dipartimento di Fisica, Università di Napoli, Napoli, Italy
- ¹⁰⁶Department of Physics and Astronomy, University of New Mexico, Albuquerque, New Mexico, USA
- ¹⁰⁷Institute for Mathematics, Astrophysics and Particle Physics, Radboud University Nijmegen/Nikhef, Nijmegen, Netherlands
- ¹⁰⁸Nikhef National Institute for Subatomic Physics and University of Amsterdam, Amsterdam, Netherlands
- ¹⁰⁹Department of Physics, Northern Illinois University, DeKalb, Illinois, USA
- ¹¹⁰Budker Institute of Nuclear Physics, SB RAS, Novosibirsk, Russia
- ¹¹¹Department of Physics, New York University, New York, New York, USA
- ¹¹²Ohio State University, Columbus, Ohio, USA
- ¹¹³Faculty of Science, Okayama University, Okayama, Japan
- ¹¹⁴Homer L. Dodge Department of Physics and Astronomy, University of Oklahoma, Norman, Oklahoma, USA
- ¹¹⁵Department of Physics, Oklahoma State University, Stillwater, Oklahoma, USA
- ¹¹⁶Palacký University, RCPTM, Olomouc, Czech Republic
- ¹¹⁷Center for High Energy Physics, University of Oregon, Eugene, Oregon, USA
- ¹¹⁸LAL, Univ. Paris-Sud, CNRS/IN2P3, Université Paris-Saclay, Orsay, France
- ¹¹⁹Graduate School of Science, Osaka University, Osaka, Japan
- ¹²⁰Department of Physics, University of Oslo, Oslo, Norway
- ¹²¹Department of Physics, Oxford University, Oxford, United Kingdom
- ^{122a}INFN Sezione di Pavia, Italy
- ^{122b}Dipartimento di Fisica, Università di Pavia, Pavia, Italy
- ¹²³Department of Physics, University of Pennsylvania, Philadelphia, Pennsylvania, USA
- ¹²⁴National Research Centre “Kurchatov Institute” B.P. Konstantinov Petersburg Nuclear Physics Institute, St. Petersburg, Russia
- ^{125a}INFN Sezione di Pisa, Italy
- ^{125b}Dipartimento di Fisica E. Fermi, Università di Pisa, Pisa, Italy
- ¹²⁶Department of Physics and Astronomy, University of Pittsburgh, Pittsburgh, Pennsylvania, USA
- ^{127a}Laboratório de Instrumentação e Física Experimental de Partículas—LIP, Lisboa, Portugal
- ^{127b}Faculdade de Ciências, Universidade de Lisboa, Lisboa, Portugal
- ^{127c}Department of Physics, University of Coimbra, Coimbra, Portugal
- ^{127d}Centro de Física Nuclear da Universidade de Lisboa, Lisboa, Portugal
- ^{127e}Departamento de Física, Universidade do Minho, Braga, Portugal
- ^{127f}Departamento de Física Teórica y del Cosmos and CAFPE, Universidad de Granada, Granada (Spain), Portugal
- ^{127g}Dep Física and CEFITEC of Faculdade de Ciências e Tecnologia, Universidade Nova de Lisboa, Caparica, Portugal
- ¹²⁸Institute of Physics, Academy of Sciences of the Czech Republic, Praha, Czech Republic
- ¹²⁹Czech Technical University in Prague, Praha, Czech Republic
- ¹³⁰Faculty of Mathematics and Physics, Charles University in Prague, Praha, Czech Republic
- ¹³¹State Research Center Institute for High Energy Physics (Protvino), NRC KI, Russia
- ¹³²Particle Physics Department, Rutherford Appleton Laboratory, Didcot, United Kingdom
- ^{133a}INFN Sezione di Roma, Italy
- ^{133b}Dipartimento di Fisica, Sapienza Università di Roma, Roma, Italy
- ^{134a}INFN Sezione di Roma Tor Vergata, Italy
- ^{134b}Dipartimento di Fisica, Università di Roma Tor Vergata, Roma, Italy
- ^{135a}INFN Sezione di Roma Tre, Italy
- ^{135b}Dipartimento di Matematica e Fisica, Università Roma Tre, Roma, Italy
- ^{136a}Faculté des Sciences Ain Chock, Réseau Universitaire de Physique des Hautes Energies—Université Hassan II, Casablanca, Morocco
- ^{136b}Centre National de l’Energie des Sciences Techniques Nucleaires, Rabat, Morocco
- ^{136c}Faculté des Sciences Semlalia, Université Cadi Ayyad, LPHEA-Marrakech, Morocco
- ^{136d}Faculté des Sciences, Université Mohamed Premier and LPTPM, Oujda, Morocco

- ^{136e}*Faculté des sciences, Université Mohammed V, Rabat, Morocco*
- ¹³⁷*DSM/IRFU (Institut de Recherches sur les Lois Fondamentales de l'Univers), CEA Saclay (Commissariat à l'Energie Atomique et aux Energies Alternatives), Gif-sur-Yvette, France*
- ¹³⁸*Santa Cruz Institute for Particle Physics, University of California Santa Cruz, Santa Cruz, California, USA*
- ¹³⁹*Department of Physics, University of Washington, Seattle, Washington, USA*
- ¹⁴⁰*Department of Physics and Astronomy, University of Sheffield, Sheffield, United Kingdom*
- ¹⁴¹*Department of Physics, Shinshu University, Nagano, Japan*
- ¹⁴²*Fachbereich Physik, Universität Siegen, Siegen, Germany*
- ¹⁴³*Department of Physics, Simon Fraser University, Burnaby BC, Canada*
- ¹⁴⁴*SLAC National Accelerator Laboratory, Stanford, California, USA*
- ^{145a}*Faculty of Mathematics, Physics & Informatics, Comenius University, Bratislava, Slovak Republic*
- ^{145b}*Department of Subnuclear Physics, Institute of Experimental Physics of the Slovak Academy of Sciences, Kosice, Slovak Republic*
- ^{146a}*Department of Physics, University of Cape Town, Cape Town, South Africa*
- ^{146b}*Department of Physics, University of Johannesburg, Johannesburg, South Africa*
- ^{146c}*School of Physics, University of the Witwatersrand, Johannesburg, South Africa*
- ^{147a}*Department of Physics, Stockholm University, Sweden*
- ^{147b}*The Oskar Klein Centre, Stockholm, Sweden*
- ¹⁴⁸*Physics Department, Royal Institute of Technology, Stockholm, Sweden*
- ¹⁴⁹*Departments of Physics & Astronomy and Chemistry, Stony Brook University, Stony Brook, New York, USA*
- ¹⁵⁰*Department of Physics and Astronomy, University of Sussex, Brighton, United Kingdom*
- ¹⁵¹*School of Physics, University of Sydney, Sydney, Australia*
- ¹⁵²*Institute of Physics, Academia Sinica, Taipei, Taiwan*
- ¹⁵³*Department of Physics, Technion: Israel Institute of Technology, Haifa, Israel*
- ¹⁵⁴*Raymond and Beverly Sackler School of Physics and Astronomy, Tel Aviv University, Tel Aviv, Israel*
- ¹⁵⁵*Department of Physics, Aristotle University of Thessaloniki, Thessaloniki, Greece*
- ¹⁵⁶*International Center for Elementary Particle Physics and Department of Physics, The University of Tokyo, Tokyo, Japan*
- ¹⁵⁷*Graduate School of Science and Technology, Tokyo Metropolitan University, Tokyo, Japan*
- ¹⁵⁸*Department of Physics, Tokyo Institute of Technology, Tokyo, Japan*
- ¹⁵⁹*Department of Physics, University of Toronto, Toronto ON, Canada*
- ^{160a}*TRIUMF, Vancouver BC, Canada*
- ^{160b}*Department of Physics and Astronomy, York University, Toronto ON, Canada*
- ¹⁶¹*Faculty of Pure and Applied Sciences, and Center for Integrated Research in Fundamental Science and Engineering, University of Tsukuba, Tsukuba, Japan*
- ¹⁶²*Department of Physics and Astronomy, Tufts University, Medford, Massachusetts, USA*
- ¹⁶³*Department of Physics and Astronomy, University of California Irvine, Irvine, Massachusetts, USA*
- ^{164a}*INFN Gruppo Collegato di Udine, Sezione di Trieste, Udine, Italy*
- ^{164b}*ICTP, Trieste, Italy*
- ^{164c}*Dipartimento di Chimica, Fisica e Ambiente, Università di Udine, Udine, Italy*
- ¹⁶⁵*Department of Physics and Astronomy, University of Uppsala, Uppsala, Sweden*
- ¹⁶⁶*Department of Physics, University of Illinois, Urbana, Illinois, USA*
- ¹⁶⁷*Instituto de Física Corpuscular (IFIC) and Departamento de Física Atomica, Molecular y Nuclear and Departamento de Ingeniería Electrónica and Instituto de Microelectrónica de Barcelona (IMB-CNM), University of Valencia and CSIC, Valencia, Spain*
- ¹⁶⁸*Department of Physics, University of British Columbia, Vancouver BC, Canada*
- ¹⁶⁹*Department of Physics and Astronomy, University of Victoria, Victoria BC, Canada*
- ¹⁷⁰*Department of Physics, University of Warwick, Coventry, United Kingdom*
- ¹⁷¹*Waseda University, Tokyo, Japan*
- ¹⁷²*Department of Particle Physics, The Weizmann Institute of Science, Rehovot, Israel*
- ¹⁷³*Department of Physics, University of Wisconsin, Madison, Wisconsin, USA*
- ¹⁷⁴*Fakultät für Physik und Astronomie, Julius-Maximilians-Universität, Würzburg, Germany*
- ¹⁷⁵*Fakultät für Mathematik und Naturwissenschaften, Fachgruppe Physik, Bergische Universität Wuppertal, Wuppertal, Germany*
- ¹⁷⁶*Department of Physics, Yale University, New Haven, Connecticut, USA*
- ¹⁷⁷*Yerevan Physics Institute, Yerevan, Armenia*
- ¹⁷⁸*Centre de Calcul de l'Institut National de Physique Nucléaire et de Physique des Particules (IN2P3), Villeurbanne, France*

[†]Deceased.

^aAlso at Department of Physics, King's College London, London, United Kingdom.

^bAlso at Institute of Physics, Azerbaijan Academy of Sciences, Baku, Azerbaijan.

^cAlso at Novosibirsk State University, Novosibirsk, Russia.

^dAlso at TRIUMF, Vancouver BC, Canada.

^eAlso at Department of Physics & Astronomy, University of Louisville, Louisville, KY, USA.

^fAlso at Department of Physics, California State University, Fresno CA, USA.

^gAlso at Department of Physics, University of Fribourg, Fribourg, Switzerland.

^hAlso at Departament de Física de la Universitat Autònoma de Barcelona, Barcelona, Spain.

ⁱAlso at Departamento de Física e Astronomia, Faculdade de Ciências, Universidade do Porto, Portugal.

^jAlso at Tomsk State University, Tomsk, Russia.

^kAlso at Università di Napoli Parthenope, Napoli, Italy.

^lAlso at Institute of Particle Physics (IPP), Canada.

^mAlso at Department of Physics, St. Petersburg State Polytechnical University, St. Petersburg, Russia.

ⁿAlso at Department of Physics, The University of Michigan, Ann Arbor MI, USA.

^oAlso at Centre for High Performance Computing, CSIR Campus, Rosebank, Cape Town, South Africa.

^pAlso at Louisiana Tech University, Ruston LA, USA.

^qAlso at Institutio Catalana de Recerca i Estudis Avancats, ICREA, Barcelona, Spain.

^rAlso at Graduate School of Science, Osaka University, Osaka, Japan.

^sAlso at Department of Physics, National Tsing Hua University, Taiwan.

^tAlso at Institute for Mathematics, Astrophysics and Particle Physics, Radboud University Nijmegen/Nikhef, Nijmegen, Netherlands.

^uAlso at Department of Physics, The University of Texas at Austin, Austin TX, USA.

^vAlso at Institute of Theoretical Physics, Ilia State University, Tbilisi, Georgia.

^wAlso at CERN, Geneva, Switzerland.

^xAlso at Georgian Technical University (GTU), Tbilisi, Georgia.

^yAlso at Ochadai Academic Production, Ochanomizu University, Tokyo, Japan.

^zAlso at Manhattan College, New York New York, USA.

^{aa}Also at Hellenic Open University, Patras, Greece.

^{bb}Also at Academia Sinica Grid Computing, Institute of Physics, Academia Sinica, Taipei, Taiwan.

^{cc}Also at School of Physics, Shandong University, Shandong, China.

^{dd}Also at Moscow Institute of Physics and Technology State University, Dolgoprudny, Russia.

^{ee}Also at Section de Physique, Université de Genève, Geneva, Switzerland.

^{ff}Also at Eotvos Lorand University, Budapest, Hungary.

^{gg}Also at International School for Advanced Studies (SISSA), Trieste, Italy.

^{hh}Also at Department of Physics and Astronomy, University of South Carolina, Columbia SC, USA.

ⁱⁱAlso at School of Physics and Engineering, Sun Yat-sen University, Guangzhou, China.

^{jj}Also at Institute for Nuclear Research and Nuclear Energy (INRNE) of the Bulgarian Academy of Sciences, Sofia, Bulgaria.

^{kk}Also at Faculty of Physics, M.V.Lomonosov Moscow State University, Moscow, Russia.

^{ll}Also at Institute of Physics, Academia Sinica, Taipei, Taiwan.

^{mmm}Also at National Research Nuclear University MEPhI, Moscow, Russia.

ⁿⁿAlso at Department of Physics, Stanford University, Stanford CA, USA.

^{oo}Also at Institute for Particle and Nuclear Physics, Wigner Research Centre for Physics, Budapest, Hungary.

^{pp}Also at Flensburg University of Applied Sciences, Flensburg, Germany.

^{qq}Also at University of Malaya, Department of Physics, Kuala Lumpur, Malaysia.

^{rr}Also at CPPM, Aix-Marseille Université and CNRS/IN2P3, Marseille, France.