

# PUBLISHED VERSION

G. Aad ... P. Jackson ... L. Lee ... A. Petridis ... N. Soni ... M.J. White ... et al. (ATLAS Collaboration)  
**Measurement of the  $W$  production cross sections in association with jets with the ATLAS detector**  
European Physical Journal C: Particles and Fields, 2014; 75(2):82-1-82-46

© CERN for the benefit of the ATLAS collaboration 2015. This article is published with open access at Springerlink.com. This article is distributed under the terms of the Creative Commons Attribution License which permits any use, distribution, and reproduction in any medium, provided the original author(s) and the source are credited.

Originally published at:

<http://doi.org/10.1140/epjc/s10052-015-3262-7>

## PERMISSIONS

<http://creativecommons.org/licenses/by/4.0/>



Attribution 4.0 International (CC BY 4.0)

This is a human-readable summary of (and not a substitute for) the [license](#).

[Disclaimer](#)



### You are free to:

**Share** — copy and redistribute the material in any medium or format

**Adapt** — remix, transform, and build upon the material

for any purpose, even commercially.

The licensor cannot revoke these freedoms as long as you follow the license terms.

### Under the following terms:



**Attribution** — You must give **appropriate credit**, provide a link to the license, and **indicate if changes were made**. You may do so in any reasonable manner, but not in any way that suggests the licensor endorses you or your use.

**No additional restrictions** — You may not apply legal terms or **technological measures** that legally restrict others from doing anything the license permits.

17 November 2016

<http://hdl.handle.net/2440/102233>

# Measurements of the $W$ production cross sections in association with jets with the ATLAS detector

ATLAS Collaboration\*

CERN, 1211 Geneva 23, Switzerland

Received: 1 October 2014 / Accepted: 9 January 2015 / Published online: 19 February 2015

© CERN for the benefit of the ATLAS collaboration 2015. This article is published with open access at Springerlink.com

**Abstract** This paper presents cross sections for the production of a  $W$  boson in association with jets, measured in proton–proton collisions at  $\sqrt{s} = 7$  TeV with the ATLAS experiment at the large hadron collider. With an integrated luminosity of  $4.6 \text{ fb}^{-1}$ , this data set allows for an exploration of a large kinematic range, including jet production up to a transverse momentum of 1 TeV and multiplicities up to seven associated jets. The production cross sections for  $W$  bosons are measured in both the electron and muon decay channels. Differential cross sections for many observables are also presented including measurements of the jet observables such as the rapidities and the transverse momenta as well as measurements of event observables such as the scalar sums of the transverse momenta of the jets. The measurements are compared to numerous QCD predictions including next-to-leading-order perturbative calculations, resummation calculations and Monte Carlo generators.

## 1 Introduction

With the large data sample accumulated in 2011 at the large hadron collider (LHC), detailed investigations of perturbative quantum chromodynamics (pQCD) and electroweak (EWK) effects are now possible over five orders of magnitude in the  $W +$  jets production cross section as a function of jet multiplicity and six orders of magnitude as a function of the jet transverse momenta. For the production of a massive gauge boson accompanied by jets, jet transverse momenta up to 1 TeV are now, for the first time, accessible; this is a kinematic region where higher-order EWK effects can become as important as those from higher-order pQCD corrections. During the last few years, advances in the theoretical frameworks for the calculation of final states containing a vector boson and jets allow cross sections to be determined at next-to-leading order (NLO) in pQCD for vector bosons with up to five jets in the final state [1]. However, although calculations of EWK effects exist [2], they are not yet incorporated into the theoretical predictions of  $W +$  jets production.

\* e-mail: atlas.publications@cern.ch

Measurements of  $W +$  jets production in proton–anti-proton collisions with a centre-of-mass energy of  $\sqrt{s} = 1.96$  TeV have been reported by the CDF and D0 collaborations [3,4] and for  $\sqrt{s} = 7$  TeV proton–proton collisions using an integrated luminosity of  $35 \text{ pb}^{-1}$  by the ATLAS collaboration [5] and  $5.0 \text{ fb}^{-1}$  by the CMS collaboration [6]. This paper presents updated and extended measurements of  $W +$  jets production in proton–proton collisions at  $\sqrt{s} = 7$  TeV by the ATLAS collaboration using an integrated luminosity of  $4.6 \text{ fb}^{-1}$  collected in 2011 and includes detailed comparisons to a number of new theoretical predictions. The results in this paper are based on both the  $W \rightarrow e\nu$  and  $W \rightarrow \mu\nu$  decay channels.

The paper is organised as follows. The ATLAS detector is described in Sect. 2. Section 3 provides details of the simulations used in the measurement. A description of the data set, the electron and muon selection, the selection of  $W +$  jets events and the background estimation is given in Sect. 4. The procedure used to correct the measurements for detector effects and the combination of the electron and muon results are described in Sect. 5. The treatment of the systematic uncertainties is detailed in Sect. 6. Section 7 provides a description of the NLO pQCD predictions and corrections applied to them. Section 8 discusses the results. Finally Sect. 9 provides conclusions.

## 2 ATLAS detector

The ATLAS detector [7] is a multi-purpose detector with a symmetric cylindrical geometry and nearly  $4\pi$  coverage in solid angle.<sup>1</sup> The collision point is surrounded by inner

<sup>1</sup> ATLAS uses a right-handed coordinate system with its origin at the nominal interaction point (IP) in the centre of the detector and the  $z$ -axis along the beam pipe. The  $x$ -axis points from the IP to the centre of the LHC ring, and the  $y$ -axis points upward. Cylindrical coordinates  $(r, \phi)$  are used in the transverse plane,  $\phi$  being the azimuthal angle around the beam pipe. The pseudorapidity is defined in terms of the  $\hat{N}$  polar angle  $\theta$  as  $\eta = -\ln \tan(\theta/2)$ .

tracking devices, which in increasing radii are followed by a superconducting solenoid providing a 2 T magnetic field, a calorimeter system, and a muon spectrometer. In order of increasing radii, the inner tracker consists of silicon pixel and microstrip detectors and a transition radiation tracker, and provides precision tracking for charged particles in the pseudorapidity range  $|\eta| < 2.5$ . The calorimeter system has liquid argon (LAr) or scintillator tiles as the active media. In the pseudorapidity region  $|\eta| < 3.2$ , high-granularity LAr electromagnetic (EM) sampling calorimeters are used. A scintillator tile calorimeter provides hadronic coverage for  $|\eta| < 1.7$ . The endcap and forward regions, spanning  $1.5 < |\eta| < 4.9$ , are instrumented with LAr calorimeters for both the EM and hadronic measurements. The muon spectrometer consists of three large superconducting toroids each consisting of eight coils and a system of trigger chambers and precision tracking chambers which provide triggering and tracking capabilities in the ranges  $|\eta| < 2.4$  and  $|\eta| < 2.7$ , respectively. A three-level trigger system is used to select interesting events [8]. The Level-1 trigger reduces the event rate to less than 75 kHz using hardware-based trigger algorithms acting on a subset of detector information. Two software-based trigger levels further reduce the event rate to about 400 Hz using the complete detector information.

### 3 Simulated event samples

Simulated event samples are used for some of the background estimates, for the correction of the signal yield for detector effects and for comparisons of the results to theoretical expectations.

Samples of  $W \rightarrow \ell\nu$  and  $Z \rightarrow \ell\ell$  ( $\ell = e, \mu, \tau$ ) events with associated jets are generated with both ALPGEN v2.13 [9] and SHERPA v1.4.1 [10,11]. For the ALPGEN samples, the matrix element implemented in this generator produces events with up to five additional partons in the final state and is interfaced to HERWIG v6.520 [12,13] for parton showering and fragmentation, with JIMMY v4.31 [14] for underlying event contributions and with PHOTOS [15] to calculate final-state radiation from quantum electrodynamics (QED). ALPGEN uses the MLM matching scheme [9] to remove any double counting between the matrix element and parton shower calculations. The CTEQ6L1 [16] parton distribution functions (PDFs) are used with the AUET2-CTEQ6L1 set of generator parameters (tune) [17]. ALPGEN samples including heavy-flavour production, such as  $W + b\bar{b}$ ,  $W + c\bar{c}$  and  $W + c$  production, are used in the estimate of the  $t\bar{t}$  background. Samples of  $W \rightarrow \ell\nu$  are also produced with ALPGEN v2.14 interfaced to PYTHIA v6.425 [18] using the PERUGIA2011C [19] tune and are used to estimate the uncertainties due to non-perturbative effects, as described

in Sect. 7.1. Samples of  $W \rightarrow \ell\nu$  are also produced using SHERPA, which uses the CKKW [20] matching scheme, CT10 PDFs [21] and an internal model for QED radiation based on the YFS method [22]. These samples are generated with up to four additional partons.

Top quark pair production is simulated with ALPGEN interfaced to HERWIG, using the same configuration as for the  $W$  samples. Additional  $t\bar{t}$  samples are generated with the POWHEG-Box v1.0 generator [23], interfaced to PYTHIA using the PERUGIA2011C tune and configured to use CT10 PDFs. Single top quark production, including  $Wt$  production, is modelled with AcerMC 3.8 [24] with MRST LO\* PDFs [25], interfaced to PYTHIA. The diboson production processes  $WW$ ,  $WZ$ , and  $ZZ$  are generated with HERWIG v6.510, interfaced to JIMMY v4.3 and using MRST LO\* PDFs and the AUET2-LO\* tune [17].

The generated samples are passed through a simulation of the ATLAS detector based on GEANT4 [26,27] and through a trigger simulation. The simulated samples are overlaid with additional proton–proton interactions (“pile-up”) generated with PYTHIA using the AMBT1 tune [28] and the distribution of the average number of interactions per bunch crossing is reweighted to agree with the corresponding data distribution. The simulated events are reconstructed and analysed with the same analysis chain as for the data. Scale factors are applied to the simulated samples to correct for the small differences from data in the trigger, reconstruction and identification efficiencies for electrons and muons.

All samples are normalised to the respective inclusive cross sections calculated at higher orders in pQCD. The  $W$  and  $Z$  samples are normalised to the next-to-next-to-leading-order (NNLO) pQCD inclusive predictions calculated with the FEWZ [29] program and MSTW2008 NNLO PDFs [30]. The  $t\bar{t}$  cross section is calculated at NNLO+NNLL as in Refs. [31–36] and the diboson cross sections are calculated at NLO using MCFM [37] with MSTW2008 PDFs.

### 4 Data selection and event analysis

The data used in this analysis were collected during the 2011 LHC proton–proton collision run at a centre-of-mass energy of  $\sqrt{s} = 7$  TeV. After application of beam and data-quality requirements, the total integrated luminosity is  $4.6 \text{ fb}^{-1}$  with an uncertainty of 1.8% [38].

Events are selected for analysis by requiring either a single-electron or single-muon trigger. The single-electron trigger required an electron with a transverse momentum ( $p_T$ ) greater than 20 GeV for the first  $1.5 \text{ fb}^{-1}$  of data and a transverse momentum greater than 22 GeV for the remaining  $3.1 \text{ fb}^{-1}$  of data. The single-muon trigger required a muon with a transverse momentum greater than 18 GeV. For both

the electron and muon triggers, the thresholds are low enough to ensure that leptons with  $p_T > 25$  GeV lie on the trigger efficiency plateau.

In both decay channels, events are required to have at least one reconstructed vertex with at least three associated tracks, where the tracks must have a  $p_T$  greater than 400 MeV. The vertex with the largest  $\Sigma p_T^2$  of associated tracks is taken as the primary vertex.

#### 4.1 Electron reconstruction and identification

Electrons are reconstructed from energy clusters in the calorimeter and matched to an inner detector track. They are required to satisfy a set of identification criteria. This so-called “tight” selection is similar to the one defined in Ref. [39]. The “tight” selection includes requirements on the transverse impact parameter with respect to the primary vertex and on the number of hits in the innermost pixel layer in order to reject photon conversions. The electron must have  $p_T > 25$  GeV and  $|\eta| < 2.47$  and electrons in the transition region between the barrel and endcap calorimeter ( $1.37 < |\eta| < 1.52$ ) are rejected. Events are rejected if there is a second electron passing the same selection as above. In order to suppress background from events where a jet is misidentified as an electron, the electron is required to be isolated. A  $p_T$ - and  $\eta$ -dependent requirement on a combination of calorimeter and track isolation variables is applied to the electron, in order to yield a constant efficiency across different momentum ranges and detector regions. The track-based isolation uses a cone size of  $\Delta R \equiv \sqrt{(\Delta\phi)^2 + (\Delta\eta)^2} = 0.4$  and the calorimeter-based isolation uses a cone size of  $\Delta R = 0.2$ . The actual requirements on the maximum energy or momentum allowed in the isolation cone range between 2.5 and 4.5 GeV for the calorimeter-based isolation and between 2.0 and 3.0 GeV for the track-based isolation.

#### 4.2 Muon reconstruction and identification

Muons are required to be reconstructed by both the inner detector and muon spectrometer systems [40] and to have  $p_T > 25$  GeV and  $|\eta| < 2.4$ . Events are rejected if there is a second muon passing the same kinematic selections as above. As in the electron channel, an isolation criterion is applied to reduce the background of semileptonic heavy-flavour decays. The track-based isolation fraction, which is defined as the summed scalar  $p_T$  of all tracks within a cone size of  $\Delta R = 0.2$  around the muon, divided by the  $p_T$  of the muon itself,  $\Sigma p_T^{\text{tracks}}/p_T^{\text{muon}}$ , must be less than 10%. To further reject events from semileptonic heavy-flavour decays, the transverse impact parameter significance of the muon with respect to the primary vertex is required to satisfy  $|d_0/\sigma(d_0)| < 3.0$  where  $d_0$  is the muon impact

parameter and  $\sigma(d_0)$  is the estimated per-track uncertainty on  $d_0$ .

#### 4.3 Jet selection

Jets are reconstructed using the anti- $k_t$  algorithm [41] with a radius parameter  $R = 0.4$  using topological clusters [42] of energy depositions in the calorimeters as input. Jets arising from detector noise or non-collision events are rejected. To take into account the differences in calorimeter response to electrons and hadrons and to correct for inactive material and out-of-cone effects,  $p_T$ - and  $\eta$ -dependent factors, derived from a combination of simulated events and in situ methods [42], are applied to each jet to provide an average energy scale correction. The jet energies are also corrected to account for energy arising from pile-up.

Jets are required to have  $p_T > 30$  GeV and a rapidity of  $|y| < 4.4$ . Rapidity is defined as  $\frac{1}{2} \ln[(E + p_z)/(E - p_z)]$ , where  $E$  denotes the energy and  $p_z$  is the component of the momentum along the beam direction. All jets within  $\Delta R = 0.5$  of an electron or muon that passed the lepton identification requirements are removed. In order to reject jets from additional proton-proton interactions, the summed scalar  $p_T$  of tracks which are associated with the jet and associated with the primary vertex is required to be greater than 75% of the summed  $p_T$  of all tracks associated with the jet. This criterion is applied to jets within the acceptance of the tracking detectors,  $|\eta| < 2.4$ . The residual impact of pile-up on the distribution of the jet observables was studied by comparing data and simulation for different data periods. The simulation was found to reproduce well the pile-up conditions.

#### 4.4 $W$ selection

For both the  $W \rightarrow e\nu$  and  $W \rightarrow \mu\nu$  selections, events are required to have a significant missing transverse momentum ( $E_T^{\text{miss}}$ ) and large transverse mass ( $m_T$ ). The latter is defined by the lepton and neutrino  $p_T$  and direction as  $m_T = \sqrt{2p_T^\ell p_T^\nu (1 - \cos(\phi^\ell - \phi^\nu))}$ , where the  $(x, y)$  components of the neutrino momentum are those of the missing transverse momentum. The  $E_T^{\text{miss}}$  is calculated as the negative vector sum of the transverse momenta of calibrated leptons, photons and jets and additional low-energy deposits in the calorimeter [43]. Events are required to have  $E_T^{\text{miss}} > 25$  GeV and  $m_T > 40$  GeV.

#### 4.5 Background

In both the electron and muon channels, the background processes include  $W \rightarrow \tau\nu$  where the  $\tau$  decays to an electron or muon,  $Z \rightarrow ee$  or  $Z \rightarrow \mu\mu$  where one lepton is not

identified,  $Z \rightarrow \tau\tau$ , leptonic  $t\bar{t}$  decays ( $t\bar{t} \rightarrow b\bar{b}q'q'\ell\nu$  and  $t\bar{t} \rightarrow b\bar{b}\ell\nu\ell\nu$ ), single-top, diboson ( $WW$ ,  $WZ$ ,  $ZZ$ ) and multijet events. The multijet background in the electron channel has two components: one where a light-flavour jet passes the electron selection and additional energy mis-measurement in the event results in large  $E_T^{\text{miss}}$  and another where an electron is produced from a semileptonic decay of a bottom- or charm-hadron. For the muon channel, the multijet background arises from semileptonic heavy-flavour decays.

At small numbers of associated jets ( $N_{\text{jets}}$ ), the dominant background arises from multijet events while at high multiplicities  $t\bar{t}$  events are dominant. Using the event selection defined above, the multijet background constitutes 11 % of  $N_{\text{jets}} = 1$  events and the  $t\bar{t}$  background is 80 % of  $N_{\text{jets}} = 7$  events. The  $t\bar{t}$  background can be reduced by applying a veto on events with  $b$ -jets. However, the selection in this analysis was kept as inclusive as possible to allow for direct comparison with measurements of  $Z + \text{jets}$  production [44], to be used in the determination of the ratio of  $W + \text{jets}$  to  $Z + \text{jets}$  production [45], and to minimise theoretical uncertainties in the fiducial cross-section definition. For the multijet and  $t\bar{t}$  background, data-driven methods are used to determine both the total number of background events in the signal region as well as the shape of the background for each of the differential distributions.

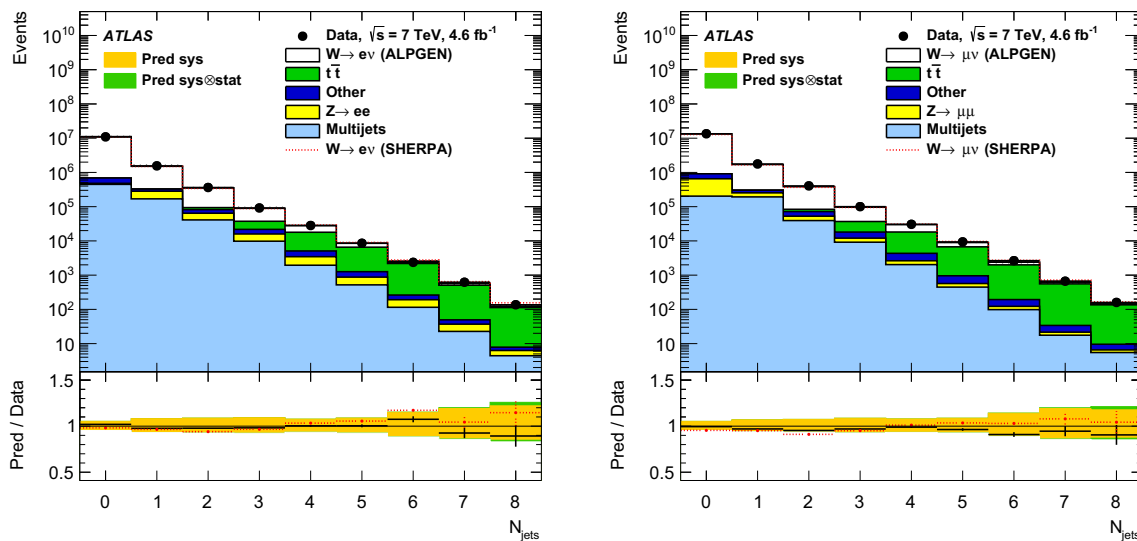
The number of multijet background events is estimated by fitting, in each jet multiplicity bin, the  $E_T^{\text{miss}}$  distribution in the data (with all selection cuts applied except the cut on  $E_T^{\text{miss}}$ ) to a sum of two templates: one for the multijet background and another which includes the signal and other background contributions. In both the muon and electron channels, the shape for the first template is obtained from data while the second template is from simulation. To select a data sample enriched in multijet events in the electron channel, dedicated electron triggers with loose identification criteria and additional triggers requiring electrons as well as jets are used. The multijet template is built from events which fail the ‘‘tight’’ requirements of the nominal electron selection in order to suppress signal contamination. Electrons are also required to be non-isolated in the calorimeter, i.e. they are required to have an energy deposition in the calorimeter in a cone of  $\Delta R = 0.3$  centred on the electron direction larger than 20 % of the total transverse energy of the electron. In the muon channel, the multijet template is also obtained from data, by selecting events where the scalar sum  $p_T$  of all tracks within a cone of size  $\Delta R = 0.2$  around the muon is between 10 % and 50 % of the muon  $p_T$ .

In both channels, the sample used to extract the template for the multijet background is statistically independent of the signal sample. The fit is performed for each jet multiplicity up to five-jet events. Due to fewer events in the multijet template for six- and seven-jet events, the number of multijet events

is determined by performing a single fit for events with five or more jets.

At high multiplicities, the background from  $t\bar{t}$  events is larger than the signal itself. Although  $t\bar{t}$  simulations can be used to estimate this background, a data-driven approach is used in order to reduce the systematic uncertainties. Using a similar method to that used for the multijet background determination, the number of  $t\bar{t}$  events is estimated by fitting a discriminant distribution in the data to the sum of three templates: the  $t\bar{t}$  template, the multijet template and one which includes the signal and remaining background contributions. The discriminant variable chosen is the transformed aplanarity, defined as  $e^{(-8A)}$ , where  $A$ , the aplanarity, is 1.5 times the smallest eigenvalue of the normalised momentum tensor as defined in Ref. [46]. By definition, an isotropic event has an aplanarity of one half, whereas a planar event has a value of zero. Since  $t\bar{t}$  events are more isotropic than the  $W + \text{jets}$  signal, the transformed aplanarity was found to yield good separation between the signal and background with small systematic uncertainties on the background estimate. For the aplanarity calculation, the lepton and all jets passing the selection are used in the momentum tensor. The multijet template is as described above and the  $W$  signal template is taken from simulations. The  $t\bar{t}$  template is derived from a control region in data by requiring at least one  $b$ -tagged jet in the event. A multivariate  $b$ -tagging algorithm was used at a working point with a 70 %  $b$ -tagging efficiency [47]. With this selection, the  $t\bar{t}$  control region has a purity of 60 % in events with three jets and 97 % in events with six jets. Non- $t\bar{t}$  events passing the selection, such as  $W + \text{light-jets}$ ,  $W + b$ ,  $W + c$  and  $b$ -tagged multijet events are subtracted from the  $t\bar{t}$  control region using simulations or in the case of the multijet events using the fit to  $E_T^{\text{miss}}$  as described above but with an event sample where the  $b$ -tagging requirement has been applied. Since  $b$ -tagging is only available for jets within  $|y| < 2.4$  where information from the tracking detectors exists, the  $b$ -tagging selection biases some of the kinematic distributions, most notably the jet rapidity distribution. To account for this,  $t\bar{t}$  simulations are used to correct for any residual bias. The corrections are a few percent in most regions but up to 30 % at very high jet rapidities. The fits to the transformed aplanarity distribution are performed for each exclusive jet multiplicity from three to six jets. In the fit, the normalisation of the multijet background is obtained from the  $E_T^{\text{miss}}$  fit above. The estimated number of  $t\bar{t}$  events is consistent with the predictions from  $t\bar{t}$  simulations for all distributions and the uncertainties from the data-driven method are smaller than those from the simulations. Since the  $t\bar{t}$  template is a sub-sample of the signal data sample, there is a statistical correlation to the signal sample. This is estimated using pseudo datasets derived via Poisson variations of the signal and  $t\bar{t}$  simulated samples and is found to be 15 % at  $N_{\text{jets}} = 3$  and 45 % at  $N_{\text{jets}} = 6$ . The fit uncertainties are corrected to account for this correlation.





**Fig. 1** Distribution of events passing the  $W +$  jets selection as a function of the inclusive jet multiplicity ( $N_{\text{jets}}$ ) for the electron (left) and muon (right) channels. On the data points, the statistical uncertainties are smaller than the size of the points and the systematic uncertainties, described in Sect. 6, are shown by the hashed bands whenever visible. The lower panel shows ratios of the predictions for signal and back-

ground to the data, where either ALPGEN (black line) or SHERPA (red dashed line) is used for the signal simulation. The experimental systematic uncertainties are shown by the yellow (inner) band and the combined statistical and systematic uncertainties are shown by the green (outer) band

For lower multiplicities of  $N_{\text{jets}} \leq 2$ , where the fraction of  $t\bar{t}$  is less than 5%, simulations are used for the background estimate.

The remaining background contributions are estimated with simulated event samples. These background samples are normalised to the integrated luminosity of the data using the cross sections as detailed in Sect. 3.

#### 4.6 Reconstruction-level results

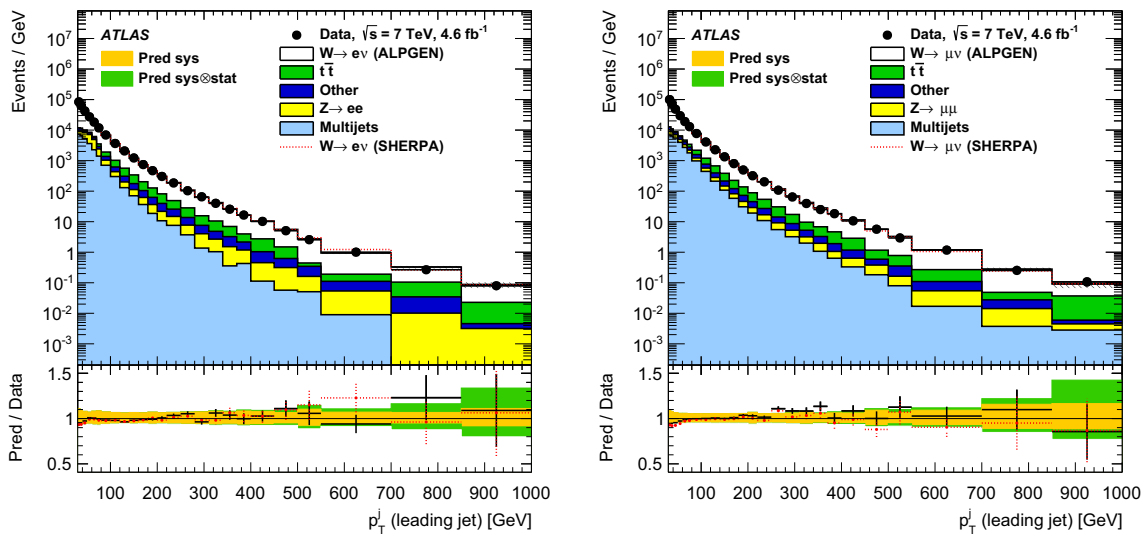
The measured and expected distributions of the jet observables are compared at the reconstruction level, separately in the electron and muon channels, using the selection criteria described above. Some example distributions, namely the inclusive jet multiplicity, the  $p_T$  and rapidity of the highest- $p_T$  (leading) jet and the summed scalar  $p_T$  of the lepton and all jets plus  $E_T^{\text{miss}}$  (called  $H_T$ ) are shown in Figs. 1, 2, 3 and 4. The data are consistent with the predictions from the ALPGEN and SHERPA generators. The numbers of selected events including the estimated background contributions are summarised in Table 1 for both the electron and muon channels.

### 5 Corrections for detector effects and combination of channels

The yield of signal events is determined by first subtracting the estimated background contributions from the data event counts. In each channel the data distributions are then cor-

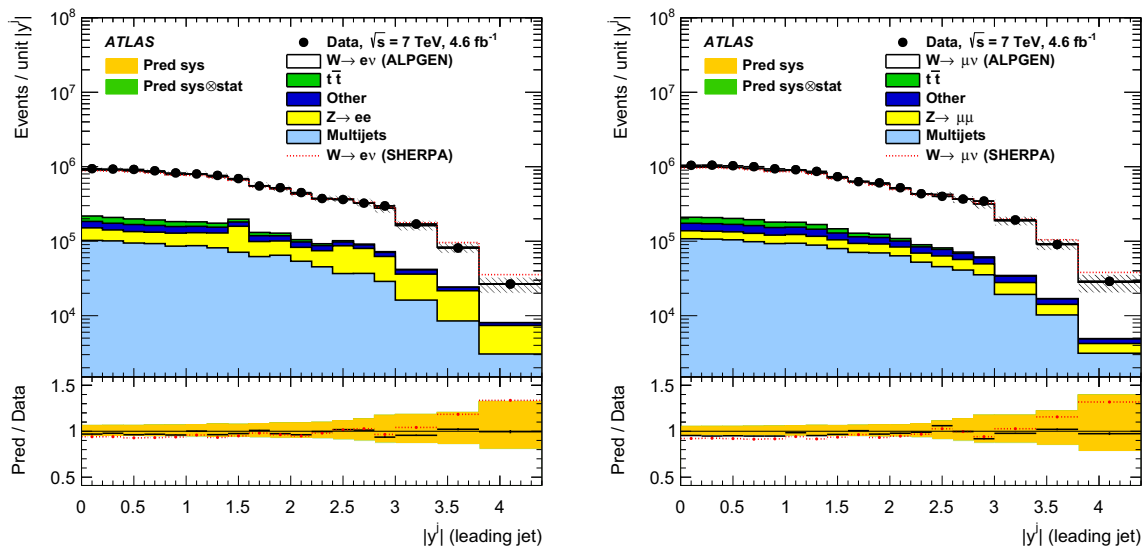
rected for detector effects to the fiducial phase space, defined in Table 2. In this definition, the lepton kinematics in the simulation at particle level are based on final-state leptons from the  $W$  boson decays including the contributions from the photons radiated by the decay lepton within a cone of  $\Delta R = 0.1$  around its direction (“dressed” leptons). In the simulation the  $E_T^{\text{miss}}$  is determined from the neutrino from the decay of the  $W$  boson. Particle-level jets are defined using an anti- $k_r$  algorithm with a radius parameter of  $R = 0.4$ ,  $p_T > 30$  GeV and  $|y| < 4.4$ . All jets within  $\Delta R = 0.5$  of an electron or muon are removed. Final-state particles with a lifetime longer than 30 ps, either produced directly in the proton–proton collision or from the decay of particles with shorter lifetimes, are included in the particle-level jet reconstruction. The neutrino and the electron or muon from the  $W$  boson decay, and any photon included in the dressed lepton, are not used for the jet finding.

The correction procedure is based on samples of simulated events and corrects for jet and  $W$  selection efficiencies and resolution effects. The correction is implemented using an iterative Bayesian method of unfolding [48]. Simulated events are used to generate for each distribution a response matrix to account for bin-to-bin migration effects between the reconstructed and particle-level distributions. The particle-level prediction from simulation is used as an initial prior to determine a first estimate of the unfolded data distribution. For each further iteration the estimator for the unfolded distribution from the previous iteration is used as a new input prior. The bin sizes in each distribution are chosen to be a few times larger than the resolution of the corresponding variable. The



**Fig. 2** Distribution of events passing the  $W + \text{jets}$  selection as a function of the leading jet  $p_T$  for the electron (*left*) and muon (*right*) channels. On the data points, the statistical uncertainties are smaller than the size of the points and the systematic uncertainties, described in Sect. 6, are shown by the *hashed bands* whenever visible. The *lower panel*

shows ratios of the predictions for signal and background to the data, where either ALPGEN (*black line*) or SHERPA (*red dashed line*) is used for the signal simulation. The experimental systematic uncertainties are shown by the *yellow (inner) band* and the combined statistical and systematic uncertainties are shown by the *green (outer) band*



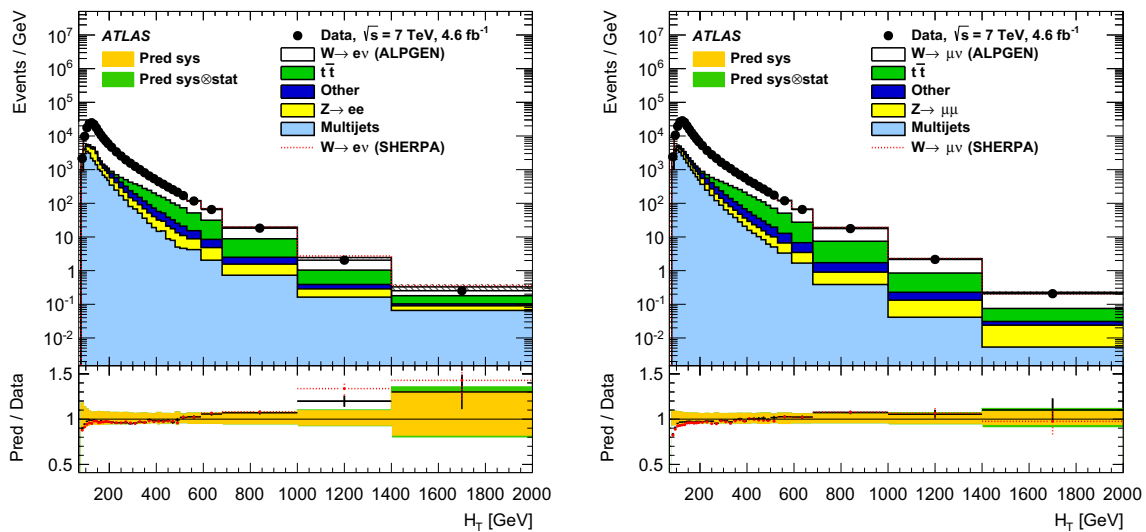
**Fig. 3** Distribution of events passing the  $W + \text{jets}$  selection as a function of the leading jet rapidity for the electron (*left*) and muon (*right*) channels. On the data points, the statistical uncertainties are smaller than the size of the points and the systematic uncertainties, described in Sect. 6, are shown by the *hashed bands* whenever visible. The *lower*

*panel* shows ratios of the predictions for signal and background to the data, where either ALPGEN (*black line*) or SHERPA (*red dashed line*) is used for the signal simulation. The experimental systematic uncertainties are shown by the *yellow (inner) band* and the combined statistical and systematic uncertainties are shown by the *green (outer) band*

ALPGEN  $W + \text{jets}$  samples provide a satisfactory description of distributions in data and are employed to perform the correction procedure. The number of iterations was optimised to find a balance between too many iterations, causing high statistical uncertainties associated with the unfolded spectra, and too few iterations, which increases the dependency on the Monte Carlo prior. The optimal number of iterations is typically between one and three, depending on the

observable. Since the differences in the unfolded results are negligible over this range of iterations, two iterations were consistently used for unfolding each observable.

The unfolded cross sections measured in the electron and muon channels are then extrapolated to a common lepton phase space region, defined by lepton  $p_T > 25 \text{ GeV}$  and  $|\eta| < 2.5$  and summarised in Table 2. The extrapolations to the common phase-space are performed using bin-by-bin



**Fig. 4** Distribution of events passing the  $W + \text{jets}$  selection as a function of the summed scalar  $p_T$  of all identified objects in the final state,  $H_T$  for the electron (left) and muon (right) channels. On the data points, the statistical uncertainties are smaller than the size of the points and the systematic uncertainties, described in Sect. 6, are shown by the hashed bands whenever visible. The lower panel shows ratios of the predic-

tions for signal and background to the data, where either ALPGEN (black line) or SHERPA (red dashed line) is used for the signal simulation. The experimental systematic uncertainties are shown by the yellow (inner) band and the combined statistical and systematic uncertainties are shown by the green (outer) band

**Table 1** The approximate size of the signal and backgrounds, expressed as a fraction of the total number of predicted events. They are derived from either data-driven estimates or simulations for exclusive jet mul-

tiplicities for the  $W \rightarrow e\nu$  selection (upper table) and for the  $W \rightarrow \mu\nu$  selection (lower table). The total numbers of predicted and observed events are also shown

$N_{\text{jet}}$	0	1	2	3	4	5	6	7
$W \rightarrow e\nu$								
$W \rightarrow e\nu$	94 %	78 %	73 %	58 %	37 %	23 %	14 %	11 %
Multijet	4 %	11 %	12 %	11 %	7 %	6 %	5 %	4 %
$t\bar{t}$	<1 %	<1 %	3 %	18 %	46 %	62 %	76 %	80 %
Single top	<1 %	<1 %	2 %	3 %	4 %	3 %	2 %	2 %
$W \rightarrow \tau\nu$ , diboson	2 %	3 %	3 %	3 %	2 %	1 %	1 %	1 %
$Z \rightarrow ee$	<1 %	8 %	7 %	7 %	5 %	4 %	3 %	3 %
Total predicted	11,100,000	1,510,000	354,000	89,500	28,200	8,550	2,530	572
	$\pm 640,000$	$\pm 99,000$	$\pm 23,000$	$\pm 5,600$	$\pm 1,400$	$\pm 440$	$\pm 200$	$\pm 61$
Data observed	10,878,398	1,548,000	361,957	91,212	28,076	8,514	2,358	618
$W \rightarrow \mu\nu$								
$W \rightarrow \mu\nu$	93 %	82 %	78 %	62 %	40 %	25 %	17 %	11 %
Multijet	2 %	11 %	10 %	9 %	7 %	5 %	4 %	3 %
$t\bar{t}$	<1 %	<1 %	3 %	19 %	46 %	64 %	75 %	83 %
Single top	<1 %	<1 %	2 %	3 %	4 %	3 %	2 %	2 %
$W \rightarrow \tau\nu$ , diboson	2 %	3 %	3 %	3 %	2 %	1 %	1 %	<1 %
$Z \rightarrow \mu\mu$	3 %	4 %	3 %	3 %	2 %	1 %	1 %	1 %
Total predicted	13,300,000	1,710,000	384,000	96,700	30,100	8,990	2,400	627
	$\pm 770,000$	$\pm 100,000$	$\pm 24,000$	$\pm 6,100$	$\pm 1,600$	$\pm 480$	$\pm 180$	$\pm 66$
Data observed	13,414,400	1,758,239	403,146	99,749	30,400	9,325	2,637	663



**Table 2** Kinematic criteria defining the fiducial phase space at particle level for the  $W \rightarrow e\nu$  and  $W \rightarrow \mu\nu$  channels as well as the combination. The  $W \rightarrow \ell\nu$  and jet criteria are applied to the electron and muon channels as well as the combination

	Electron Channel	Muon Channel	Combined
Lepton $p_T$	$p_T > 25 \text{ GeV}$	$p_T > 25 \text{ GeV}$	$p_T > 25 \text{ GeV}$
Lepton rapidity	$ \eta  < 2.47$ (excluding $1.37 <  \eta  < 1.52$ )	$ \eta  < 2.4$	$ \eta  < 2.5$
$W \rightarrow \ell\nu$ criteria			
Z veto	exactly one lepton		
Missing transverse momentum	$E_T^{\text{miss}} > 25 \text{ GeV}$		
Transverse mass	$m_T > 40 \text{ GeV}$		
Jet criteria			
Jet $p_T$	$p_T > 30 \text{ GeV}$		
Jet rapidity	$ \eta  < 4.4$		
Jet isolation	$\Delta R(\ell, \text{jet}) > 0.5$ (jet is removed)		

correction factors, derived from ALPGEN  $W + \text{jets}$  simulated samples described in Sect. 3. The correction factors are approximately 1.08 and 1.04 for the electron and muon channel cross sections respectively. The extrapolated cross sections measured in the electron and muon channels are in agreement for all observables considered.

The measured differential  $W + \text{jets}$  production cross sections in the electron and muon channels are combined by averaging using a statistical procedure [49, 50] that accounts for correlations between the sources of systematic uncertainty affecting each channel. Correlations between bins for a given channel are also accounted for. Each distribution is combined separately by minimising a  $\chi^2$  function.

The combination of the systematic uncertainties for the two channels is done in the following way. The uncertainties on the modelling in the unfolding procedure, the luminosity, all the background contributions estimated from simulations (except for the  $Z + \text{jets}$  background as discussed below) and systematic uncertainties on the data-driven  $t\bar{t}$  estimation have been treated as correlated among bins and between channels. The lepton systematic uncertainties are assumed to be correlated between bins of a given distribution, but independent between the two lepton channel measurements. The statistical uncertainties of the data, the statistical uncertainty from the simulations used in the unfolding procedure, and the statistical uncertainty from the  $t\bar{t}$  fit are treated as uncorrelated among bins and channels. The systematic uncertainties on the multijet background, which contains correlated and uncorrelated components, are also treated as uncorrelated among bins and channels. This choice has little impact on the final combined cross sections and is chosen as such as it yields a slightly more conservative total uncertainty for the combined results. The uncertainties from the jet energy scale, the jet energy resolution,  $E_T^{\text{miss}}$  and the  $Z + \text{jets}$  background contribution are treated as fully correlated between all bins and are excluded from the minimisation procedure to avoid numerical instabilities due to the statistical components in these

uncertainties. For the combined results, each of these uncertainties is taken as the weighted average of the corresponding uncertainty on the electron and muon measurements, where the weights are the sum in quadrature of all the uncorrelated uncertainties that enter in the combination.

## 6 Systematic uncertainties

The dominant sources of systematic uncertainties in the cross-section measurements for both the electron and muon channels are the uncertainties in the jet energy scale (JES) and at high jet multiplicities the uncertainties on the  $t\bar{t}$  background estimates.

Uncertainties in the JES are determined from a combination of methods based on simulations and in situ techniques [42] and are propagated through the analysis using 14 independent components, which are fully correlated in jet  $p_T$ . These components account for uncertainties on the different in situ measurements which form the jet calibration, on the jet flavour and on the impact of pile-up and close-by jets. The JES uncertainty varies as a function of jet  $p_T$  and  $\eta$  and is less than 2.5% in the central regions for jets with a  $p_T$  between 60 and 800 GeV. To estimate the impact of the JES uncertainty, jet energies in the simulated events are coherently shifted by the JES uncertainty and the missing transverse momentum is recomputed. The full analysis, including re-evaluation of the data-driven background estimates, is repeated with these variations and the cross sections are recomputed; the change in the cross section is taken as the systematic uncertainty. This method of propagating the uncertainties is also used for most other uncertainties described below. The impact of the JES uncertainties on the cross section for both channels ranges from 9% for  $N_{\text{jets}} \geq 1$  to 30% for  $N_{\text{jets}} \geq 5$ . The uncertainty on the cross section due to the JES for the electron channel is larger because the  $Z \rightarrow ee$  background is also affected by this uncertainty.

The uncertainty on the jet energy resolution (JER), derived from a comparison of the resolution obtained in data and in simulated dijet events, is propagated into the final cross section by smearing the energies of the simulated jets [51]. This uncertainty, which is approximately 10% of the jet energy resolution, results in a 5–20% uncertainty on the cross sections and is applied symmetrically.

The uncertainty on the electron and muon selection includes uncertainties on the electron energy or muon momentum scale and resolution, as well as uncertainties on the scale factors applied to the simulations in order to reproduce for electrons or muons the trigger, reconstruction and identification efficiencies measured in the data. The lepton energy or momentum scale corrections are obtained from a comparison of the  $Z$  boson invariant mass distribution between data and simulations, while the uncertainties on the scale factors are derived from a comparison of tag-and-probe results in data and simulations [40, 52]. The overall uncertainty on the cross section is approximately 1–4%, where the dominant electron uncertainties come from the electron energy scale and identification and the dominant muon uncertainty comes from the trigger.

A residual uncertainty on the  $E_T^{\text{miss}}$  is estimated by scaling the energies of energy clusters in the calorimeters which are not associated with a jet or an electron [43]. The resulting uncertainty on the cross section is less than 2%.

An additional source of uncertainty is a potential bias in the control-sample selection from which multijet templates are extracted. The size of the effect is determined by varying the individual isolation requirements and in the electron channel varying the identification definition, both of which affect the shape of the kinematic distributions of the control sample. To account for shape differences in the low  $E_T^{\text{miss}}$  region, the nominal fit range for the multijet background is varied. The signal template is alternatively modelled by SHERPA instead of ALPGEN. In addition, for the signal template the uncertainty in the  $W/Z$  production cross sections is taken as 5% [53]. The statistical uncertainty on the template normalisation factor from the fit is also included. The resulting uncertainty on the cross section is 1% for low jet multiplicities to 25% at high multiplicities and is dominated by uncertainties in the template shape.

The dominant uncertainty on the estimate of  $t\bar{t}$  background is the statistical uncertainty from the data-driven estimate, which is 6% on the number of  $t\bar{t}$  events for  $N_{\text{jets}} \geq 3$  to 15% for  $N_{\text{jets}} \geq 6$ . To estimate the effect due to the subtraction of  $W$  + heavy-flavour contamination in the  $t\bar{t}$  template, the  $W + c$  cross section and the combined  $W + c\bar{c}$  and  $W + b\bar{b}$  cross sections are varied by factors of 1.3 and 0.9 respectively. These factors are obtained from fits to the selected data in two control regions, which have the jet requirements of one or two jets and at least one  $b$ -tagged jet; in these regions  $W$  + heavy flavour events dominate. This uncertainty, which is 3% of

the number of  $t\bar{t}$  events for  $N_{\text{jets}} \geq 3$ , is largest at lower jet multiplicities, where the contribution from  $W$  + heavy flavour is most significant. Other small uncertainties include uncertainties on the  $b$ -tagging efficiencies and uncertainties on the bias in the  $t\bar{t}$  distributions when applying  $b$ -tagging. The uncertainty on the number of  $t\bar{t}$  events is roughly the same for the electron and muon channels. However, since there are fewer  $W \rightarrow e\nu$  events passing the selection, the relative overall uncertainty on the cross section is larger in the electron channel. The total uncertainty on the cross section for  $N_{\text{jets}} \geq 4$  due to the estimate of the  $t\bar{t}$  background is roughly 10%. For  $N_{\text{jets}} \leq 2$ , where simulations are used to estimate the  $t\bar{t}$  background, the uncertainty on the  $t\bar{t}$  cross section is taken to be 6% as described in Ref. [54].

An uncertainty on the integrated luminosity of 1.8% [38] is applied to the signal normalisation as well as to all background contributions which are estimated using simulations.

The uncertainty on the unfolding from the limited number of events in the simulations is estimated using pseudo-experiments. The systematic uncertainties on the unfolding due to modelling in the simulations are estimated by using an alternative set of ALPGEN samples with different parameter values; the MLM matching procedure [9] used to remove the double counting between partons generated from the matrix element calculation and partons from the parton shower uses a matching cone of size  $\Delta R = 0.4$  for matrix element partons of  $p_T > 20$  GeV. To determine how the arbitrary choice of this cone size and the matching  $p_T$  scale impacts the unfolded results, samples where these parameters are varied are used in the unfolding procedure. In addition, to account for the impact of changing the amount of radiation emitted from hard partons, Monte Carlo samples are generated with the renormalisation and factorisation scales set to half or twice their nominal value of  $\sqrt{m_W^2 + p_{T,W}^2}$ . The overall uncertainty on the unfolding procedure ranges between 0.2 and 1.7% over all jet multiplicities.

The systematic uncertainties on the cross-section measurement after unfolding are summarised in Table 3 for both the electron and muon channels and all jet multiplicities. The systematic uncertainties are symmetrised by taking the average value of the up and down variations.

## 7 Theoretical predictions

The measured cross sections for  $W$  + jets production are compared to a number of theoretical predictions at both LO and NLO in perturbative QCD, which are summarised in Table 4. The theory predictions are computed in the same phase space in which the measurement is performed, defined in Sect. 5. The predicted cross sections are multiplied by the branching ratio,  $\text{Br}(W \rightarrow \ell\nu)$ , where  $\ell = e, \mu$ , to compare to the data.

**Table 3** Systematic uncertainties on the measured  $W +$  jets cross section in the electron and muon channels as a function of the inclusive jet multiplicity in percent

	Incl. (%)	$N_{\text{jets}} \geq 1$ (%)	$N_{\text{jets}} \geq 2$ (%)	$N_{\text{jets}} \geq 3$ (%)	$N_{\text{jets}} \geq 4$ (%)	$N_{\text{jets}} \geq 5$ (%)	$N_{\text{jets}} \geq 6$ (%)	$N_{\text{jets}} \geq 7$ (%)
$(W \rightarrow e\nu)$								
Electron	1.1	1.3	1.3	1.2	1.2	1.3	2.7	3.4
Jets	0.3	9	11	15	20	29	42	45
$t\bar{t}$ backgrounds	<0.1	0.2	1.0	4.8	13	39	100	90
Multijet backgrounds	0.5	1.5	2.1	2.1	5	15	25	25
$E_{\text{T}}^{\text{miss}}$	0.2	1.7	1.2	1.2	1.0	0.7	1.7	2.6
Unfolding	0.2	1.7	0.9	1.1	1.2	0.9	5	22
Luminosity	1.9	2.1	2.1	2.2	2.3	2.5	2.6	2.2
Total syst.	2.3	10	12	16	25	50	110	110
$(W \rightarrow \mu\nu)$								
Muon	1.5	1.7	1.7	1.4	1.5	2.1	3.7	4.4
Jets	0.1	8	9	13	16	20	29	60
$t\bar{t}$ backgrounds	<0.1	0.2	0.9	4.1	11	26	47	60
Multijet backgrounds	0.1	0.5	0.8	1.4	2.2	4.2	4.6	9
$E_{\text{T}}^{\text{miss}}$	0.3	1.0	0.9	1.0	1.0	0.6	0.9	1.1
Unfolding	0.2	1.7	0.9	1.0	1.2	1.3	2.6	11
Luminosity	1.9	2.0	2.0	2.1	2.1	2.1	2.0	2.0
Total syst.	2.5	8	10	14	20	34	60	80

**Table 4** Summary of theoretical predictions, including the maximum number of partons at each order in  $\alpha_s$ , whether or not the results are shown at parton or particle level and the distributions for which they are shown

Program	Max. number of partons at			Parton/particle level	Distributions shown
	Approx. NNLO ( $\alpha_s^{N_{\text{jets}}+2}$ )	NLO ( $\alpha_s^{N_{\text{jets}}+1}$ )	LO ( $\alpha_s^{N_{\text{jets}}}$ )		
LoopSim	1	2	3	Parton level with corrections	Leading jet $p_{\text{T}}$ and $H_{\text{T}}$ for $W + \geq 1$ jet
BLACKHAT+SHERPA	–	5	6	Parton level with corrections	All
BLACKHAT+SHERPA Exclusive sums	1	2	3	Parton level with corrections	Leading jet $p_{\text{T}}$ and $H_{\text{T}}$ for $W + \geq 1$ jet
HEJ	All orders, resummation			Parton level	All for $W + \geq 2, 3, 4$ jets
MEPS@NLO	–	2	4	Particle level	All
ALPGEN	–	–	5	Particle level	All
SHERPA	–	–	4	Particle level	All

The leading-order predictions shown here include ALPGEN, which is interfaced to HERWIG for showering, SHERPA which implements its own parton showering model, and HEJ [55,56], which provides parton-level predictions for  $W + \geq 2$  jets. ALPGEN and SHERPA use leading-order matrix element information for predictions of  $W +$  jets production and use the MLM [9] and CKKW [20] matching schemes, respectively, in order to remove any double counting between the matrix element and parton shower calcu-

lations. ALPGEN provides predictions with up to five additional partons from the matrix element in the final state while SHERPA includes up to four partons. HEJ is based on a perturbative calculation which gives an approximation to the hard-scattering matrix element for jet multiplicities of two or greater and to all orders in the strong coupling constant,  $\alpha_s$ . The approximation becomes exact in the limit of large rapidity separation between partons, also known as the high-energy limit. The resulting formalism is incorporated in a

fully exclusive Monte Carlo event generator, from which the predictions shown in this paper are derived. The HEJ results are presented only at the parton level, as the relevant hadronisation corrections are not available, and only for distributions with up to four jets, as the generator version used here is not expected to correctly describe higher multiplicities.

The next-to-leading order predictions at parton level are obtained from BLACKHAT+SHERPA [1,57,58], for inclusive  $W + \geq n$ -jets production, where  $n$  ranges from zero to five. The BLACKHAT program provides the virtual matrix element corrections while SHERPA calculates the tree-level diagrams and provides the phase-space integration. The BLACKHAT+SHERPA matrix elements are also used in the exclusive sums approach [59], in which NLO information from different jet multiplicities, in this case from  $W + n$  and  $W + \geq n + 1$  jets,<sup>2</sup> is utilised. Although not strictly rigorous,<sup>3</sup> this approach allows for additional contributions to  $W + \geq n$ -jets cross sections from higher multiplicity final states than is possible with a normal inclusive prediction. Such contributions can be important when new sub-processes at higher jet multiplicities result in substantial contributions to the cross section. In practice, these contributions are most important for predictions involving  $W + \geq 1$  jet. By including such contributions, better agreement between theory and data, as well as smaller theoretical uncertainties, is obtained for several kinematic distributions [5].

The next-to-leading order predictions at particle level are obtained from MEPS@NLO [10,11], which utilises the virtual matrix elements for  $W + 1$ -jet and  $W + 2$ -jets production determined from BLACKHAT, merged with leading-order matrix element information from  $W$  events with up to four jets. Each final state is then matched to a parton shower and hadronised using SHERPA. MEPS@NLO represents a rigorous method of combining NLO + LO matrix element information from a number of different jet multiplicities to produce an exclusive final state at the hadron level.

Although an NNLO calculation for the production of  $W + \geq 1$  jet is not yet available, the LoopSim technique [63] allows the merging of NLO samples of different jet multiplicities in order to obtain approximate NNLO predictions. The LoopSim method makes use of existing virtual matrix elements in the merged samples (here the  $W + 1$ -jet and  $W + 2$ -jets one-loop virtual matrix elements from MCFM),

<sup>2</sup> An inclusive NLO prediction for  $W + \geq 1$ -jet production explicitly includes (leading-order) corrections from  $W + \geq 2$  jets, and implicitly, through DGLAP evolution [60–62], the effects of additional (collinear) gluon radiation. So in this sense, the calculation includes the effects of additional jets beyond the two included explicitly from the matrix element information.

<sup>3</sup> For example, only the term of order  $\alpha_s$  in the strong coupling expansion of the Sudakov form factor expression is used. For a formalism such as MEPS@NLO, as introduced later in the text, the full Sudakov suppression for all jet multiplicities is present.

and where not present, determines exactly the singular terms of the loop diagrams, which, by construction, match precisely the corresponding singular terms of the real diagrams with one extra parton. The approximate NNLO cross section differs from the complete NNLO cross section only by the constant, i.e. non-divergent parts of the two-loop NNLO terms. The method is expected to provide predictions close to true NNLO results when the cross sections are dominated by large contributions associated with new scattering topologies that appear at NLO or beyond.

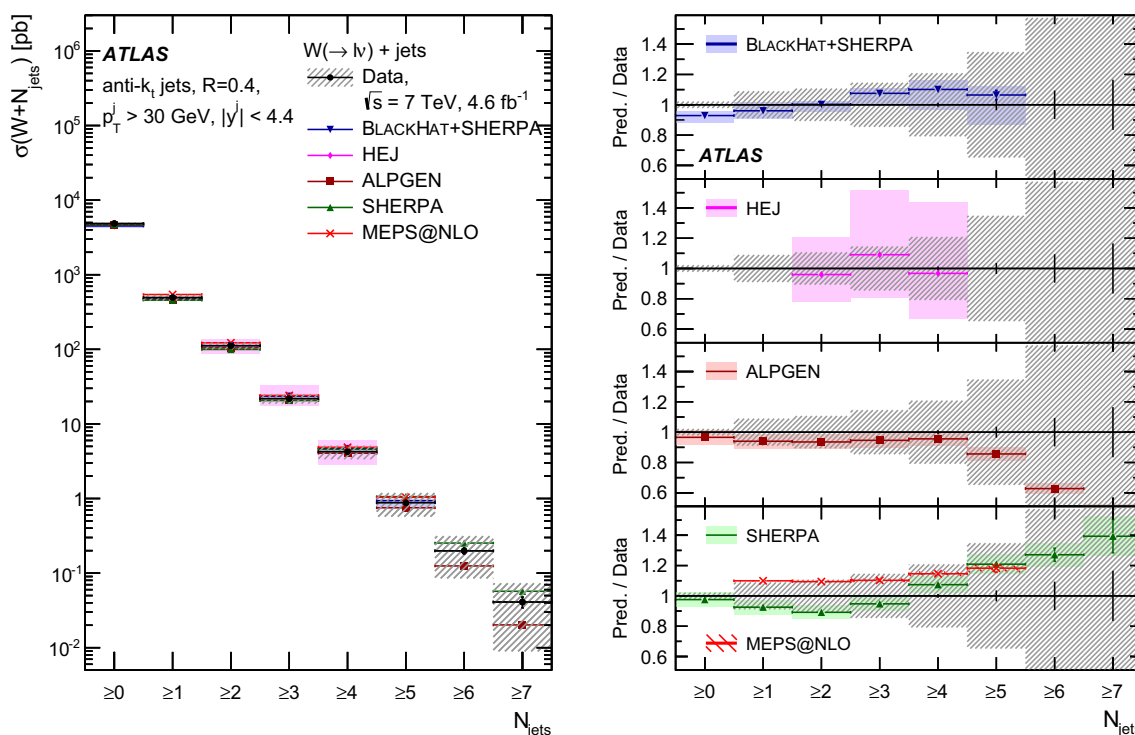
All predictions use CT10 PDFs [21], except for ALPGEN, which uses CTEQ6L1 PDFs. The PDF uncertainty is calculated using the CT10 eigenvectors. Since these correspond to a 90% confidence-level, the resulting uncertainty is scaled down by a factor of 1.645 in order to obtain a one-standard-deviation uncertainty. The uncertainty due to the value of  $\alpha_s(m_Z)$  is determined by varying the value of  $\alpha_s(m_Z)$  by  $\pm 0.0012$  around the central value of 0.118 [64].

The sensitivity of the theory predictions to higher-order corrections is determined by independently varying the renormalisation and factorisation scales by a factor of two around the central value of  $H_T/2$ , making sure that the renormalisation and factorisation scales do not differ from each other by more than a factor of two.

In the following comparisons, the predictions from BLACKHAT+SHERPA (both the standard and exclusive sums versions) have uncertainty bands determined by varying the renormalisation and factorisation scales added in quadrature with the 68% confidence-level uncertainties of the CT10 PDF error set, the  $\alpha_s(m_Z)$  uncertainty and the uncertainties from the non-perturbative corrections described below. At low transverse momenta, the PDF +  $\alpha_s$  uncertainties and the scale uncertainties are of the same size, with the scale uncertainties increasing in importance as the transverse momentum of the observable increases. The LoopSim predictions have an error band determined by varying the central scale up and down by a factor of two. The HEJ prediction error bands include the 68% confidence level uncertainties from CT10, along with a variation of the renormalisation and factorisation scales. The ALPGEN, SHERPA and MEPS@NLO predictions are shown with the statistical uncertainties related to the size of the generated sample. Although not applied here, the theory uncertainties for SHERPA and ALPGEN are much larger, as expected from leading-order QCD predictions, while the theory uncertainties for MEPS@NLO for one- and two-jet multiplicities are similar in magnitude to those from BLACKHAT+SHERPA.

## 7.1 Non-perturbative and QED final-state radiation corrections

For comparison to the data, non-perturbative corrections are applied to the parton-level predictions from BLACK-



**Fig. 5** Cross section for the production of  $W +$  jets as a function of the inclusive jet multiplicity. For the data, the statistical uncertainties are shown by the vertical bars, and the combined statistical and systematic uncertainties are shown by the black-hashed regions. The data are compared to predictions from BLACKHAT+SHERPA, HEJ, ALPGEN,

SHERPA and MEPS@NLO. The left-hand plot shows the differential cross sections and the right-hand plot shows the ratios of the predictions to the data. The theoretical uncertainties on the predictions are described in Sect. 7

HAT+SHERPA and LoopSim. These corrections take into account the effects of hadronisation and of the underlying event and transform the theoretical predictions from the parton level to the particle level.

The impact of the underlying event tends to add energy to each jet and create additional soft jets while the hadronisation tends to subtract energy from each jet to account for non-perturbative fragmentation effects. The two effects are thus in opposite directions and mostly cancel each other, leading to a small residual correction. This correction is roughly 10% of the cross section at low transverse momentum and becomes smaller at higher energies.

The corrections from the parton level to particle level are determined for the  $W +$  jets events by making use of ALPGEN simulations showered with HERWIG and generated with and without the underlying event and with and without non-perturbative fragmentation. The underlying event corrections are calculated using the bin-by-bin ratio of the distributions with the underlying event turned on and off. In a similar manner, the hadronisation correction is computed as the bin-by-bin ratio of particle-level to parton-level jets.

The systematic uncertainty on the non-perturbative corrections is determined by calculating the corrections using ALPGEN simulations showered with PYTHIA using the

PERUGIA2011C tune. The uncertainty is computed as the difference between the non-perturbative corrections as determined from the two samples. The uncertainty is taken as symmetric around the value of the nominal corrections.

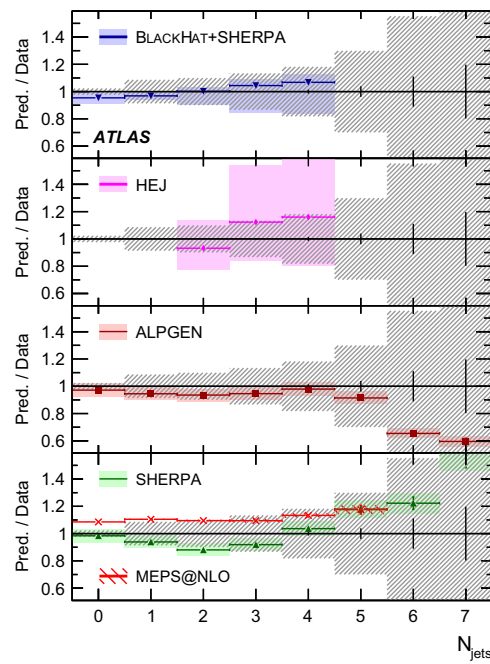
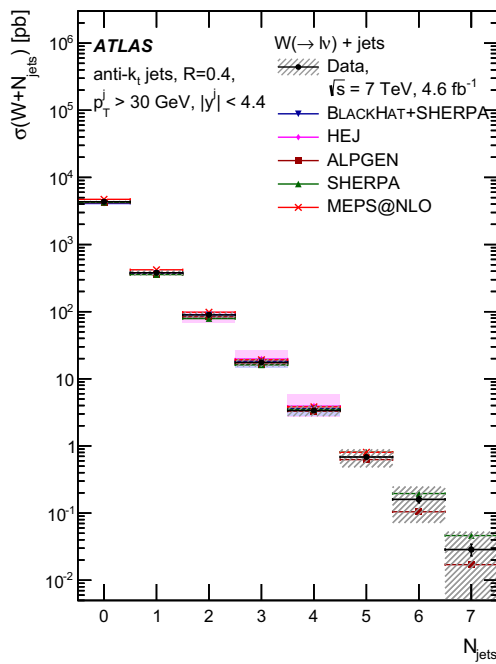
Comparisons to the data are performed using dressed leptons as described in Sect. 5. To correct parton-level theoretical predictions for QED final-state radiation, a bin-by-bin correction is derived from ALPGEN samples for each of the distributions of the measured variables. This is roughly a constant value of 0.99 for most jet multiplicities and for large jet momenta. A systematic uncertainty is determined by comparing the nominal results to those obtained using SHERPA samples. The uncertainty is taken as being symmetric and is approximately 0.01 around the nominal values.

## 8 Cross-section results and comparisons to data

### 8.1 Jet multiplicities

The cross section for  $W \rightarrow \ell\nu$  production as functions of the inclusive and exclusive jet multiplicity are shown in Figs. 5 and 6 and also listed in Tables 5 and 6 respectively. In these figures and all following figures, the cross sections are





**Fig. 6** Cross section for the production of  $W +$  jets as a function of the exclusive jet multiplicity. For the data, the statistical uncertainties are shown by the vertical bars, and the combined statistical and systematic uncertainties are shown by the black-hashed regions. The data are compared to predictions from BLACKHAT+SHERPA, HEJ, ALPGEN,

SHERPA and MEPS@NLO. The left-hand plot shows the differential cross sections and the right-hand plot shows the ratios of the predictions to the data. The theoretical uncertainties on the predictions are described in Sect. 7

**Table 5** Cross section  $\sigma(W \rightarrow \ell\nu + \geq N_{\text{jets}})$  as a function of inclusive jet multiplicity in the phase space defined in the text

$N_{\text{jets}}$	$\sigma(W \rightarrow \ell\nu + \geq N_{\text{jets}})$ [pb]
$\geq 0$	$[4.849 \pm 0.001 \text{ (stat.)} \pm 0.05 \text{ (syst.)} \pm 0.092 \text{ (lumi.)}] \times 10^3$
$\geq 1$	$[4.938 \pm 0.005 \text{ (stat.)} \pm 0.43 \text{ (syst.)} \pm 0.097 \text{ (lumi.)}] \times 10^2$
$\geq 2$	$[1.117 \pm 0.002 \text{ (stat.)} \pm 0.12 \text{ (syst.)} \pm 0.023 \text{ (lumi.)}] \times 10^2$
$\geq 3$	$[2.182 \pm 0.010 \text{ (stat.)} \pm 0.31 \text{ (syst.)} \pm 0.047 \text{ (lumi.)}] \times 10^1$
$\geq 4$	$[4.241 \pm 0.056 \text{ (stat.)} \pm 0.88 \text{ (syst.)} \pm 0.095 \text{ (lumi.)}] \times 10^0$
$\geq 5$	$[0.877 \pm 0.032 \text{ (stat.)} \pm 0.30 \text{ (syst.)} \pm 0.020 \text{ (lumi.)}] \times 10^0$
$\geq 6$	$[0.199 \pm 0.019 \text{ (stat.)} \pm 0.11 \text{ (syst.)} \pm 0.004 \text{ (lumi.)}] \times 10^0$
$\geq 7$	$[0.410 \pm 0.068 \text{ (stat.)} \pm 0.31 \text{ (syst.)} \pm 0.009 \text{ (lumi.)}] \times 10^{-1}$

**Table 6** Cross section  $\sigma(W \rightarrow \ell\nu + N_{\text{jets}})$  as a function of exclusive jet multiplicity in the phase space defined in the text

$N_{\text{jets}}$	$\sigma(W \rightarrow \ell\nu + N_{\text{jets}})$ [pb]
$= 0$	$[4.343 \pm 0.001 \text{ (stat.)} \pm 0.06 \text{ (syst.)} \pm 0.081 \text{ (lumi.)}] \times 10^3$
$= 1$	$[3.807 \pm 0.005 \text{ (stat.)} \pm 0.32 \text{ (syst.)} \pm 0.073 \text{ (lumi.)}] \times 10^2$
$= 2$	$[8.963 \pm 0.016 \text{ (stat.)} \pm 0.87 \text{ (syst.)} \pm 0.179 \text{ (lumi.)}] \times 10^1$
$= 3$	$[1.755 \pm 0.009 \text{ (stat.)} \pm 0.23 \text{ (syst.)} \pm 0.037 \text{ (lumi.)}] \times 10^1$
$= 4$	$[3.374 \pm 0.048 \text{ (stat.)} \pm 0.61 \text{ (syst.)} \pm 0.075 \text{ (lumi.)}] \times 10^0$
$= 5$	$[0.685 \pm 0.027 \text{ (stat.)} \pm 0.20 \text{ (syst.)} \pm 0.016 \text{ (lumi.)}] \times 10^0$
$= 6$	$[0.160 \pm 0.018 \text{ (stat.)} \pm 0.09 \text{ (syst.)} \pm 0.004 \text{ (lumi.)}] \times 10^0$
$= 7$	$[0.286 \pm 0.056 \text{ (stat.)} \pm 0.24 \text{ (syst.)} \pm 0.006 \text{ (lumi.)}] \times 10^{-1}$

shown for the combined fiducial phase space listed in Table 2. The data are in good agreement with the predictions from BLACKHAT+SHERPA for all jet multiplicities up to five jets; above this the experimental uncertainties become large. The MEPS@NLO and HEJ predictions also describe the jet multiplicity cross sections with a similar level of agreement. The ALPGEN and SHERPA predictions show different trends for jet multiplicities greater than four jets; however, both are in agreement with the data within the experimental systematic uncertainties.

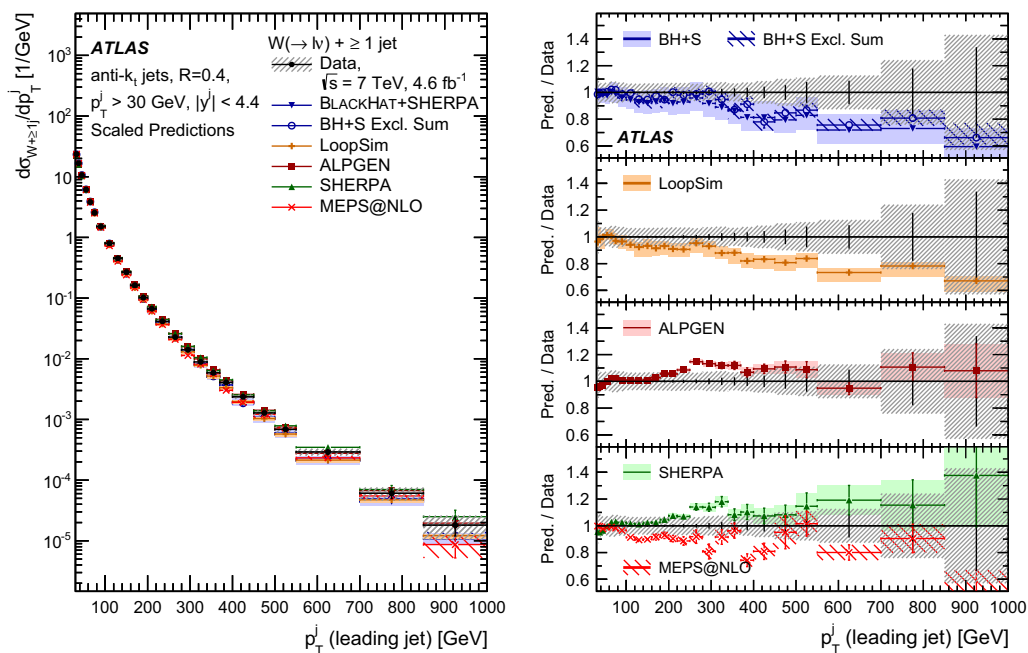
In the following figures, the differential cross sections for the theoretical predictions have been scaled to the measured  $W +$  jets cross section in the corresponding jet multiplicity

bin shown in Figs. 5 and 6 for inclusive and exclusive cross sections respectively, so that the shapes of the distributions can be compared. The factors applied to the theory predictions are summarised in Appendix A. The cross sections for all distributions shown in the paper are available in HepData.<sup>4</sup>

### 8.2 Jet transverse momenta and rapidities

The differential cross sections as a function of the leading-jet transverse momentum are shown in Fig. 7 for the case

<sup>4</sup> <http://hepdata.cedar.ac.uk/>.



**Fig. 7** Cross section for the production of  $W +$  jets as a function of the leading-jet  $p_T$  in  $N_{\text{jets}} \geq 1$  events. For the data, the statistical uncertainties are shown by the vertical bars, and the combined statistical and systematic uncertainties are shown by the black-hashed regions. The data are compared to predictions from BLACKHAT+SHERPA, BLACKHAT+SHERPA including the exclusive summing, LoopSim, ALPGEN, SHERPA and MEPS@NLO. BH+S is an abbreviation for

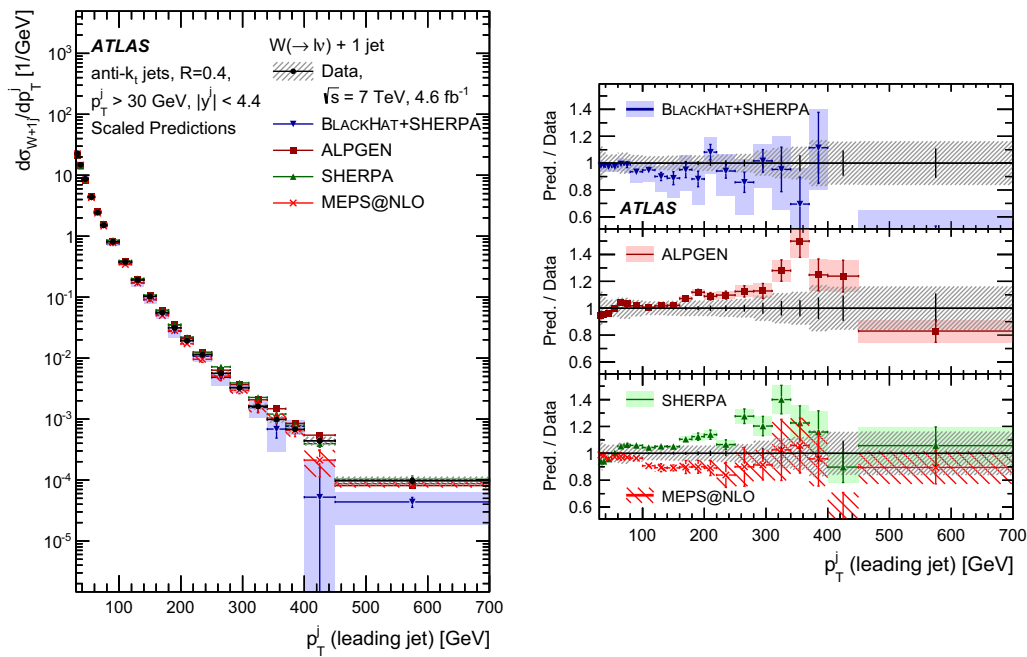
of  $W + \geq 1$  jet. The fixed-order theory predictions from BLACKHAT+SHERPA (both the standard and exclusive summing versions) and LoopSim each underestimate the data at high transverse momenta by about two standard deviations of the experimental uncertainty. Although in this region significant contributions are expected from higher-order terms from  $W + \geq 2$  jets, the results from LoopSim and BLACKHAT+SHERPA exclusive sums do not show any significant improvement with respect to BLACKHAT+SHERPA in the description of the data. The EWK corrections for inclusive  $W + \geq 1$  jet, which are not included in these predictions, have been calculated [2,65] and are sizeable and negative at high  $p_T$ . Applying these corrections directly to the BLACKHAT+SHERPA predictions would result in a larger discrepancy at large jet transverse momenta. The ALPGEN, SHERPA and MEPS@NLO predictions are in fair agreement with the data, although MEPS@NLO shows some deviations at low jet  $p_T$ .

The differential cross sections as a function of the exclusive leading-jet  $p_T$ , where no second jet is present with a transverse momentum greater than 30 GeV, are shown in Fig. 8. There is good agreement between the data and the NLO theoretical predictions (within the large statistical uncertainties), as has also been observed for the  $Z +$  jets measurements [44]. The requirement that a second jet must not

be present reduces the size of the higher-order corrections. However, this good agreement between data and NLO theory is counter-intuitive given that for high values of the leading-jet transverse momentum there is a large disparity of scales (the leading-jet transverse momentum compared to the 30 GeV cut), and in that situation resummation effects are usually important.

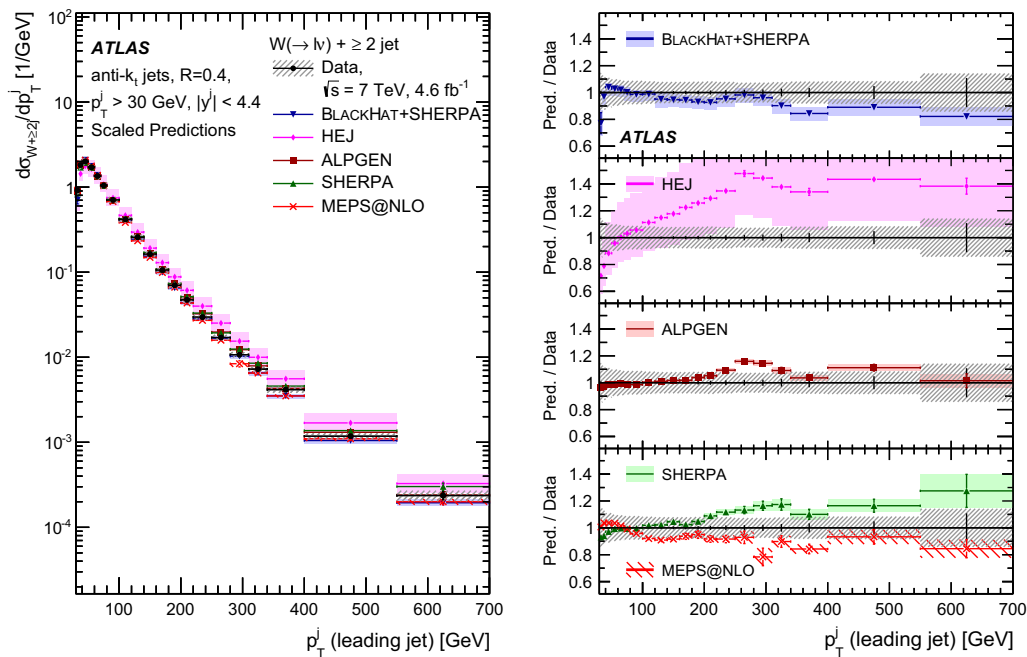
The differential cross section as a function of the leading-jet  $p_T$  is shown in Fig. 9 for  $W + \geq 2$  jets and in Fig. 10 for  $W + \geq 3$  jets. For two or more jets, the SHERPA predictions deviate from the data by up to two standard deviations at high values of the jet  $p_T$ , while BLACKHAT+SHERPA and MEPS@NLO generally agree well. The ALPGEN predictions show similar agreement as for one-jet events. For multiplicities of two or more jets, HEJ can make predictions and it predicts a leading-jet cross section with a harder jet spectrum than present in the data, albeit with large (leading-order) scale uncertainties. For three or more jets, all predictions describe the data well.

The differential cross sections as a function of the second leading-jet  $p_T$  are shown in Fig. 11 for  $W + \geq 2$ -jets production. ALPGEN and SHERPA generally describe the data well, while the BLACKHAT+SHERPA predictions lie below the data for jet  $p_T > 100$  GeV. The MEPS@NLO predictions describe the shape of the data best at high trans-



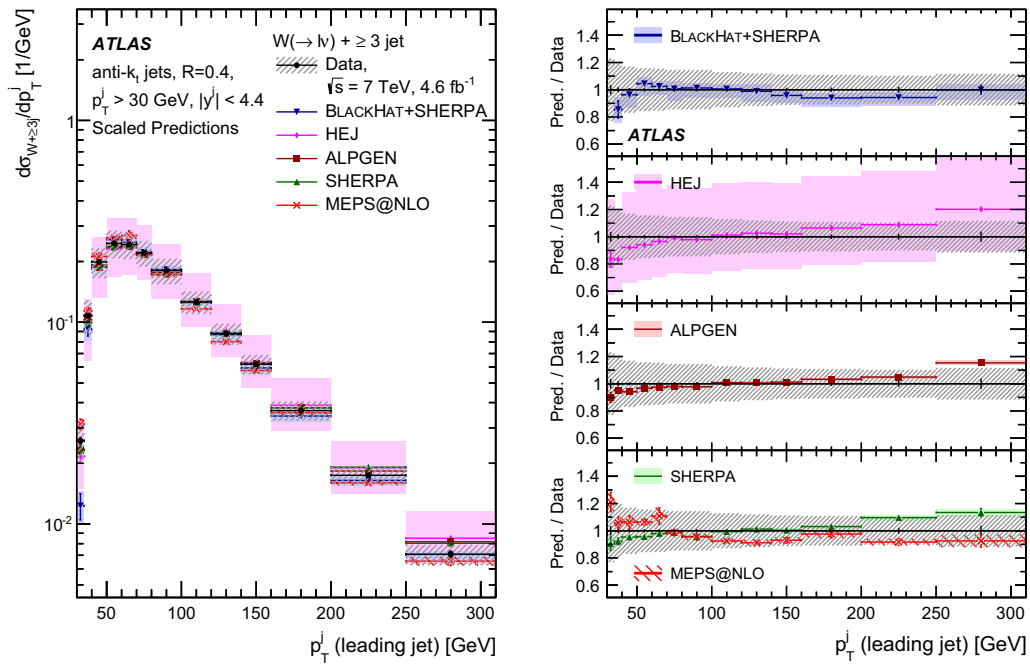
**Fig. 8** Cross section for the production of  $W +$  jets as a function of the leading-jet  $p_T$  in  $N_{\text{jets}} = 1$  events. For the data, the statistical uncertainties are shown by the vertical bars, and the combined statistical and systematic uncertainties are shown by the black-hashed regions. The data are compared to predictions from BLACKHAT+SHERPA, ALPGEN, SHERPA and MEPS@NLO. The left-hand plot shows the differential

cross sections and the right-hand plot shows the ratios of the predictions to the data. As described in Sect. 8.1, the theoretical predictions have been scaled in order to compare the shapes of the distributions. The theoretical uncertainties, which differ for the various predictions, are described in Sect. 7



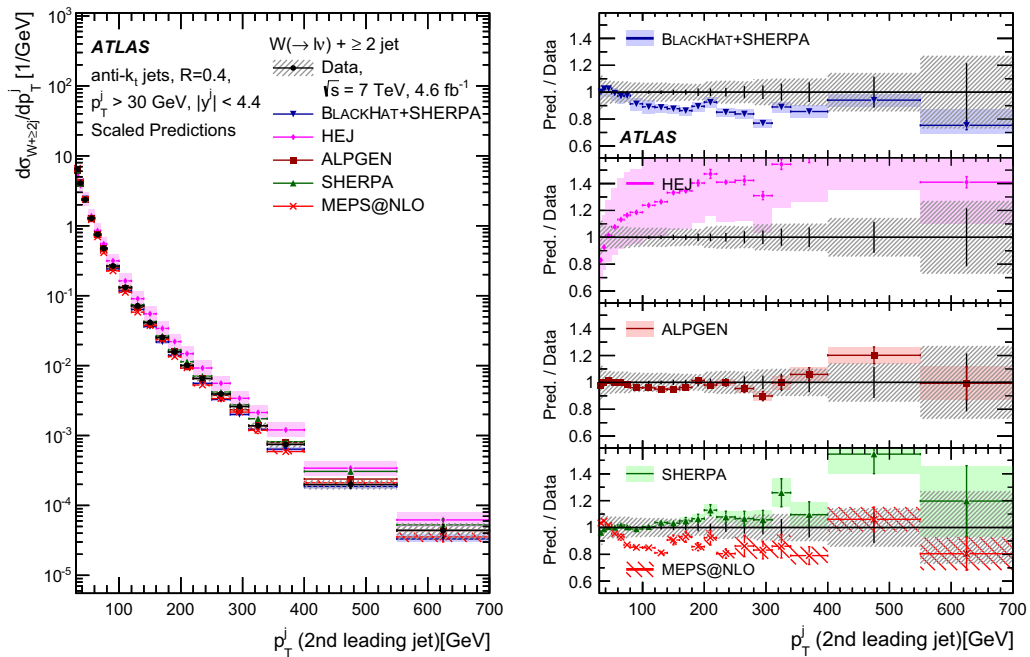
**Fig. 9** Cross section for the production of  $W +$  jets as a function of the leading-jet  $p_T$  in  $N_{\text{jets}} \geq 2$  events. For the data, the statistical uncertainties are shown by the vertical bars, and the combined statistical and systematic uncertainties are shown by the black-hashed regions. The data are compared to predictions from BLACKHAT+SHERPA, HEJ, ALPGEN, SHERPA and MEPS@NLO. The left-hand plot shows the

differential cross sections and the right-hand plot shows the ratios of the predictions to the data. As described in Sect. 8.1, the theoretical predictions have been scaled in order to compare the shapes of the distributions. The theoretical uncertainties, which differ for the various predictions, are described in Sect. 7



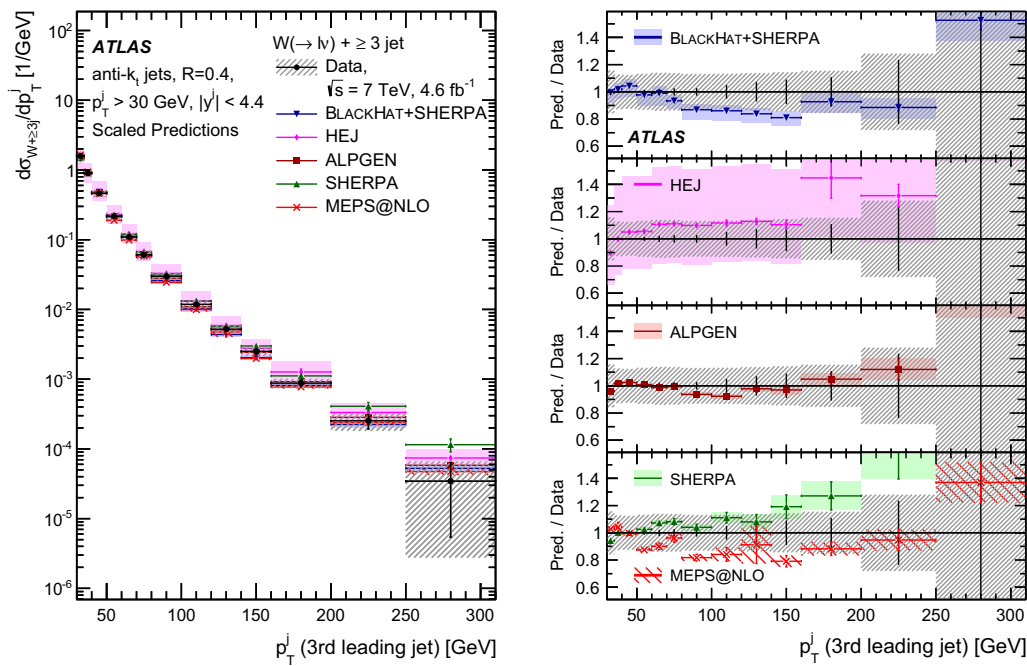
**Fig. 10** Cross section for the production of  $W +$  jets as a function of the leading-jet  $p_T$  in  $N_{\text{jets}} \geq 3$  events. For the data, the statistical uncertainties are shown by the vertical bars, and the combined statistical and systematic uncertainties are shown by the black-hashed regions. The data are compared to predictions from BLACKHAT+SHERPA, HEJ, ALPGEN, SHERPA and MEPS@NLO. The left-hand plot shows the

differential cross sections and the right-hand plot shows the ratios of the predictions to the data. As described in Sect. 8.1, the theoretical predictions have been scaled in order to compare the shapes of the distributions. The theoretical uncertainties, which differ for the various predictions, are described in Sect. 7



**Fig. 11** Cross section for the production of  $W +$  jets as a function of the second leading-jet  $p_T$  in  $N_{\text{jets}} \geq 2$  events. For the data, the statistical uncertainties are shown by the vertical bars, and the combined statistical and systematic uncertainties are shown by the black-hashed regions. The data are compared to predictions from BLACKHAT+SHERPA, HEJ, ALPGEN, SHERPA and MEPS@NLO. The left-hand plot shows the

differential cross sections and the right-hand plot shows the ratios of the predictions to the data. As described in Sect. 8.1, the theoretical predictions have been scaled in order to compare the shapes of the distributions. The theoretical uncertainties, which differ for the various predictions, are described in Sect. 7



**Fig. 12** Cross section for the production of  $W +$  jets as a function of the third leading-jet  $p_T$  in  $N_{\text{jets}} \geq 3$  events. For the data, the statistical uncertainties are shown by the vertical bars, and the combined statistical and systematic uncertainties are shown by the black-hashed regions. The data are compared to predictions from BLACKHAT+SHERPA, HEJ, ALPGEN, SHERPA and MEPS@NLO. The left-hand plot shows the

differential cross sections and the right-hand plot shows the ratios of the predictions to the data. As described in Sect. 8.1, the theoretical predictions have been scaled in order to compare the shapes of the distributions. The theoretical uncertainties, which differ for the various predictions, are described in Sect. 7

verse momentum within the large uncertainties but have a different shape below 100 GeV. Similar to the leading-jet  $p_T$ , HEJ predicts a harder spectrum than present in the data.

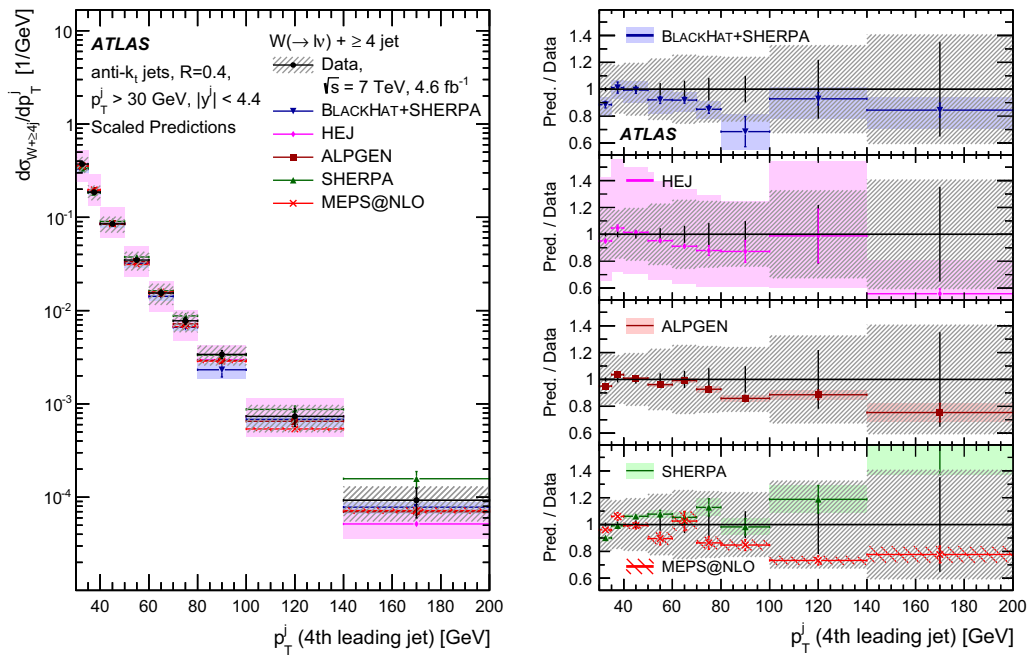
The differential cross sections as a function of the third leading-jet transverse momentum are shown in Fig. 12 for  $W + \geq 3$  jets. The predictions are in most cases within one standard deviation of the experimental uncertainties. The one exception is SHERPA, which starts to deviate from the data at high values of the jet  $p_T$ .

The differential cross sections as a function of the fourth leading-jet transverse momentum are shown in Fig. 13 for  $W + \geq 4$  jets. The HEJ predictions provide a better description here compared to that at lower jet multiplicities. With increasing jet multiplicity, it is more likely that the jets have a similar transverse momenta and that the most forward and backward jets have a larger rapidity separation; in this regime the approximations of HEJ work better. Taking into account the experimental uncertainties, ALPGEN and SHERPA describe the data fairly well but at large values of the jet  $p_T$  the two predictions have different trends with respect to the data. The BLACKHAT+SHERPA predictions lie below the data for the entire transverse momentum range; however, the difference is within the experimental uncertainties. The differential cross sections as a function of the fifth leading-jet transverse momentum are shown in Fig. 14 for

$W + \geq 5$  jets and the predictions are all within experimental uncertainties.

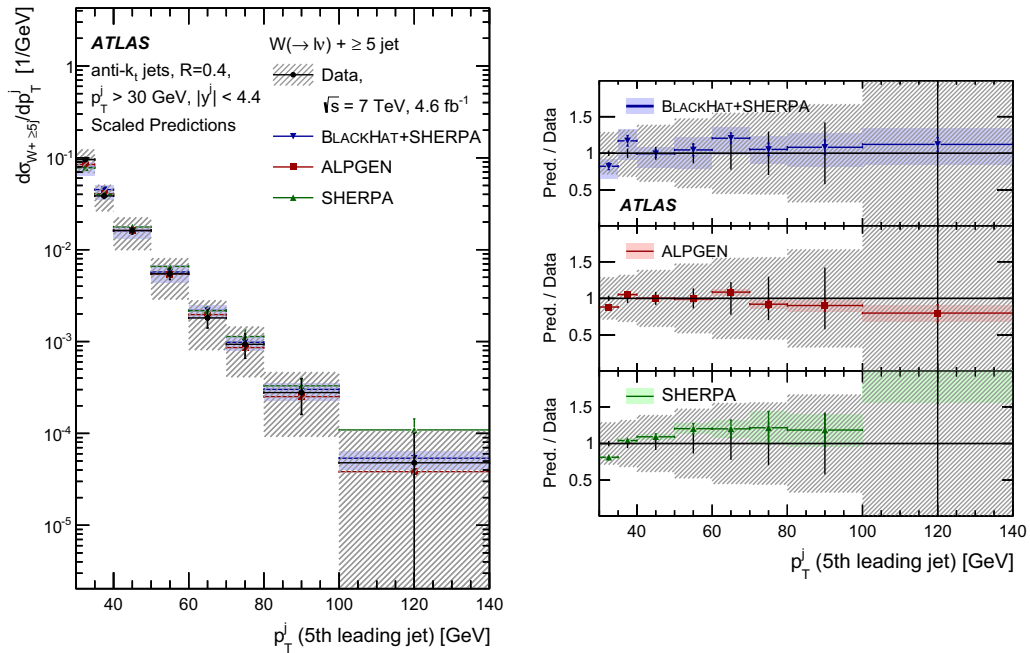
The differential cross sections as a function of the leading-jet rapidity are shown in Fig. 15 for  $W + \geq 1$ -jet events and the second leading-jet rapidity is shown in Fig. 16 for  $W + \geq 2$ -jets events. Overall there is good agreement between the predictions and the data. For  $W + \geq 1$ -jet events, the predictions from MEPS@NLO, SHERPA and to a much lesser extent BLACKHAT+SHERPA have a tendency to be higher than the data by one standard deviation of the experimental uncertainty at  $|y| > 3.5$ , while ALPGEN provides a better description. For  $W + \geq 2$ -jets events, similar results are observed although the agreement with the data is better. HEJ provides a good description over the full rapidity range. Similar trends are also seen in measurements by the DO collaboration [4]: SHERPA overestimates the data at high rapidities while ALPGEN provides a better description. Although ALPGEN uses a leading-order PDF, if the ALPGEN predictions are reweighted to the NLO PDF set CT10, there is no change in the level of agreement with data. An examination of the leading and second-leading jets in SHERPA at high rapidities indicates that these jets often originate from the parton shower and therefore disagreements between ALPGEN and SHERPA most likely arise from the difference in parton showering models. The jet rapidities for the higher jet multiplicities are shown in Appendix B.





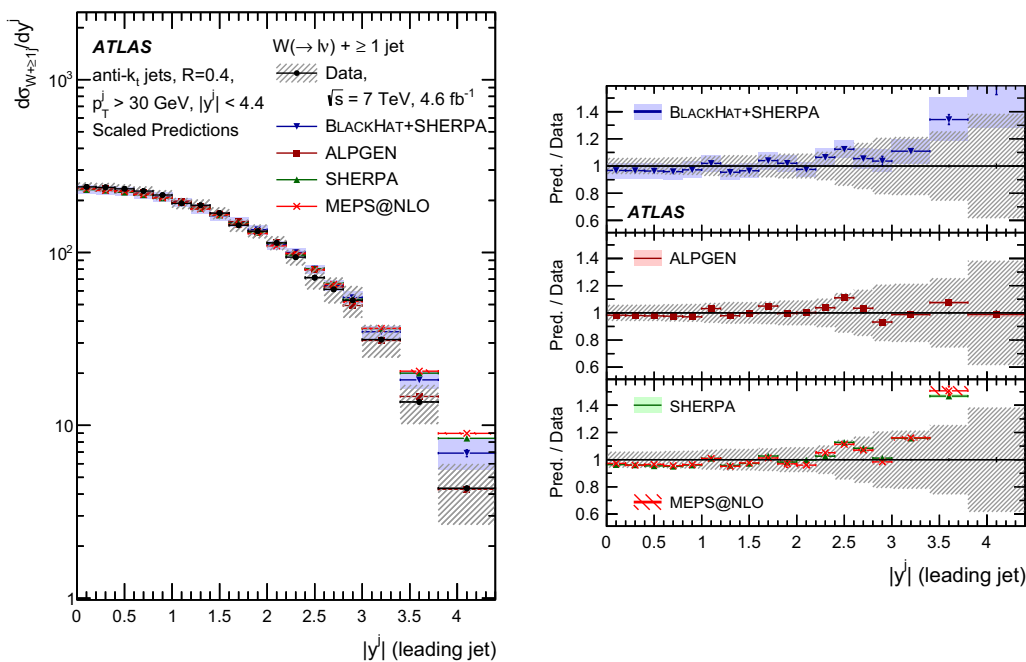
**Fig. 13** Cross section for the production of  $W +$  jets as a function of the fourth leading-jet  $p_T$  in  $N_{\text{jets}} \geq 4$  events. For the data, the statistical uncertainties are shown by the vertical bars, and the combined statistical and systematic uncertainties are shown by the black-hashed regions. The data are compared to predictions from BLACKHAT+SHERPA, HEJ, ALPGEN, SHERPA and MEPS@NLO. The left-hand plot shows the

differential cross sections and the right-hand plot shows the ratios of the predictions to the data. As described in Sect. 8.1, the theoretical predictions have been scaled in order to compare the shapes of the distributions. The theoretical uncertainties, which differ for the various predictions, are described in Sect. 7



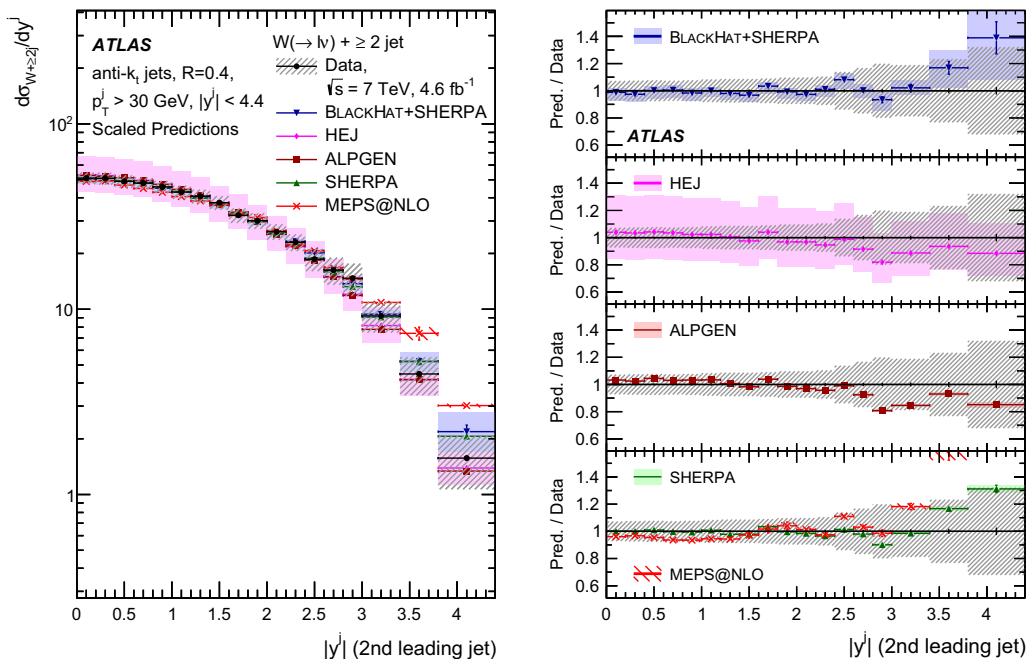
**Fig. 14** Cross section for the production of  $W +$  jets as a function of the fifth leading-jet  $p_T$  in  $N_{\text{jets}} \geq 5$  events. For the data, the statistical uncertainties are shown by the vertical bars, and the combined statistical and systematic uncertainties are shown by the black-hashed regions. The data are compared to predictions from BLACKHAT+SHERPA, ALPGEN, and SHERPA. The left-hand plot shows the differential cross sec-

tions and the right-hand plot shows the ratios of the predictions to the data. As described in Sect. 8.1, the theoretical predictions have been scaled in order to compare the shapes of the distributions. The theoretical uncertainties, which differ for the various predictions, are described in Sect. 7



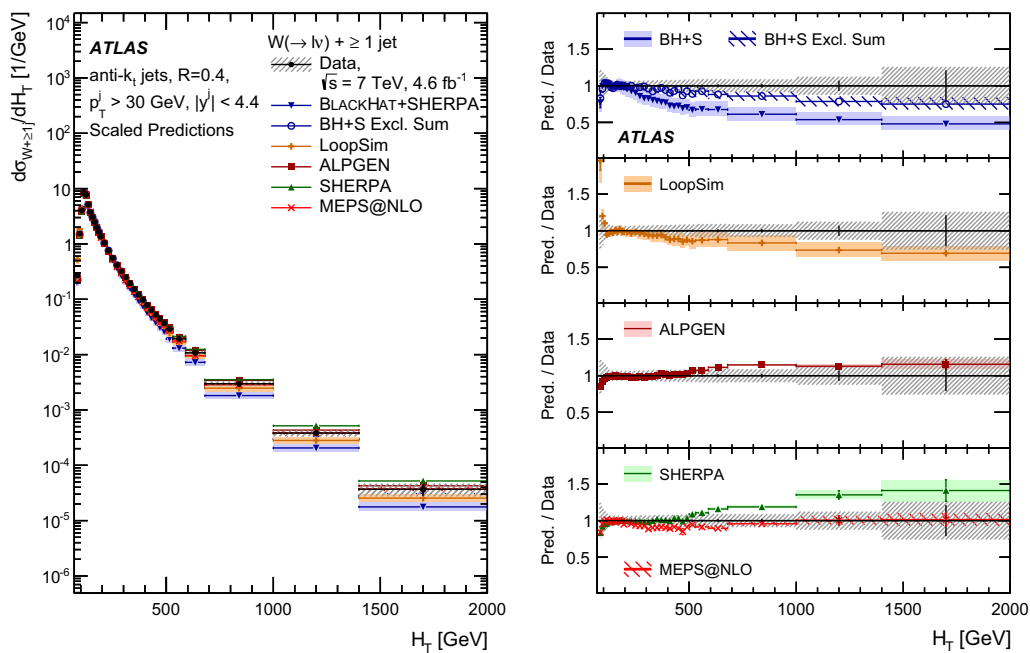
**Fig. 15** Cross section for the production of  $W +$  jets as a function of the leading-jet rapidity in  $N_{\text{jets}} \geq 1$  events. For the data, the statistical uncertainties are shown by the vertical bars, and the combined statistical and systematic uncertainties are shown by the black-hashed regions. The data are compared to predictions from BLACKHAT+SHERPA, ALPGEN, SHERPA and MEPS@NLO. The left-hand plot shows the differ-

ential cross sections and the right-hand plot shows the ratios of the predictions to the data. As described in Sect. 8.1, the theoretical predictions have been scaled in order to compare the shapes of the distributions. The theoretical uncertainties, which differ for the various predictions, are described in Sect. 7



**Fig. 16** Cross section for the production of  $W +$  jets as a function of the second leading-jet rapidity in  $N_{\text{jets}} \geq 2$  events. For the data, the statistical uncertainties are shown by the vertical bars, and the combined statistical and systematic uncertainties are shown by the black-hashed regions. The data are compared to predictions from BLACKHAT+SHERPA, HEJ, ALPGEN, SHERPA and MEPS@NLO. The left-

hand plot shows the differential cross sections and the right-hand plot shows the ratios of the predictions to the data. As described in Sect. 8.1, the theoretical predictions have been scaled in order to compare the shapes of the distributions. The theoretical uncertainties, which differ for the various predictions, are described in Sect. 7



**Fig. 17** Cross section for the production of  $W + \text{jets}$  as a function of the  $H_T$  in  $N_{\text{jets}} \geq 1$  events. For the data, the statistical uncertainties are shown by the *vertical bars*, and the combined statistical and systematic uncertainties are shown by the *black-hashed regions*. The data are compared to predictions from BLACKHAT+SHERPA, BLACKHAT+SHERPA including the exclusive summing, LoopSim, ALPGEN, SHERPA and MEPS@NLO. BH+S is an abbreviation for BLACK-

HAT+SHERPA. The *left-hand plot* shows the differential cross sections and the *right-hand plot* shows the ratios of the predictions to the data. As described in Sect. 8.1, the theoretical predictions have been scaled in order to compare the shapes of the distributions. The theoretical uncertainties, which differ for the various predictions, are described in Sect. 7

### 8.3 Scalar sums

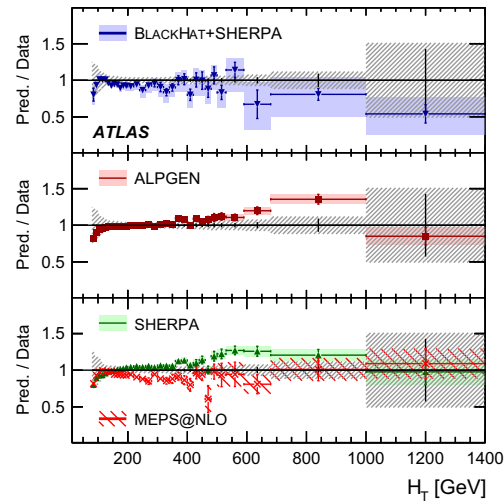
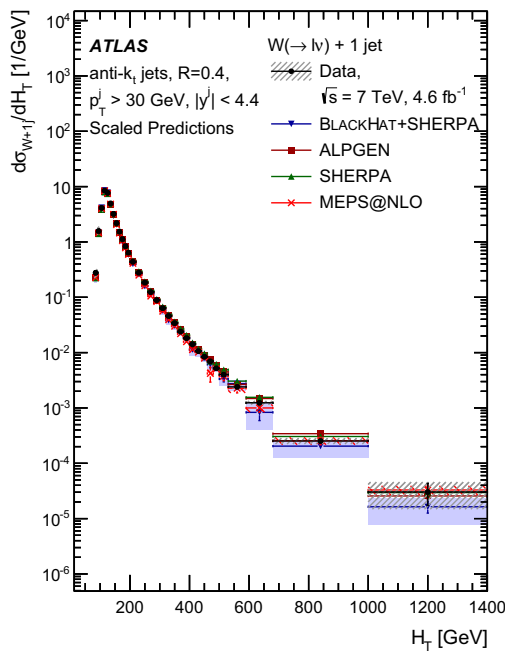
The differential cross sections as a function of the  $H_T$  are shown in Fig. 17 for  $N_{\text{jets}} \geq 1$  and in Fig. 18 for  $N_{\text{jets}} = 1$ . For both cases, ALPGEN and SHERPA tend to be higher than the data at  $H_T > 600 \text{ GeV}$ . The predictions from BLACKHAT+SHERPA are lower than the data for  $N_{\text{jets}} \geq 1$  and in better agreement for exactly one jet. Better agreement with the data is provided by the BLACKHAT+SHERPA exclusive sums and LoopSim predictions, while MEPS@NLO agrees well with the data above 200 GeV. The BLACKHAT+SHERPA exclusive sums and LoopSim predictions are similar to each other at high  $H_T$ . This is one of the kinematic variables where the importance of subprocesses such as  $qq \rightarrow qq + W$  (dijet production followed by emission of a  $W$  boson from one of the quarks) is most important [63]. The influence of such final states is reduced when the exclusive one-jet cut is applied, and this is exactly where there is better agreement with the BLACKHAT+SHERPA predictions.

The higher jet multiplicities are shown in Figs. 19, 20, 21, 22, 23 and 24. The data are, in general, in good agreement with the theoretical predictions, especially the predictions of BLACKHAT+SHERPA, MEPS@NLO and in some cases

ALPGEN. Both the HEJ and SHERPA predictions tend to be above the data at high  $H_T$  but the size of the deviations decreases at higher jet multiplicities. The differential cross sections as a function of the  $S_T$ , where  $S_T$  is defined as the summed scalar  $p_T$  of all the jets in the event, are shown in Appendix B and yield similar conclusions, although agreement of the theory with the data is better at low  $S_T$  than at low  $H_T$ .

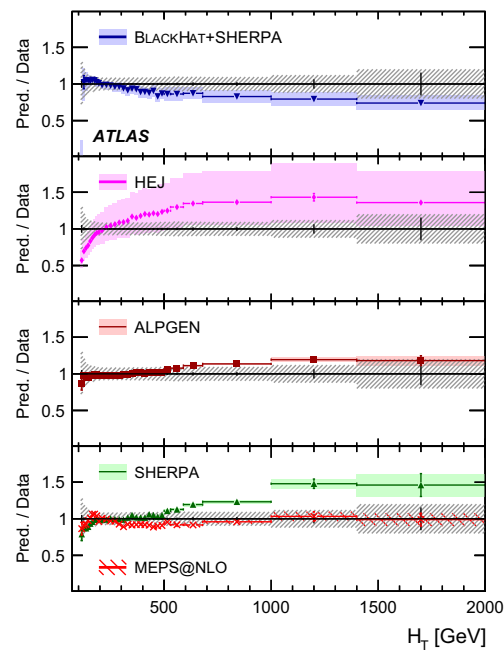
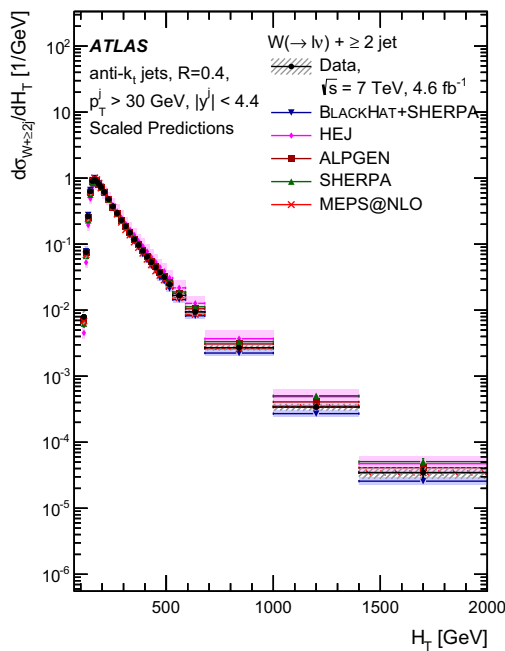
### 8.4 Jet angular variables

Figure 25 shows the differential cross sections as a function of the difference in the azimuthal angle ( $\Delta\phi_{j_1, j_2}$ ) and Fig. 26 shows the differential cross sections as a function of the difference in the rapidity ( $\Delta y_{j_1, j_2}$ ) between the two leading jets in events with at least two jets. The cross sections as a function of the angular separation ( $\Delta R_{j_1, j_2}$ ) are shown in Fig. 27 and as a function of the dijet invariant mass in Fig. 28. These measurements are tests of hard parton radiation at large angles and matrix element/parton shower matching schemes. Jet production in the forward region can also be very sensitive to the tuning of the underlying event contribution.



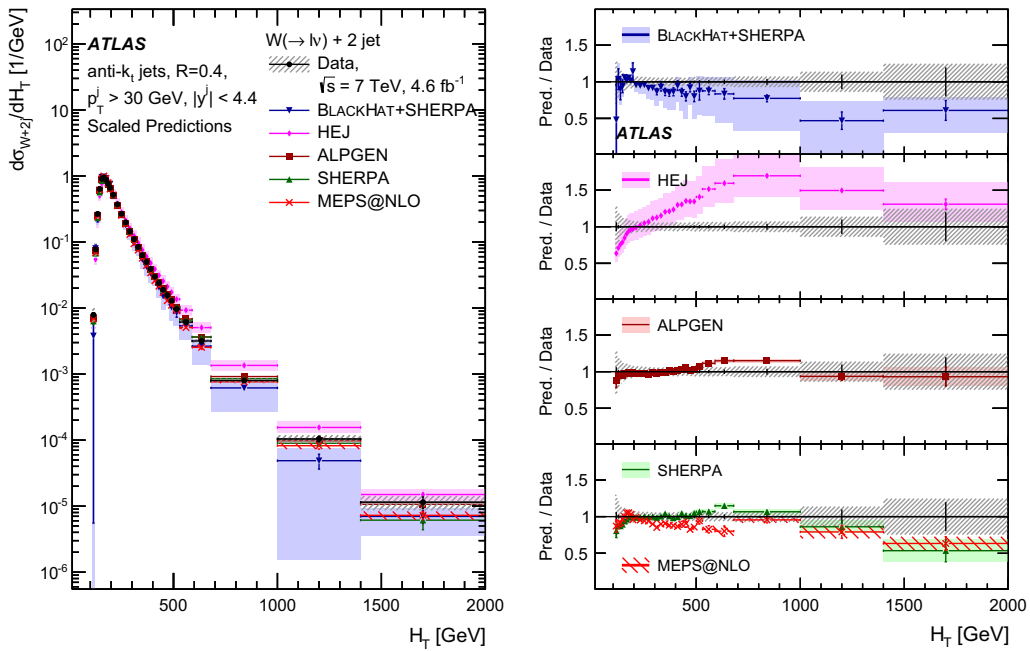
**Fig. 18** Cross section for the production of  $W +$  jets as a function of the  $H_T$  in  $N_{\text{jets}} = 1$  events. For the data, the statistical uncertainties are shown by the vertical bars, and the combined statistical and systematic uncertainties are shown by the black-hashed regions. The data are compared to predictions from BLACKHAT+SHERPA, ALPGEN, SHERPA and MEPS@NLO. The left-hand plot shows the differential cross section

and the right-hand plot shows the ratios of the predictions to the data. As described in Sect. 8.1, the theoretical predictions have been scaled in order to compare the shapes of the distributions. The theoretical uncertainties, which differ for the various predictions, are described in Sect. 7



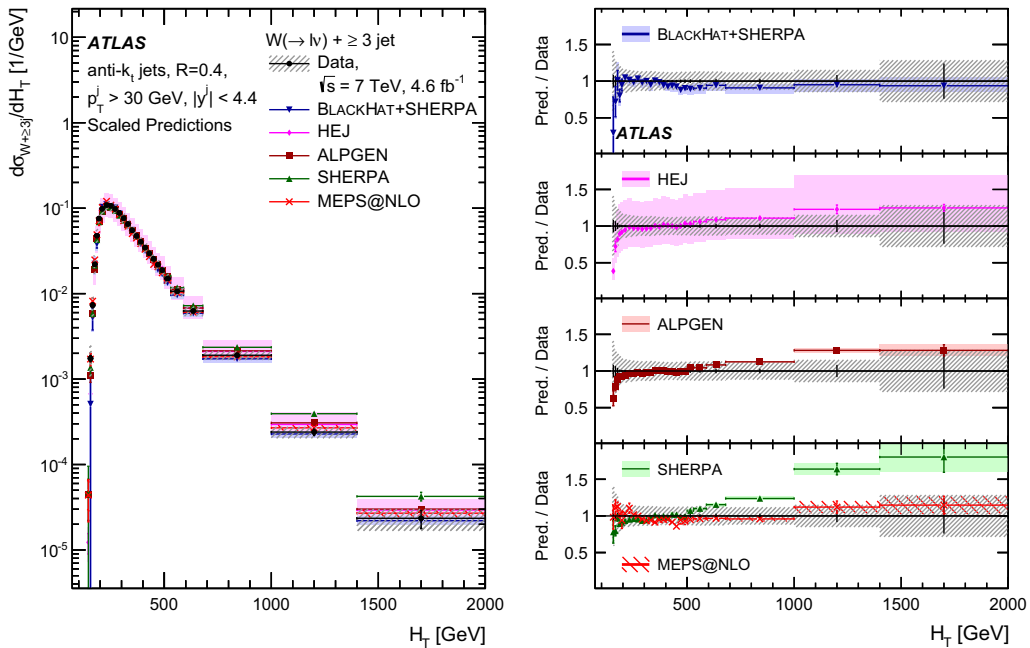
**Fig. 19** Cross section for the production of  $W +$  jets as a function of the  $H_T$  in  $N_{\text{jets}} \geq 2$  events. For the data, the statistical uncertainties are shown by the vertical bars, and the combined statistical and systematic uncertainties are shown by the black-hashed regions. The data are compared to predictions from BLACKHAT+SHERPA, HEJ, ALPGEN, SHERPA and MEPS@NLO. The left-hand plot shows the differential

cross sections and the right-hand plot shows the ratios of the predictions to the data. As described in Sect. 8.1, the theoretical predictions have been scaled in order to compare the shapes of the distributions. The theoretical uncertainties, which differ for the various predictions, are described in Sect. 7



**Fig. 20** Cross section for the production of  $W +$  jets as a function of the  $H_T$  in  $N_{\text{jets}} = 2$  events. For the data, the statistical uncertainties are shown by the vertical bars, and the combined statistical and systematic uncertainties are shown by the black-hashed regions. The data are compared to predictions from BLACKHAT+SHERPA, HEJ, ALPGEN, SHERPA and MEPS@NLO. The left-hand plot shows the differential

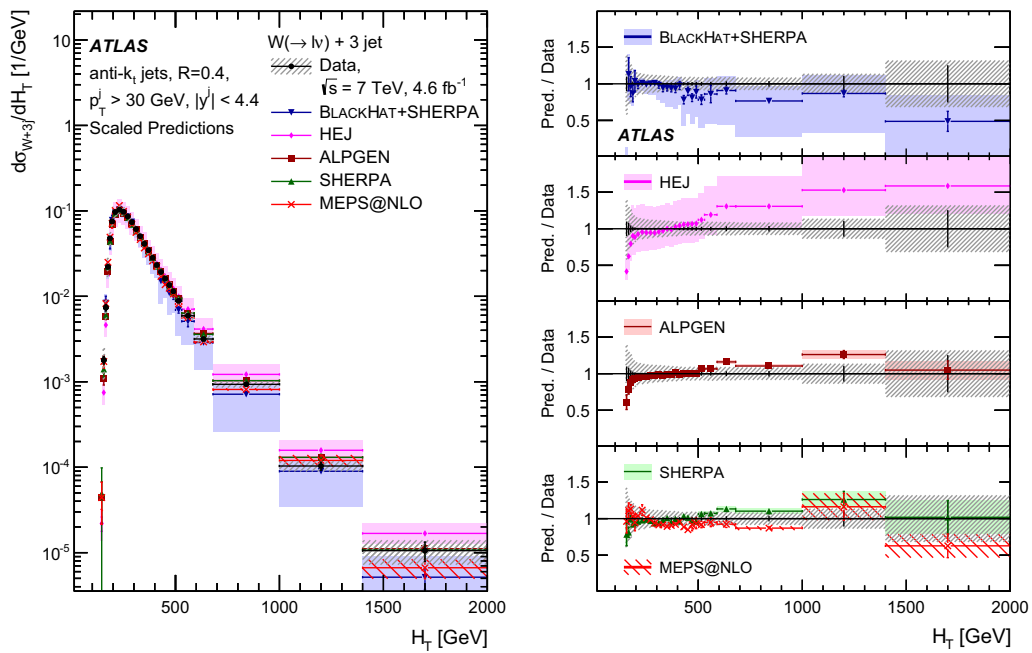
cross sections and the right-hand plot shows the ratios of the predictions to the data. As described in Sect. 8.1, the theoretical predictions have been scaled in order to compare the shapes of the distributions. The theoretical uncertainties, which differ for the various predictions, are described in Sect. 7



**Fig. 21** Cross section for the production of  $W +$  jets as a function of the  $H_T$  in  $N_{\text{jets}} \geq 3$  events. For the data, the statistical uncertainties are shown by the vertical bars, and the combined statistical and systematic uncertainties are shown by the black-hashed regions. The data are compared to predictions from BLACKHAT+SHERPA, HEJ, ALPGEN, SHERPA and MEPS@NLO. The left-hand plot shows the differential

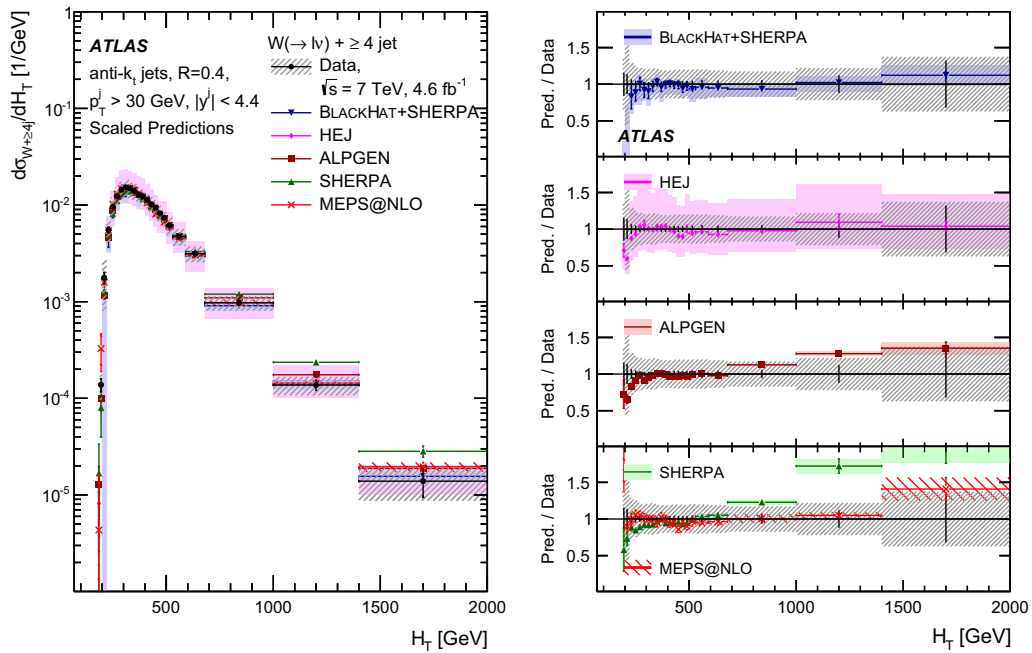
cross sections and the right-hand plot shows the ratios of the predictions to the data. As described in Sect. 8.1, the theoretical predictions have been scaled in order to compare the shapes of the distributions. The theoretical uncertainties, which differ for the various predictions, are described in Sect. 7





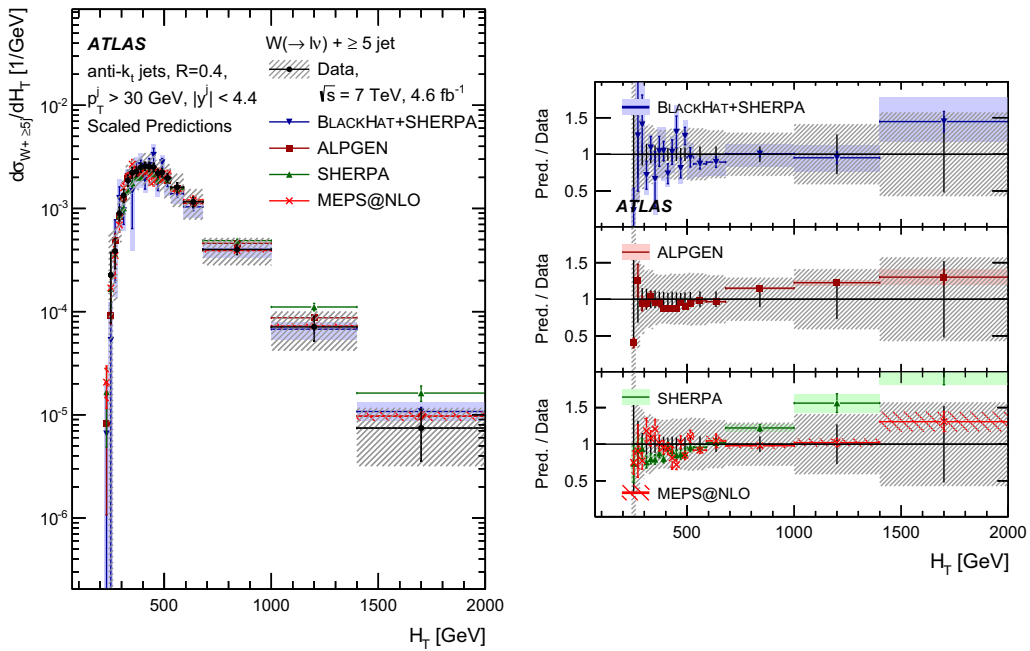
**Fig. 22** Cross section for the production of  $W +$  jets as a function of the  $H_T$  in  $N_{\text{jets}} = 3$  events. For the data, the statistical uncertainties are shown by the vertical bars, and the combined statistical and systematic uncertainties are shown by the black-hashed regions. The data are compared to predictions from BLACKHAT+SHERPA, HEJ, ALPGEN, SHERPA and MEPS@NLO. The left-hand plot shows the differential

cross sections and the right-hand plot shows the ratios of the predictions to the data. As described in Sect. 8.1, the theoretical predictions have been scaled in order to compare the shapes of the distributions. The theoretical uncertainties, which differ for the various predictions, are described in Sect. 7



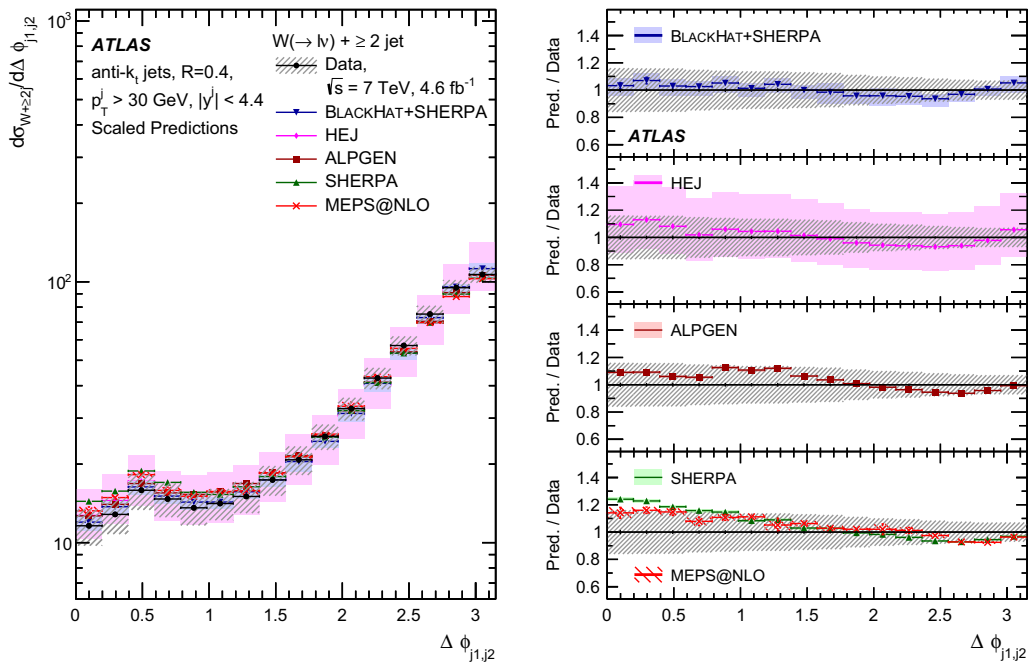
**Fig. 23** Cross section for the production of  $W +$  jets as a function of the  $H_T$  in  $N_{\text{jets}} \geq 4$  events. For the data, the statistical uncertainties are shown by the vertical bars, and the combined statistical and systematic uncertainties are shown by the black-hashed regions. The data are compared to predictions from BLACKHAT+SHERPA, HEJ, ALPGEN, SHERPA and MEPS@NLO. The left-hand plot shows the differential

cross sections and the right-hand plot shows the ratios of the predictions to the data. As described in Sect. 8.1, the theoretical predictions have been scaled in order to compare the shapes of the distributions. The theoretical uncertainties, which differ for the various predictions, are described in Sect. 7



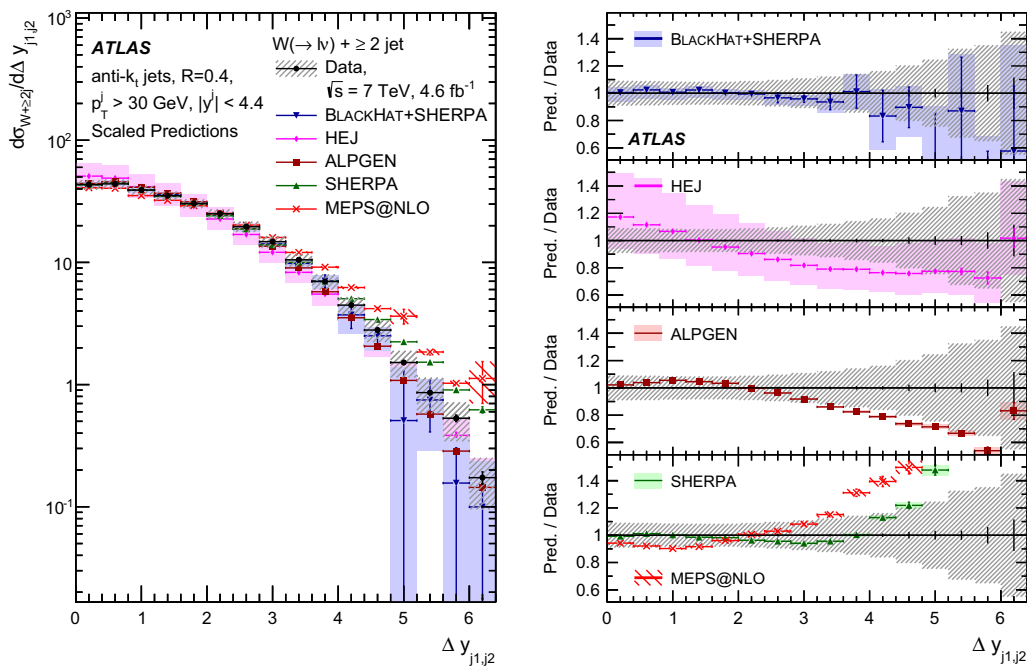
**Fig. 24** Cross section for the production of  $W +$  jets as a function of the  $H_T$  in  $N_{\text{jets}} \geq 5$  events. For the data, the statistical uncertainties are shown by the vertical bars, and the combined statistical and systematic uncertainties are shown by the black-hashed regions. The data are compared to predictions from BLACKHAT+SHERPA, ALPGEN, SHERPA and MEPS@NLO. The left-hand plot shows the differential cross sec-

tions and the right-hand plot shows the ratios of the predictions to the data. As described in Sect. 8.1, the theoretical predictions have been scaled in order to compare the shapes of the distributions. The theoretical uncertainties, which differ for the various predictions, are described in Sect. 7



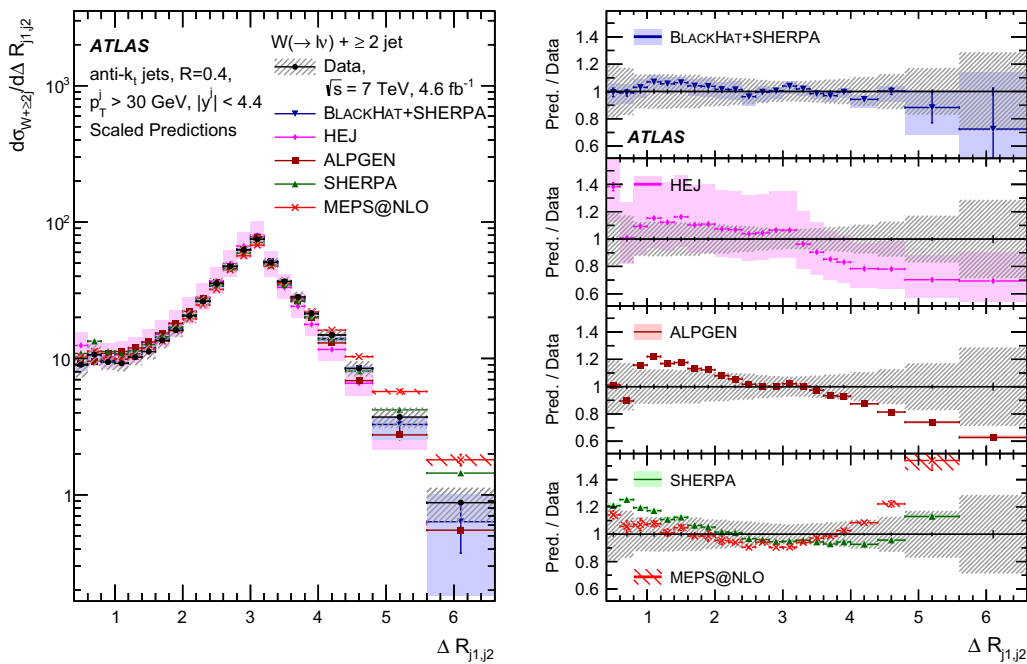
**Fig. 25** Cross section for the production of  $W +$  jets as a function of the difference in the azimuthal angle between the two leading jets in  $N_{\text{jets}} \geq 2$  events. For the data, the statistical uncertainties are shown by the vertical bars, and the combined statistical and systematic uncertainties are shown by the black-hashed regions. The data are compared to predictions from BLACKHAT+SHERPA, HEJ, ALPGEN, SHERPA and

MEPS@NLO. The left-hand plot shows the differential cross sections and the right-hand plot shows the ratios of the predictions to the data. As described in Sect. 8.1, the theoretical predictions have been scaled in order to compare the shapes of the distributions. The theoretical uncertainties, which differ for the various predictions, are described in Sect. 7



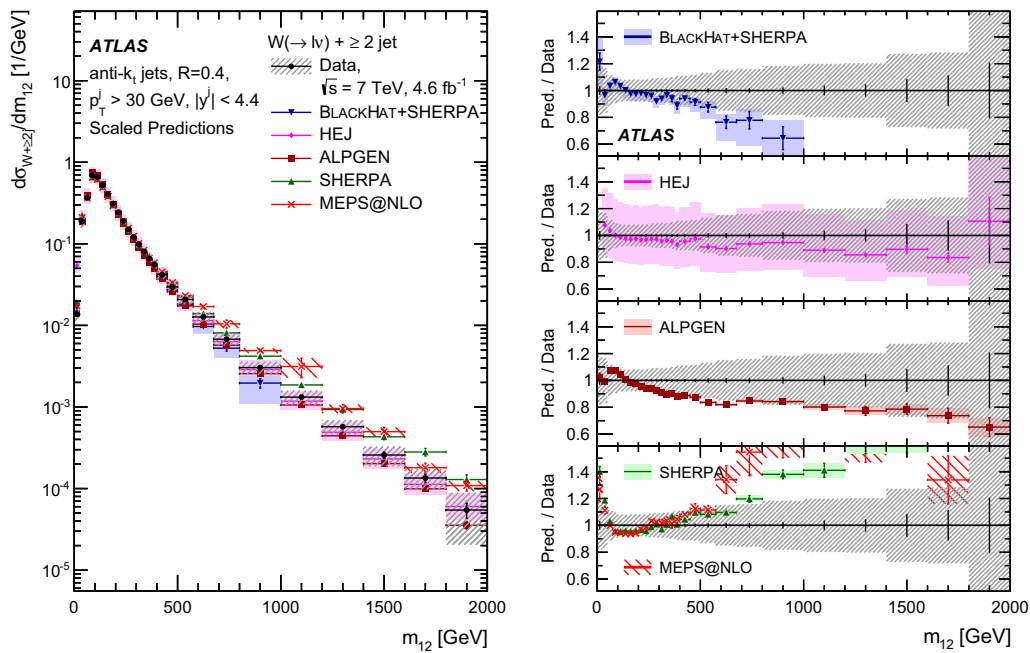
**Fig. 26** Cross section for the production of  $W +$  jets as a function of the difference in the rapidity between the two leading jets in  $N_{\text{jets}} \geq 2$  events. For the data, the statistical uncertainties are shown by the vertical bars, and the combined statistical and systematic uncertainties are shown by the black-hashed regions. The data are compared to predictions from BLACKHAT+SHERPA, HEJ, ALPGEN, SHERPA and

MEPS@NLO. The left-hand plot shows the differential cross sections and the right-hand plot shows the ratios of the predictions to the data. As described in Sect. 8.1, the theoretical predictions have been scaled in order to compare the shapes of the distributions. The theoretical uncertainties, which differ for the various predictions, are described in Sect. 7



**Fig. 27** Cross section for the production of  $W +$  jets as a function of the angular separation between the two leading jets in  $N_{\text{jets}} \geq 2$  events. For the data, the statistical uncertainties are shown by the vertical bars, and the combined statistical and systematic uncertainties are shown by the black-hashed regions. The data are compared to predictions from BLACKHAT+SHERPA, HEJ, ALPGEN, SHERPA and MEPS@NLO.

The left-hand plot shows the differential cross sections and the right-hand plot shows the ratios of the predictions to the data. As described in Sect. 8.1, the theoretical predictions have been scaled in order to compare the shapes of the distributions. The theoretical uncertainties, which differ for the various predictions, are described in Sect. 7



**Fig. 28** Cross section for the production of  $W +$  jets as a function of the dijet invariant mass ( $m_{12}$ ) between the two leading jets in  $N_{\text{jets}} \geq 2$  events. For the data, the statistical uncertainties are shown by the vertical bars, and the combined statistical and systematic uncertainties are shown by the black-hashed regions. The data are compared to predictions from BLACKHAT+SHERPA, HEJ, ALPGEN, SHERPA and

MEPS@NLO. The left-hand plot shows the differential cross sections and the right-hand plot shows the ratios of the predictions to the data. As described in Sect. 8.1, the theoretical predictions have been scaled in order to compare the shapes of the distributions. The theoretical uncertainties, which differ for the various predictions, are described in Sect. 7

The differential cross sections as a function of the  $\Delta\phi_{j1,j2}$  are fairly well modelled by BLACKHAT+SHERPA, HEJ, ALPGEN and SHERPA. For predictions of  $\Delta y_{j1,j2}$ , BLACKHAT+SHERPA models the data well while ALPGEN underestimates the number of events with very large jet separation and the SHERPA and MEPS@NLO predictions overestimate the number of events. This is also reflected in the predictions of  $\Delta R_{j1,j2}$  where both ALPGEN and SHERPA have different shapes especially at large values of  $\Delta R_{j1,j2}$ . ALPGEN underestimates the number of jets with large separation whereas SHERPA models the large rapidity intervals better but tends to overestimate the number of close-by jets. BLACKHAT+SHERPA shows a similar trend as in the predictions for  $\Delta y_{j1,j2}$  but is within the experimental uncertainties. For both variables HEJ underestimates the data for jets with large separation.

The SHERPA and MEPS@NLO predictions fail to model well the region with large values of the dijet invariant mass and overestimate the cross sections. In comparison, the ALPGEN predictions underestimate the cross section by one standard deviation of experimental uncertainty. BLACKHAT+SHERPA also shows indications of underestimating the number of events at high masses. The HEJ predictions provide a good description of the dijet invariant mass.

## 9 Summary

In this paper, results are presented for the production of a  $W$  boson plus jets, measured in proton–proton collisions at  $\sqrt{s} = 7$  TeV with the ATLAS experiment at the LHC. Final states with up to seven jets are measured, with comparisons to precision NLO QCD predictions for up to five jets. With an integrated luminosity of  $4.6 \text{ fb}^{-1}$ , this data set allows an exploration of a large kinematic range, including jet production up to a transverse momentum of 1 TeV.

The data are compared to a variety of theoretical predictions, at both leading order and next-to-leading order and the results presented are, with some exceptions, in good agreement. However there is currently no theoretical prediction that is able to provide an accurate description of the data for all measured differential cross sections. Fixed-order predictions, such as BLACKHAT+SHERPA, provide overall a good description of the data, but have greater difficulty describing variables such as  $H_T$  or  $S_T$  in kinematic regions where the dominant production mechanism is dijet production, followed by the emission of a  $W$  boson from one of the quarks. Here better agreement is provided by extensions to fixed-order predictions, such as LoopSim or the BLACKHAT+SHERPA exclusive sums method, or by formalisms that naturally include higher-order matrix element informa-

tion within a Monte Carlo parton shower formalism, such as MEPS@NLO. The predictions of HEJ agree better with the data in regions where there is a large jet multiplicity and/or the jets tend to be separated by a wider rapidity interval. The leading-order matrix element calculations of ALPGEN and SHERPA provide a good description of the data for most differential cross sections but fail to describe jets with large rapidities and large angular separations.

The data presented in this paper, for  $W$  production in association with jets, will allow a better quantitative understanding of perturbative QCD as well as future comparisons to predictions which include EWK corrections.

**Acknowledgments** We thank CERN for the very successful operation of the LHC, as well as the support staff from our institutions without whom ATLAS could not be operated efficiently. We acknowledge the support of ANPCyT, Argentina; YerPhI, Armenia; ARC, Australia; BMWFW and FWF, Austria; ANAS, Azerbaijan; SSTC, Belarus; CNPq and FAPESP, Brazil; NSERC, NRC and CFI, Canada; CERN; CONICYT, Chile; CAS, MOST and NSFC, China; COLCIENCIAS, Colombia; MSMT CR, MPO CR and VSC CR, Czech Republic; DNRF, DNSRC and Lundbeck Foundation, Denmark; EPLANET, ERC and NSRF, European Union; IN2P3-CNRS, CEA-DSM/IRFU, France; GNSF, Georgia; BMBF, DFG, HGF, MPG and AvH Foundation, Germany; GSRT and NSRF, Greece; ISF, MINERVA, GIF, DIP and Benoziyo Center, Israel; INFN, Italy; MEXT and JSPS,

Japan; CNRST, Morocco; FOM and NWO, Netherlands; BRF and RCN, Norway; MNiSW, Poland; GRICES and FCT, Portugal; MERYS (MECTS), Romania; MES of Russia and ROSATOM, Russian Federation; JINR; MSTB, Serbia; MSSR, Slovakia; ARRS and MVZT, Slovenia; DST/NRF, South Africa; MICINN, Spain; SRC and Wallenberg Foundation, Sweden; SER, SNSF and Cantons of Bern and Geneva, Switzerland; NSC, Taiwan; TAEK, Turkey; STFC, the Royal Society and Leverhulme Trust, UK; DOE and NSF, United States of America. The crucial computing support from all WLCG partners is acknowledged gratefully, in particular from CERN and the ATLAS Tier-1 facilities at TRIUMF (Canada), NDGF (Denmark, Norway, Sweden), CC-IN2P3 (France), KIT/GridKA (Germany), INFN-CNAF (Italy), NL-T1 (Netherlands), PIC (Spain), ASGC (Taiwan), RAL (UK) and BNL (USA) and in the Tier-2 facilities worldwide.

**Open Access** This article is distributed under the terms of the Creative Commons Attribution License which permits any use, distribution, and reproduction in any medium, provided the original author(s) and the source are credited.

Funded by SCOAP<sup>3</sup> / License Version CC BY 4.0.

## Appendix A: Scale factors for theoretical predictions

See Table 7.

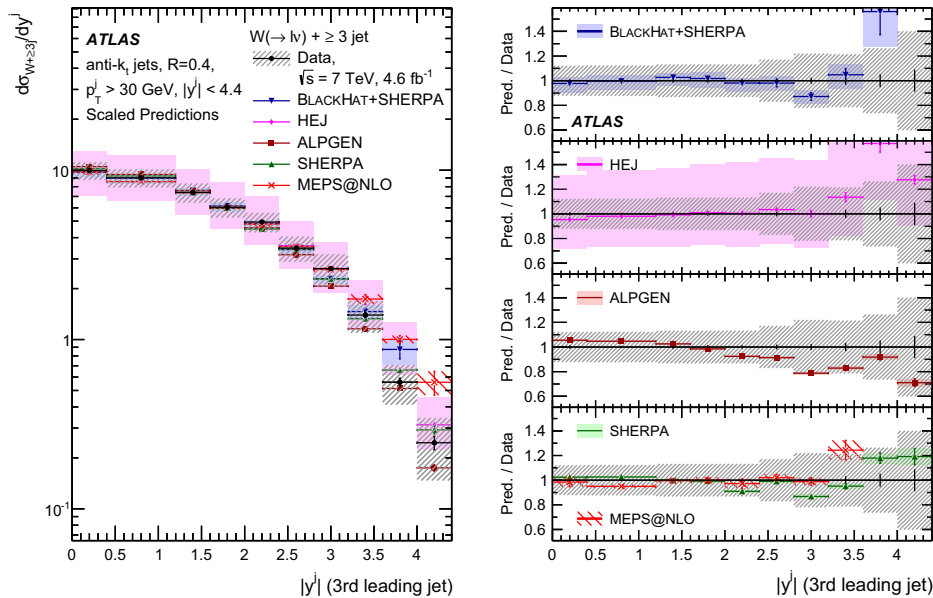
**Table 7** Summary of the scale factors applied to the theoretical predictions in the differential cross-section distributions

$N_{\text{jet}}$	$\geq 1$	$= 1$	$\geq 2$	$= 2$	$\geq 3$	$= 3$	$\geq 4$	$\geq 5$
LoopSim	1.029	–	–	–	–	–	–	–
BLACKHAT+SHERPA	0.960	0.969	1.003	1.002	1.075	1.044	1.101	1.064
BLACKHAT+SHERPA ex. sum.	0.960	–	–	–	–	–	–	–
HEJ	–	–	0.960	0.932	1.091	1.123	0.968	–
MEPS@NLO	1.099	1.105	1.094	1.095	1.103	1.094	1.146	1.183
ALPGEN	0.940	0.945	0.936	0.935	0.946	0.946	0.960	0.856
SHERPA	0.925	0.939	0.892	0.880	0.948	0.919	1.074	1.209



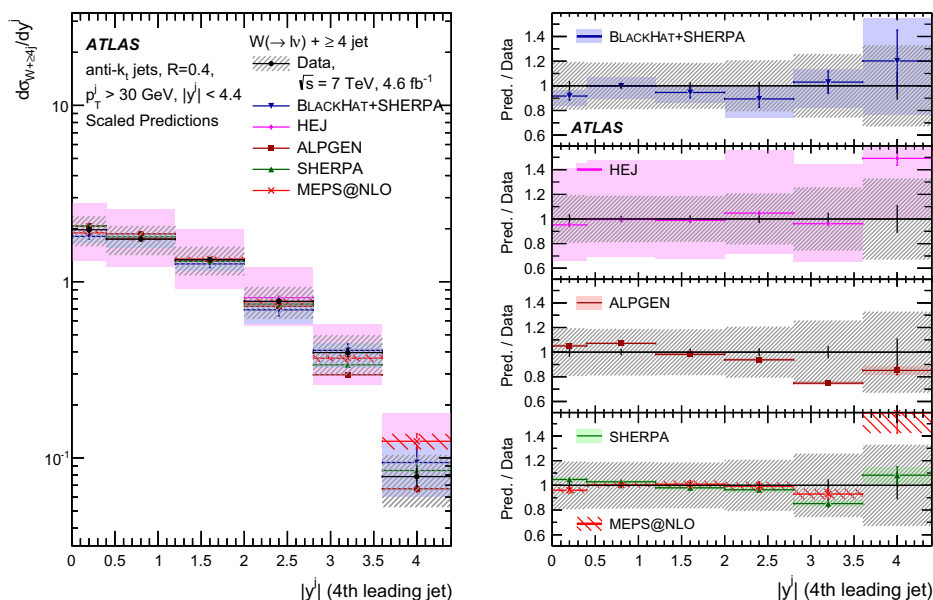
**Appendix B: Additional jet-rapidity and  $S_T$  distributions**

See Figs. 29, 30, 31, 32, 33, 34, 35, 36, 37 and 38 .



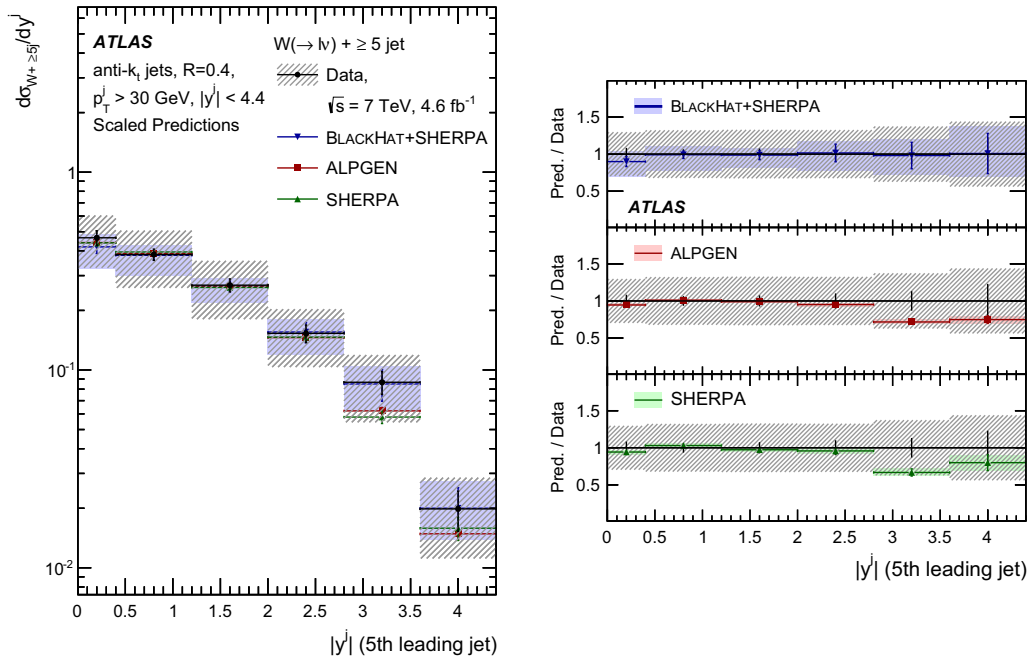
**Fig. 29** Cross section for the production of  $W +$  jets as a function of the third leading jet rapidity in  $N_{\text{jets}} \geq 3$  events. For the data, the statistical uncertainties are shown by the vertical bars, and the combined statistical and systematic uncertainties are shown by the black-hashed regions. The data are compared to predictions from BLACKHAT+SHERPA, HEJ, ALPGEN, SHERPA and MEPS@NLO. The left-

hand plot shows the differential cross sections and the right-hand plot shows the ratios of the predictions to the data. As described in Sect. 8.1, the theoretical predictions have been scaled in order to compare the shapes of the distributions. The theoretical uncertainties, which differ for the various predictions, are described in Sect. 7



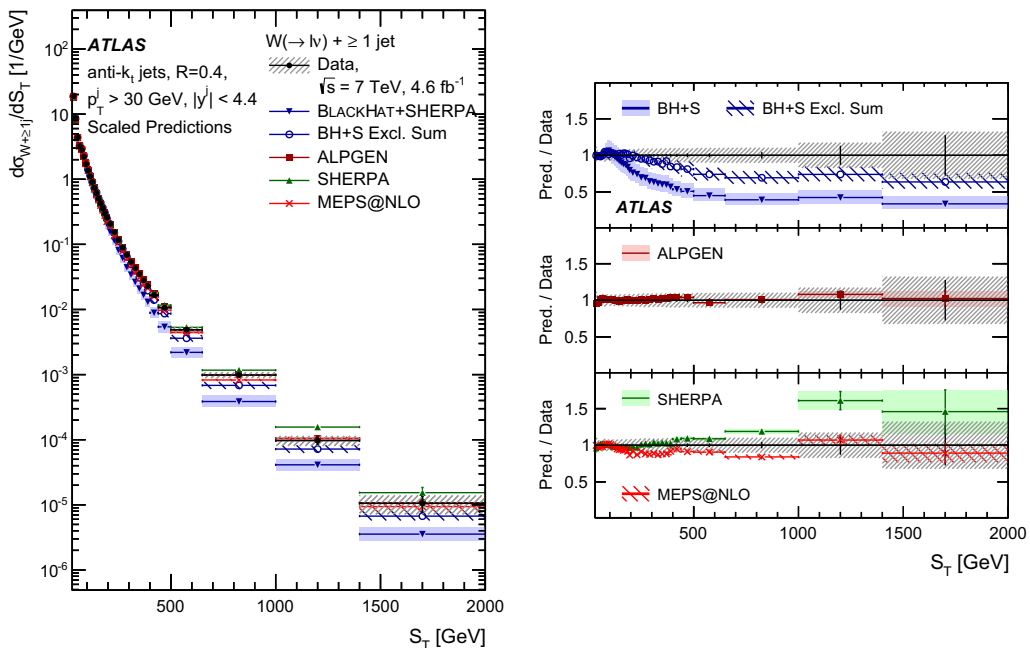
**Fig. 30** Cross section for the production of  $W +$  jets as a function of the fourth leading jet rapidity in  $N_{\text{jets}} \geq 4$  events. For the data, the statistical uncertainties are shown by the vertical bars, and the combined statistical and systematic uncertainties are shown by the black-hashed regions. The data are compared to predictions from BLACKHAT+SHERPA, HEJ, ALPGEN, SHERPA and MEPS@NLO. The left-

hand plot shows the differential cross sections and the right-hand plot shows the ratios of the predictions to the data. As described in Sect. 8.1, the theoretical predictions have been scaled in order to compare the shapes of the distributions. The theoretical uncertainties, which differ for the various predictions, are described in Sect. 7



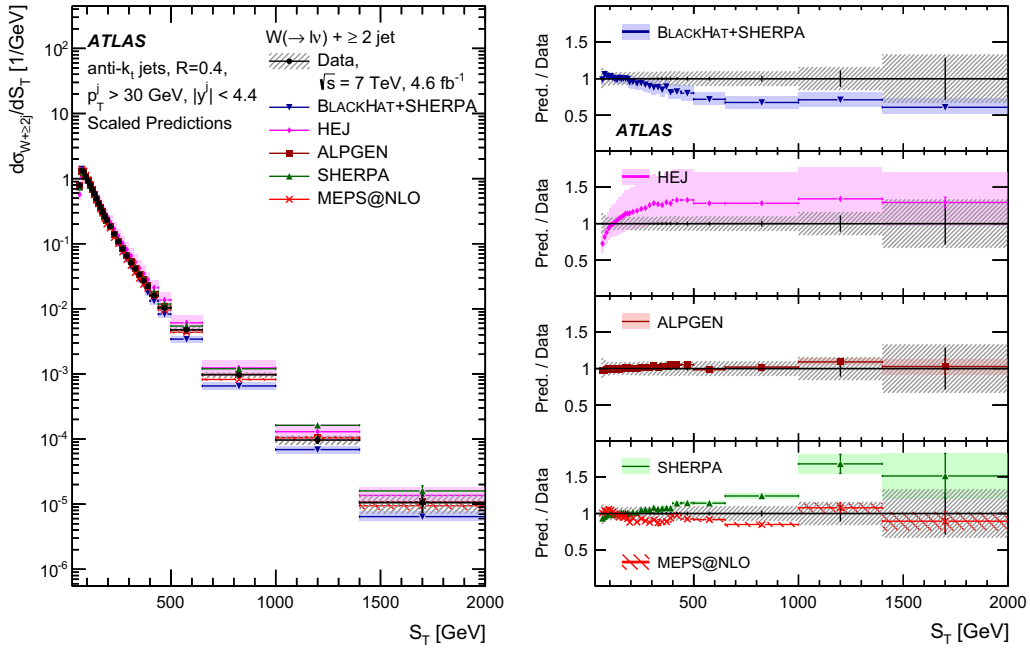
**Fig. 31** Cross section for the production of  $W +$  jets as a function of the fifth leading jet rapidity in  $N_{\text{jets}} \geq 5$  events. For the data, the statistical uncertainties are shown by the vertical bars, and the combined statistical and systematic uncertainties are shown by the black-hashed regions. The data are compared to predictions from BLACKHAT+SHERPA, ALPGEN, and SHERPA. The left-hand plot shows the

differential cross sections and the right-hand plot shows the ratios of the predictions to the data. As described in Sect. 8.1, the theoretical predictions have been scaled in order to compare the shapes of the distributions. The theoretical uncertainties, which differ for the various predictions, are described in Sect. 7



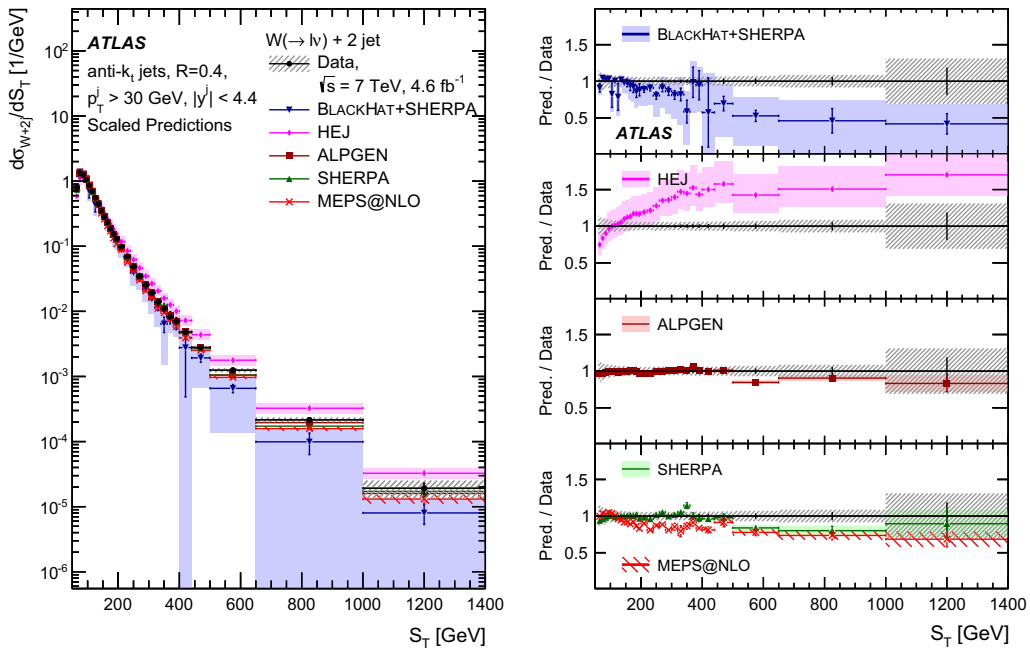
**Fig. 32** Cross section for the production of  $W +$  jets as a function of the  $S_T$  in  $N_{\text{jet}} \geq 1$  events. For the data, the statistical uncertainties are shown by the vertical bars, and the combined statistical and systematic uncertainties are shown by the black-hashed regions. The data are compared to predictions from BLACKHAT+SHERPA, BLACKHAT+SHERPA including the exclusive summing, ALPGEN, SHERPA

and MEPS@NLO. BH+S is an abbreviation for BLACKHAT+SHERPA. The left-hand plot shows the differential cross sections and the right-hand plot shows the ratios of the predictions to the data. As described in Sect. 8.1, the theoretical predictions have been scaled in order to compare the shapes of the distributions. The theoretical uncertainties, which differ for the various predictions, are described in Sect. 7



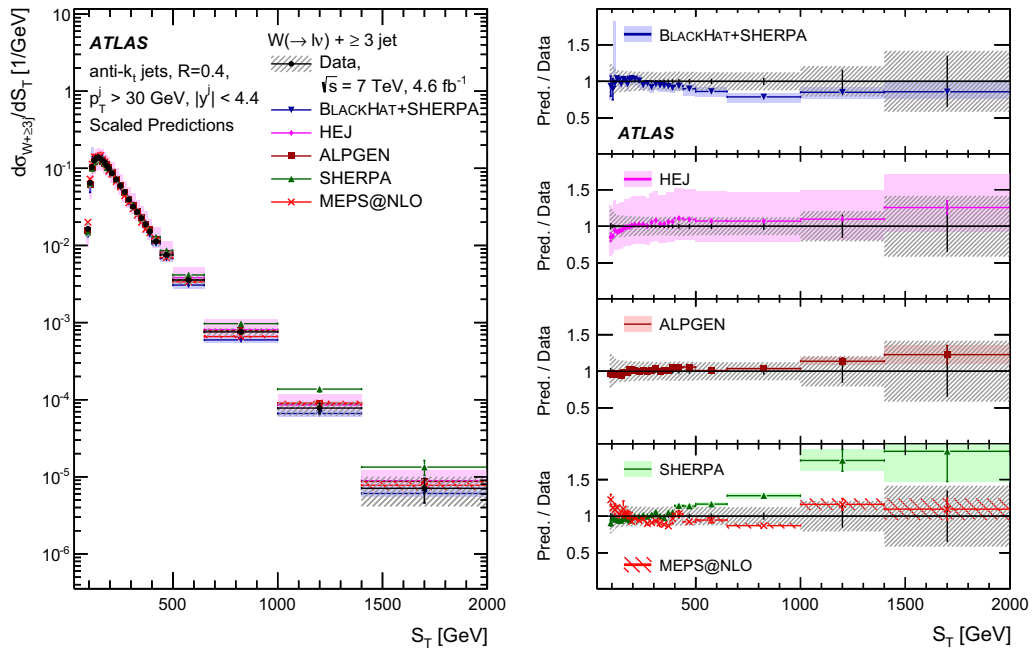
**Fig. 33** Cross section for the production of  $W +$  jets as a function of the  $S_T$  in  $N_{\text{jets}} \geq 2$  events. For the data, the statistical uncertainties are shown by the vertical bars, and the combined statistical and systematic uncertainties are shown by the black-hashed regions. The data are compared to predictions from BLACKHAT+SHERPA, HEJ, ALPGEN, SHERPA and MEPS@NLO. The left-hand plot shows the differential

cross sections and the right-hand plot shows the ratios of the predictions to the data. As described in Sect. 8.1, the theoretical predictions have been scaled in order to compare the shapes of the distributions. The theoretical uncertainties, which differ for the various predictions, are described in Sect. 7



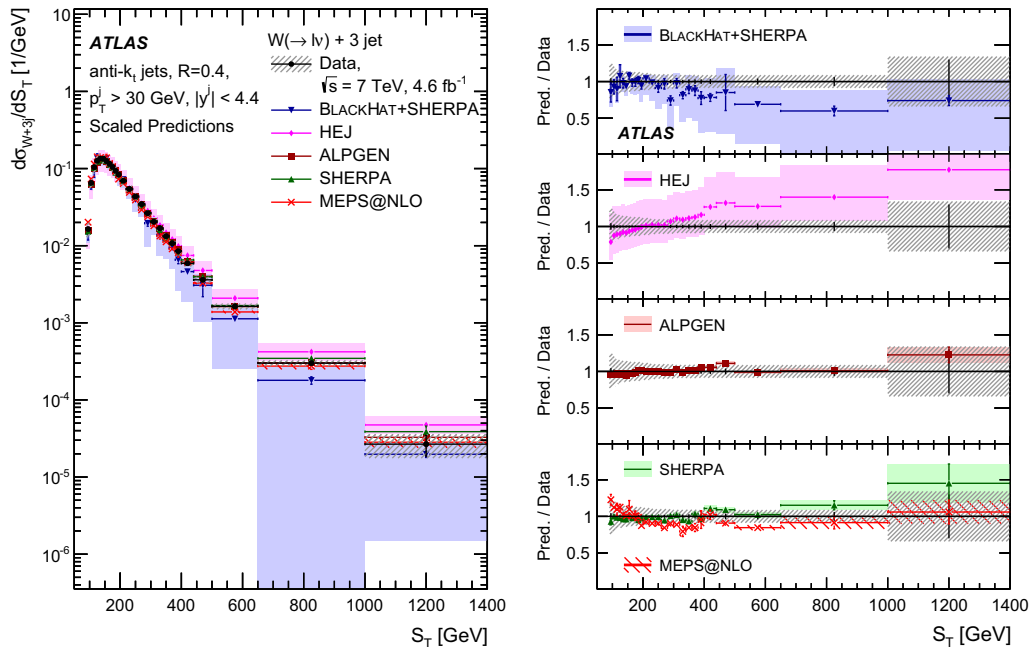
**Fig. 34** Cross section for the production of  $W +$  jets as a function of the  $S_T$  in  $N_{\text{jets}} = 2$  events. For the data, the statistical uncertainties are shown by the vertical bars, and the combined statistical and systematic uncertainties are shown by the black-hashed regions. The data are compared to predictions from BLACKHAT+SHERPA, HEJ, ALPGEN, SHERPA and MEPS@NLO. The left-hand plot shows the differential

cross sections and the right-hand plot shows the ratios of the predictions to the data. As described in Sect. 8.1, the theoretical predictions have been scaled in order to compare the shapes of the distributions. The theoretical uncertainties, which differ for the various predictions, are described in Sect. 7



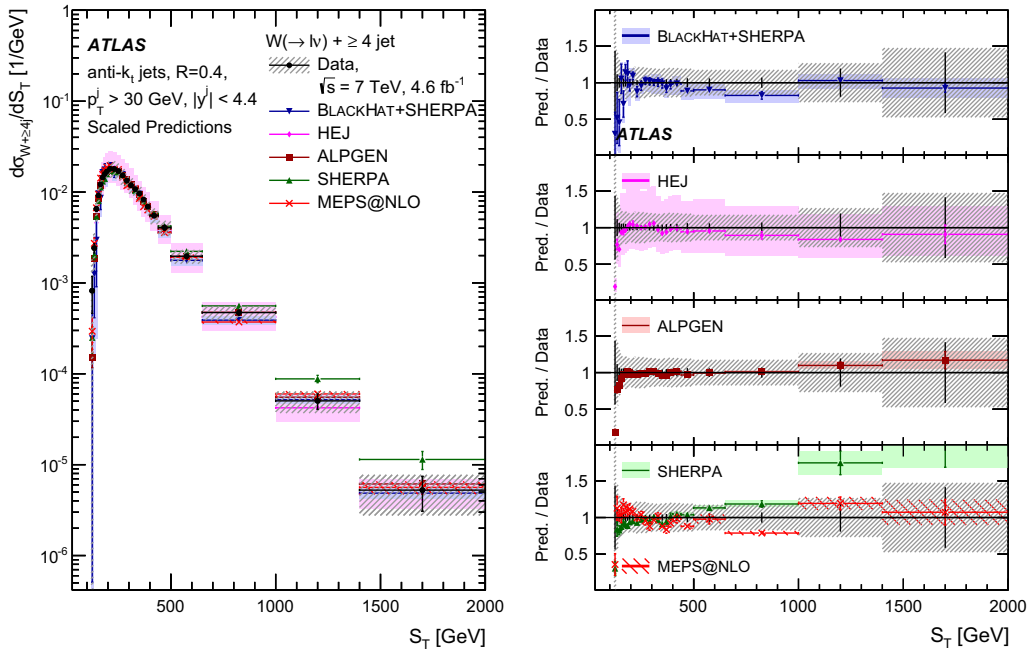
**Fig. 35** Cross section for the production of  $W +$  jets as a function of the  $S_T$  in  $N_{\text{jets}} \geq 3$  events. For the data, the statistical uncertainties are shown by the vertical bars, and the combined statistical and systematic uncertainties are shown by the black-hashed regions. The data are compared to predictions from BLACKHAT+SHERPA, HEJ, ALPGEN, SHERPA and MEPS@NLO. The left-hand plot shows the differential

cross sections and the right-hand plot shows the ratios of the predictions to the data. As described in Sect. 8.1, the theoretical predictions have been scaled in order to compare the shapes of the distributions. The theoretical uncertainties, which differ for the various predictions, are described in Sect. 7



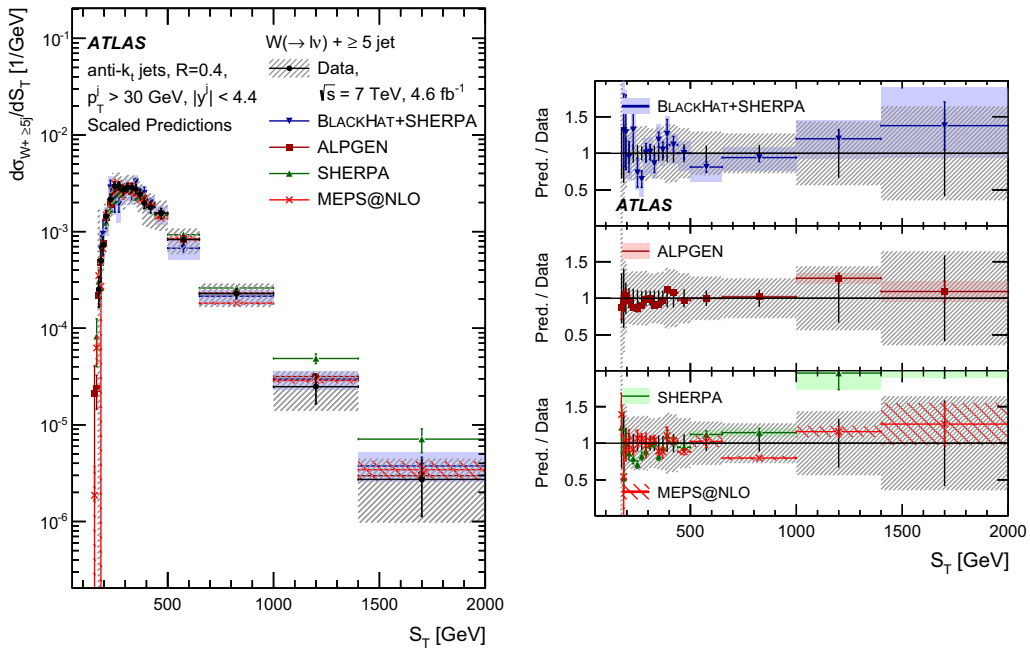
**Fig. 36** Cross section for the production of  $W +$  jets as a function of the  $S_T$  in  $N_{\text{jets}} = 3$  events. For the data, the statistical uncertainties are shown by the vertical bars, and the combined statistical and systematic uncertainties are shown by the black-hashed regions. The data are compared to predictions from BLACKHAT+SHERPA, HEJ, ALPGEN, SHERPA and MEPS@NLO. The left-hand plot shows the differential

cross sections and the right-hand plot shows the ratios of the predictions to the data. As described in Sect. 8.1, the theoretical predictions have been scaled in order to compare the shapes of the distributions. The theoretical uncertainties, which differ for the various predictions, are described in Sect. 7



**Fig. 37** Cross section for the production of  $W +$  jets as a function of the  $S_T$  in  $N_{jets} \geq 4$  events. For the data, the statistical uncertainties are shown by the vertical bars, and the combined statistical and systematic uncertainties are shown by the black-hashed regions. The data are compared to predictions from BLACKHAT+SHERPA, HEJ, ALPGEN, SHERPA and MEPS@NLO. The left-hand plot shows the differential

cross sections and the right-hand plot shows the ratios of the predictions to the data. As described in Sect. 8.1, the theoretical predictions have been scaled in order to compare the shapes of the distributions. The theoretical uncertainties, which differ for the various predictions, are described in Sect. 7



**Fig. 38** Cross section for the production of  $W +$  jets as a function of the  $njetge5S_T$  in  $N_{jets} \geq 5$  events. For the data, the statistical uncertainties are shown by the vertical bars, and the combined statistical and systematic uncertainties are shown by the black-hashed regions. The data are compared to predictions from BLACKHAT+SHERPA, ALPGEN, SHERPA and MEPS@NLO. The left-hand plot shows the differential

cross sections and the right-hand plot shows the ratios of the predictions to the data. As described in Sect. 8.1, the theoretical predictions have been scaled in order to compare the shapes of the distributions. The theoretical uncertainties, which differ for the various predictions, are described in Sect. 7



## References

1. Z. Bern et al., Phys. Rev. D **88**, 014025 (2013). [arXiv:1304.1253](#) [hep-ph]
2. A. Denner, S. Dittmaier, T. Kasprzik, A. Muck, J. High Energy Phys. **0908**, 075 (2009). [arXiv:0906.1656](#) [hep-ph]
3. CDF Collaboration, T. Aaltonen et al., Phys. Rev. D **77**, 011108 (2008). [arXiv:0711.4044](#) [hep-ex]
4. D0 Collaboration, V. Abazov et al., Phys. Rev. D **88**, 092001 (2013). [arXiv:1302.6508](#) [hep-ex]
5. ATLAS Collaboration, Phys. Rev. D **85**, 092002 (2012). [arXiv:1201.1276](#) [hep-ex]
6. CMS Collaboration, Phys. Lett. B **741**, 12 (2015). [arXiv:1406.7533](#) [hep-ex]
7. ATLAS Collaboration, JINST **3**, S08003 (2008)
8. Eur. Phys. J. C **72**, 1849 (2012). [arXiv:1110.1530](#) [hep-ex]
9. M.L. Mangano et al., J. High Energy Phys. **0307**, 001 (2003). [arXiv:hep-ph/0206293](#) [hep-ph]
10. T. Gleisberg et al., J. High Energy Phys. **0902**, 007 (2009). [arXiv:0811.4622](#) [hep-ph]
11. S. Hoeche, F. Krauss, M. Schonherr, F. Siegert, J. High Energy Phys. **1304**, 027 (2013). [arXiv:1207.5030](#) [hep-ph]
12. G. Corcella et al., J. High Energy Phys. **0101**, 010 (2001). [arXiv:hep-ph/0011363](#) [hep-ph]
13. G. Marchesini et al., Comput. Phys. Commun. **67**, 465 (1992)
14. J. Butterworth, J.R. Forshaw, M. Seymour, Z. Phys. C **72**, 637 (1996). [arXiv:hep-ph/9601371](#) [hep-ph]
15. P. Golonka, Z. Was, Eur. Phys. J. C **45**, 97 (2006). [arXiv:hep-ph/0506026](#) [hep-ph]
16. J. Pumplin et al., J. High Energy Phys. **0207**, 012 (2002). [arXiv:hep-ph/0201195](#) [hep-ph]
17. ATLAS Collaboration, ATL-PHYS-PUB-2011-008 (2011). <http://cdsweb.cern.ch/record/1345343>
18. T. Sjöstrand, S. Mrenna, P. Skands, J. High Energy Phys. **0605**, 026 (2006). [arXiv:hep-ph/0603175](#) [hep-ph]
19. P. Skands, Phys. Rev. D **82**, 074018 (2010). [arXiv:1005.3457](#) [hep-ph]
20. S. Catani, F. Krauss, R. Kuhn, B. Webber, J. High Energy Phys. **0111**, 063 (2001). [arXiv:hep-ph/0109231](#) [hep-ph]
21. H.-L. Lai et al., Phys. Rev. D **82**, 074024 (2010). [arXiv:1007.2241](#) [hep-ph]
22. D. Yennie, S. Frautschi, H. Suura, Ann. Phys. **13**, 379 (1961)
23. S. Alioli, P. Nason, C. Oleari, E. Re, J. High Energy Phys. **1006**, 043 (2010). [arXiv:1002.2581](#) [hep-ph]
24. B.P. Kersevan, E. Richter-Was, Comput. Phys. Commun. **184**, 919 (2013). [arXiv:hep-ph/0405247](#) [hep-ph]
25. A. Sherstnev, R. Thorne, Eur. Phys. J. C **55**, 553 (2008). [arXiv:0711.2473](#) [hep-ph]
26. Geant4 Collaboration, S. Agostinelli et al., Nucl. Instrum. Meth. A **506**, 250 (2003)
27. ATLAS Collaboration, Eur. Phys. J. C **70**, 823 (2010). [arXiv:1005.4568](#) [physics.ins-det]
28. N. J. Phys. **13**, 053033 (2011). [arXiv:1012.5104](#) [hep-ex]
29. K. Melnikov, F. Petriello, Phys. Rev. D **74**, 114017 (2006). [arXiv:hep-ph/0609070](#) [hep-ph]
30. A. Martin, W. Stirling, R. Thorne, G. Watt, Eur. Phys. J. C **63**, 189 (2009). [arXiv:0901.0002](#) [hep-ph]
31. P. Baerzreuther, M. Czakon, A. Mitov, Phys. Rev. Lett. **109**, 132001 (2012). [arXiv:1204.5201](#) [hep-ph]
32. M. Czakon, A. Mitov, J. High Energy Phys. **1212**, 054 (2012). [arXiv:1207.0236](#) [hep-ph]
33. M. Czakon, A. Mitov, J. High Energy Phys. **1301**, 080 (2013). [arXiv:1210.6832](#) [hep-ph]
34. M. Cacciari et al., Phys. Lett. B **710**, 612 (2012). [arXiv:1111.5869](#) [hep-ph]
35. M. Czakon, P. Fiedler, A. Mitov, Phys. Rev. Lett. **110**, 252004 (2013). [arXiv:1303.6254](#) [hep-ph]
36. M. Czakon, A. Mitov, [arXiv:1112.5675](#) [hep-ph]
37. J.M. Campbell, R.K. Ellis, C. Williams, J. High Energy Phys. **1107**, 018 (2011). [arXiv:1105.0020](#) [hep-ph]
38. ATLAS Collaboration, Eur. Phys. J. C **73**, 2518 (2013). [arXiv:1302.4393](#) [hep-ex]
39. ATLAS Collaboration, G. Aad et al., Eur. Phys. J. C **74**, 2941 (2014). [arXiv:1404.2240](#) [hep-ex]
40. ATLAS Collaboration, Eur. Phys. J. C **74**, 3034 (2014). [arXiv:1404.4562](#) [hep-ex]
41. M. Cacciari, G.P. Salam, G. Soyez, J. High Energy Phys. **0804**, 063 (2008). [arXiv:0802.1189](#) [hep-ph]
42. ATLAS Collaboration, Eur. Phys. J. C **75**, 17 (2015). [arXiv:1406.0076](#) [hep-ex]
43. ATLAS Collaboration, Eur. Phys. J. C **72**, 1844 (2012). [arXiv:1108.5602](#) [hep-ex]
44. ATLAS Collaboration, J. High Energy Phys. **1307**, 032 (2013). [arXiv:1304.7098](#) [hep-ex]
45. ATLAS Collaboration, Eur. Phys. J. C **74**, 3168 (2014). [arXiv:1408.6510](#) [hep-ex]
46. ATLAS Collaboration, Phys. Lett. B **711**, 244 (2012). [arXiv:1201.1889](#) [hep-ex]
47. ATLAS Collaboration, ATLAS-CONF-2011-102. <http://cdsweb.cern.ch/record/1369219>
48. G. D'Agostini, Nucl. Instrum. Meth. A **362**, 487 (1995)
49. A. Glazov, AIP Conf. Proc. **792**, 237 (2005)
50. H1 Collaboration, F.D. Aaron, et al., Eur. Phys. J. C **63**, 625 (2009). [arXiv:0904.0929](#) [hep-ex]
51. ATLAS Collaboration, Eur. Phys. J. C **73**, 2306 (2013). [arXiv:1210.6210](#) [hep-ex]
52. ATLAS Collaboration, Eur. Phys. J. C **72**, 1909 (2012). [arXiv:1110.3174](#) [hep-ex]
53. ATLAS Collaboration, Phys. Rev. D **85**, 072004 (2012). [arXiv:1109.5141](#) [hep-ex]
54. ATLAS Collaboration, J. High Energy Phys. **1402**, 107 (2014). [arXiv:1311.6724](#) [hep-ex]
55. J.R. Andersen, T. Hapola, J.M. Smillie, J. High Energy Phys. **1209**, 047 (2012). [arXiv:1206.6763](#) [hep-ph]
56. J.R. Andersen, J.M. Smillie, J. High Energy Phys. **1001**, 039 (2010). [arXiv:0908.2786](#) [hep-ph]
57. C. Berger et al., Phys. Rev. D **80**, 074036 (2009). [arXiv:0907.1984](#) [hep-ph]
58. C. Berger et al., Phys. Rev. Lett. **106**, 092001 (2011). [arXiv:1009.2338](#) [hep-ph]
59. J. Alcaraz Maestre et al., [arXiv:1203.6803](#) [hep-ph]
60. V. Gribov, L. Lipatov, Sov. J. Nucl. Phys. **15**, 438 (1972)
61. Y. Dokshitzer, Sov. Phys. JETP **46**, 641 (1977)
62. G. Altarelli, G. Parisi, Nucl. Phys. B **126**, 298 (1977)
63. M. Rubin, G.P. Salam, S. Sapeta, J. High Energy Phys. **1009**, 084 (2010). [arXiv:1006.2144](#) [hep-ph]
64. R. Ball et al., J. High Energy Phys. **1304**, 125 (2013). [arXiv:1211.5142](#) [hep-ph]
65. M. Chiesa, G. Montagna, L. Barzè, M. Moretti, O. Nicrosini et al., Phys. Rev. Lett. **111**(12), 121801 (2013). [arXiv:1305.6837](#) [hep-ph]

## ATLAS Collaboration

G. Aad<sup>84</sup>, B. Abbott<sup>112</sup>, J. Abdallah<sup>152</sup>, S. Abdel Khalek<sup>116</sup>, O. Abdinov<sup>11</sup>, R. Aben<sup>106</sup>, B. Abi<sup>113</sup>, M. Abolins<sup>89</sup>, O. S. AbouZeid<sup>159</sup>, H. Abramowicz<sup>154</sup>, H. Abreu<sup>153</sup>, R. Abreu<sup>30</sup>, Y. Abulaiti<sup>147a,147b</sup>, B. S. Acharya<sup>165a,165b,a</sup>, L. Adamczyk<sup>38a</sup>, D. L. Adams<sup>25</sup>, J. Adelman<sup>177</sup>, S. Adomeit<sup>99</sup>, T. Adye<sup>130</sup>, T. Agatonovic-Jovin<sup>13a</sup>, J. A. Aguilar-Saavedra<sup>125a,125f</sup>, M. Agustoni<sup>17</sup>, S. P. Ahlen<sup>22</sup>, F. Ahmadov<sup>64,b</sup>, G. Aielli<sup>134a,134b</sup>, H. Akerstedt<sup>147a,147b</sup>, T. P. A. Åkesson<sup>80</sup>, G. Akimoto<sup>156</sup>, A. V. Akimov<sup>95</sup>, G. L. Alberghi<sup>20a,20b</sup>, J. Albert<sup>170</sup>, S. Albrand<sup>55</sup>, M. J. Alconada Verzini<sup>70</sup>, M. Aleksa<sup>30</sup>, I. N. Aleksandrov<sup>64</sup>, C. Alexa<sup>26a</sup>, G. Alexander<sup>154</sup>, G. Alexandre<sup>49</sup>, T. Alexopoulos<sup>10</sup>, M. Alhroob<sup>165a,165c</sup>, G. Alimonti<sup>90a</sup>, L. Alio<sup>84</sup>, J. Alison<sup>31</sup>, B. M. M. Allbrooke<sup>18</sup>, L. J. Allison<sup>71</sup>, P. P. Allport<sup>73</sup>, J. Almond<sup>83</sup>, A. Aloisio<sup>103a,103b</sup>, A. Alonso<sup>36</sup>, F. Alonso<sup>70</sup>, C. Alpigiani<sup>75</sup>, A. Altheimer<sup>35</sup>, B. Alvarez Gonzalez<sup>89</sup>, M. G. Alviggi<sup>103a,103b</sup>, K. Amako<sup>65</sup>, Y. Amaral Coutinho<sup>24a</sup>, C. Amelung<sup>23</sup>, D. Amidei<sup>88</sup>, S. P. Amor Dos Santos<sup>125a,125c</sup>, A. Amorim<sup>125a,125b</sup>, S. Amoroso<sup>48</sup>, N. Amram<sup>154</sup>, G. Amundsen<sup>23</sup>, C. Anastopoulos<sup>140</sup>, L. S. Ancu<sup>49</sup>, N. Andari<sup>30</sup>, T. Andeen<sup>35</sup>, C. F. Anders<sup>58b</sup>, G. Anders<sup>30</sup>, K. J. Anderson<sup>31</sup>, A. Andreazza<sup>90a,90b</sup>, V. Andrei<sup>58a</sup>, X. S. Anduaga<sup>70</sup>, S. Angelidakis<sup>9</sup>, I. Angelozzi<sup>106</sup>, P. Anger<sup>44</sup>, A. Angerami<sup>35</sup>, F. Anghinolfi<sup>30</sup>, A. V. Anisenkov<sup>108.c</sup>, N. Anjos<sup>125a</sup>, A. Annovi<sup>47</sup>, A. Antonaki<sup>9</sup>, M. Antonelli<sup>47</sup>, A. Antonov<sup>97</sup>, J. Antos<sup>145b</sup>, F. Anulli<sup>133a</sup>, M. Aoki<sup>65</sup>, L. Aperio Bella<sup>18</sup>, R. Apolle<sup>119.d</sup>, G. Arabidze<sup>89</sup>, I. Aracena<sup>144</sup>, Y. Arai<sup>65</sup>, J. P. Araque<sup>125a</sup>, A. T. H. Arce<sup>45</sup>, J-F. Arguin<sup>94</sup>, S. Argyropoulos<sup>42</sup>, M. Arik<sup>19a</sup>, A. J. Armbruster<sup>30</sup>, O. Arnaez<sup>30</sup>, V. Arnal<sup>81</sup>, H. Arnold<sup>48</sup>, M. Arratia<sup>28</sup>, O. Arslan<sup>21</sup>, A. Artamonov<sup>96</sup>, G. Artoni<sup>23</sup>, S. Asai<sup>156</sup>, N. Asbah<sup>42</sup>, A. Ashkenazi<sup>154</sup>, B. Åsman<sup>147a,147b</sup>, L. Asquith<sup>6</sup>, K. Assamagan<sup>25</sup>, R. Astalos<sup>145a</sup>, M. Atkinson<sup>166</sup>, N. B. Atlay<sup>142</sup>, B. Auerbach<sup>6</sup>, K. Augsten<sup>127</sup>, M. Aourousseau<sup>146b</sup>, G. Avolio<sup>30</sup>, G. Azuelos<sup>94.e</sup>, Y. Azuma<sup>156</sup>, M. A. Baak<sup>30</sup>, A. E. Baas<sup>58a</sup>, C. Bacci<sup>135a,135b</sup>, H. Bachacou<sup>137</sup>, K. Bachas<sup>155</sup>, M. Backes<sup>30</sup>, M. Backhaus<sup>30</sup>, J. Backus Mayes<sup>144</sup>, E. Badescu<sup>26a</sup>, P. Bagiacchi<sup>133a,133b</sup>, P. Bagnaia<sup>133a,133b</sup>, Y. Bai<sup>33a</sup>, T. Bain<sup>35</sup>, J. T. Baines<sup>130</sup>, O. K. Baker<sup>177</sup>, P. Balek<sup>128</sup>, F. Balli<sup>137</sup>, E. Banas<sup>39</sup>, Sw. Banerjee<sup>174</sup>, A. A. E. Bannoura<sup>176</sup>, V. Bansal<sup>170</sup>, H. S. Bansil<sup>18</sup>, L. Barak<sup>173</sup>, S. P. Baranov<sup>95</sup>, E. L. Barberio<sup>87</sup>, D. Barberis<sup>50a,50b</sup>, M. Barbero<sup>84</sup>, T. Barillari<sup>100</sup>, M. Barisonzi<sup>176</sup>, T. Barklow<sup>144</sup>, N. Barlow<sup>28</sup>, B. M. Barnett<sup>130</sup>, R. M. Barnett<sup>15</sup>, Z. Barnovska<sup>5</sup>, A. Baroncelli<sup>135a</sup>, G. Barone<sup>49</sup>, A. J. Barr<sup>119</sup>, F. Barreiro<sup>81</sup>, J. Barreiro Guimarães da Costa<sup>57</sup>, R. Bartoldus<sup>144</sup>, A. E. Barton<sup>71</sup>, P. Bartos<sup>145a</sup>, V. Bartsch<sup>150</sup>, A. Bassalat<sup>116</sup>, A. Basye<sup>166</sup>, R. L. Bates<sup>53</sup>, J. R. Batley<sup>28</sup>, M. Battaglia<sup>138</sup>, M. Battistin<sup>30</sup>, F. Bauer<sup>137</sup>, H. S. Bawa<sup>144.f</sup>, M. D. Beattie<sup>71</sup>, T. Beau<sup>79</sup>, P. H. Beauchemin<sup>162</sup>, R. Beccherle<sup>123a,123b</sup>, P. Bechtel<sup>21</sup>, H. P. Beck<sup>17</sup>, K. Becker<sup>176</sup>, S. Becker<sup>99</sup>, M. Beckingham<sup>171</sup>, C. Becot<sup>116</sup>, A. J. Beddall<sup>19c</sup>, A. Beddall<sup>19c</sup>, S. Bedikian<sup>177</sup>, V. A. Bednyakov<sup>64</sup>, C. P. Bee<sup>149</sup>, L. J. Beemster<sup>106</sup>, T. A. Beermann<sup>176</sup>, M. Begel<sup>25</sup>, K. Behr<sup>119</sup>, C. Belanger-Champagne<sup>86</sup>, P. J. Bell<sup>49</sup>, W. H. Bell<sup>49</sup>, G. Bella<sup>154</sup>, L. Bellagamba<sup>20a</sup>, A. Bellerive<sup>29</sup>, M. Bellomo<sup>85</sup>, K. Belotskiy<sup>97</sup>, O. Beltramello<sup>30</sup>, O. Benary<sup>154</sup>, D. Benchechroun<sup>136a</sup>, K. Bendtz<sup>147a,147b</sup>, N. Benekos<sup>166</sup>, Y. Benhammou<sup>154</sup>, E. Benhar Nocchioli<sup>49</sup>, J. A. Benitez Garcia<sup>160b</sup>, D. P. Benjamin<sup>45</sup>, J. R. Bensinger<sup>23</sup>, K. Benslama<sup>131</sup>, S. Bentvelsen<sup>106</sup>, D. Berge<sup>106</sup>, E. Bergeas Kuutmann<sup>16</sup>, N. Berger<sup>5</sup>, F. Berghaus<sup>170</sup>, J. Beringer<sup>15</sup>, C. Bernard<sup>22</sup>, P. Bernat<sup>77</sup>, C. Bernius<sup>78</sup>, F. U. Bernlochner<sup>170</sup>, T. Berry<sup>76</sup>, P. Berta<sup>128</sup>, C. Bertella<sup>84</sup>, G. Bertoli<sup>147a,147b</sup>, F. Bertolucci<sup>123a,123b</sup>, C. Bertsche<sup>112</sup>, D. Bertsche<sup>112</sup>, M. I. Besana<sup>90a</sup>, G. J. Besjes<sup>105</sup>, O. Bessidskaia Bylund<sup>147a,147b</sup>, M. Bessner<sup>42</sup>, N. Besson<sup>137</sup>, C. Betancourt<sup>48</sup>, S. Bethke<sup>100</sup>, W. Bhimji<sup>46</sup>, R. M. Bianchi<sup>124</sup>, L. Bianchini<sup>23</sup>, M. Bianco<sup>30</sup>, O. Biebel<sup>99</sup>, S. P. Bieniek<sup>77</sup>, K. Bierwagen<sup>54</sup>, J. Biesiada<sup>15</sup>, M. Biglietti<sup>135a</sup>, J. Bilbao De Mendizabal<sup>49</sup>, H. Bilokon<sup>47</sup>, M. Bindi<sup>54</sup>, S. Binet<sup>116</sup>, A. Bingul<sup>19c</sup>, C. Bini<sup>133a,133b</sup>, C. W. Black<sup>151</sup>, J. E. Black<sup>144</sup>, K. M. Black<sup>22</sup>, D. Blackburn<sup>139</sup>, R. E. Blair<sup>6</sup>, J.-B. Blanchard<sup>137</sup>, T. Blazek<sup>145a</sup>, I. Bloch<sup>42</sup>, C. Blocker<sup>23</sup>, W. Blum<sup>82.\*</sup>, U. Blumenschein<sup>54</sup>, G. J. Bobbink<sup>106</sup>, V. S. Bobrovnikov<sup>108.c</sup>, S. S. Bocchetta<sup>80</sup>, A. Bocchi<sup>45</sup>, C. Bock<sup>99</sup>, C. R. Boddy<sup>119</sup>, M. Boehler<sup>48</sup>, T. T. Boek<sup>176</sup>, J. A. Bogaerts<sup>30</sup>, A. G. Bogdanichikov<sup>108</sup>, A. Bogouch<sup>91.\*</sup>, C. Bohm<sup>147a</sup>, J. Bohm<sup>126</sup>, V. Boisvert<sup>76</sup>, T. Bold<sup>38a</sup>, V. Boldea<sup>26a</sup>, A. S. Boldyrev<sup>98</sup>, M. Bomben<sup>79</sup>, M. Bona<sup>75</sup>, M. Boonekamp<sup>137</sup>, A. Borisov<sup>129</sup>, G. Borissov<sup>71</sup>, M. Borri<sup>83</sup>, S. Borroni<sup>42</sup>, J. Bortfeldt<sup>99</sup>, V. Bortolotto<sup>135a,135b</sup>, K. Bos<sup>106</sup>, D. Boscherini<sup>20a</sup>, M. Bosman<sup>12</sup>, H. Boterenbrood<sup>106</sup>, J. Boudreau<sup>124</sup>, J. Bouffard<sup>2</sup>, E. V. Bouhova-Thacker<sup>71</sup>, D. Boumediene<sup>34</sup>, C. Bourdarios<sup>116</sup>, N. Bousson<sup>113</sup>, S. Boutouil<sup>136d</sup>, A. Boveia<sup>31</sup>, J. Boyd<sup>30</sup>, I. R. Boyko<sup>64</sup>, I. Bozic<sup>13a</sup>, J. Bracinik<sup>18</sup>, A. Brandt<sup>8</sup>, G. Brandt<sup>15</sup>, O. Brandt<sup>58a</sup>, U. Bratzler<sup>157</sup>, B. Brau<sup>85</sup>, J. E. Brau<sup>115</sup>, H. M. Braun<sup>176.\*</sup>, S. F. Brazzale<sup>165a,165c</sup>, B. Brelier<sup>159</sup>, K. Brendlinger<sup>121</sup>, A. J. Brennan<sup>87</sup>, R. Brenner<sup>167</sup>, S. Bressler<sup>173</sup>, K. Bristow<sup>146c</sup>, T. M. Bristow<sup>46</sup>, D. Britton<sup>53</sup>, F. M. Brochu<sup>28</sup>, I. Brock<sup>21</sup>, R. Brock<sup>89</sup>, C. Bromberg<sup>89</sup>, J. Bronner<sup>100</sup>, G. Brooijmans<sup>35</sup>, T. Brooks<sup>76</sup>, W. K. Brooks<sup>32b</sup>, J. Brosamer<sup>15</sup>, E. Brost<sup>115</sup>, J. Brown<sup>55</sup>, P. A. Bruckman de Renstrom<sup>39</sup>, D. Bruncko<sup>145b</sup>, R. Bruneliere<sup>48</sup>, S. Brunet<sup>60</sup>, A. Bruni<sup>20a</sup>, G. Bruni<sup>20a</sup>, M. Bruschi<sup>20a</sup>, L. Bryngemark<sup>80</sup>, T. Buanes<sup>14</sup>, Q. Buat<sup>143</sup>, F. Bucci<sup>49</sup>, P. Buchholz<sup>142</sup>, R. M. Buckingham<sup>119</sup>, A. G. Buckley<sup>53</sup>, S. I. Buda<sup>26a</sup>, I. A. Budagov<sup>64</sup>, F. Buehrer<sup>48</sup>, L. Bugge<sup>118</sup>, M. K. Bugge<sup>118</sup>, O. Bulekov<sup>97</sup>, A. C. Bundock<sup>73</sup>, H. Burckhart<sup>30</sup>, S. Burdin<sup>73</sup>, B. Burghgrave<sup>107</sup>, S. Burke<sup>130</sup>, I. Burmeister<sup>43</sup>, E. Busato<sup>34</sup>, D. Büscher<sup>48</sup>, V. Büscher<sup>82</sup>, P. Bussey<sup>53</sup>, C. P. Buszello<sup>167</sup>, B. Butler<sup>57</sup>,

J. M. Butler<sup>22</sup>, A. I. Butt<sup>3</sup>, C. M. Buttar<sup>53</sup>, J. M. Butterworth<sup>77</sup>, P. Butti<sup>106</sup>, W. Buttinger<sup>28</sup>, A. Buzatu<sup>53</sup>, M. Byszewski<sup>10</sup>, S. Cabrera Urbán<sup>168</sup>, D. Caforio<sup>20a,20b</sup>, O. Cakir<sup>4a</sup>, N. Calace<sup>49</sup>, P. Calafiura<sup>15</sup>, A. Calandri<sup>137</sup>, G. Calderini<sup>79</sup>, P. Calfayan<sup>99</sup>, R. Calkins<sup>107</sup>, L. P. Caloba<sup>24a</sup>, D. Calvet<sup>34</sup>, S. Calvet<sup>34</sup>, R. Camacho Toro<sup>49</sup>, S. Camarda<sup>42</sup>, D. Cameron<sup>118</sup>, L. M. Caminada<sup>15</sup>, R. Caminal Armadans<sup>12</sup>, S. Campana<sup>30</sup>, M. Campanelli<sup>77</sup>, A. Campoverde<sup>149</sup>, V. Canale<sup>103a,103b</sup>, A. Canepa<sup>160a</sup>, M. Cano Bret<sup>75</sup>, J. Cantero<sup>81</sup>, R. Cantrill<sup>125a</sup>, T. Cao<sup>40</sup>, M. D. M. Capeans Garrido<sup>30</sup>, I. Caprini<sup>26a</sup>, M. Caprini<sup>26a</sup>, M. Capua<sup>37a,37b</sup>, R. Caputo<sup>82</sup>, R. Cardarelli<sup>134a</sup>, T. Carli<sup>30</sup>, G. Carlino<sup>103a</sup>, L. Carminati<sup>90a,90b</sup>, S. Caron<sup>105</sup>, E. Carquin<sup>32a</sup>, G. D. Carrillo-Montoya<sup>146c</sup>, J. R. Carter<sup>28</sup>, J. Carvalho<sup>125a,125c</sup>, D. Casadei<sup>77</sup>, M. P. Casado<sup>12</sup>, M. Casolino<sup>12</sup>, E. Castaneda-Miranda<sup>146b</sup>, A. Castelli<sup>106</sup>, V. Castillo Gimenez<sup>168</sup>, N. F. Castro<sup>125a</sup>, P. Catastini<sup>57</sup>, A. Catinaccio<sup>30</sup>, J. R. Catmore<sup>118</sup>, A. Cattai<sup>30</sup>, G. Cattani<sup>134a,134b</sup>, J. Caudron<sup>82</sup>, V. Cavaliere<sup>166</sup>, D. Cavalli<sup>90a</sup>, M. Cavalli-Sforza<sup>12</sup>, V. Cavasinni<sup>123a,123b</sup>, F. Ceradini<sup>135a,135b</sup>, B. C. Cerio<sup>45</sup>, K. Cerny<sup>128</sup>, A. S. Cerqueira<sup>24b</sup>, A. Cerri<sup>150</sup>, L. Cerrito<sup>75</sup>, F. Cerutti<sup>15</sup>, M. Cerv<sup>30</sup>, A. Cervelli<sup>17</sup>, S. A. Cetin<sup>19b</sup>, A. Chafaq<sup>136a</sup>, D. Chakraborty<sup>107</sup>, I. Chalupkova<sup>128</sup>, P. Chang<sup>166</sup>, B. Chapleau<sup>86</sup>, J. D. Chapman<sup>28</sup>, D. Charfeddine<sup>116</sup>, D. G. Charlton<sup>18</sup>, C. C. Chau<sup>159</sup>, C. A. Chavez Barajas<sup>150</sup>, S. Cheatham<sup>86</sup>, A. Chegwiddden<sup>89</sup>, S. Chekanov<sup>6</sup>, S. V. Chekulaev<sup>160a</sup>, G. A. Chelkov<sup>64,g</sup>, M. A. Chelstowska<sup>88</sup>, C. Chen<sup>63</sup>, H. Chen<sup>25</sup>, K. Chen<sup>149</sup>, L. Chen<sup>33d,h</sup>, S. Chen<sup>33c</sup>, X. Chen<sup>146c</sup>, Y. Chen<sup>66</sup>, Y. Chen<sup>35</sup>, H. C. Cheng<sup>88</sup>, Y. Cheng<sup>31</sup>, A. Cheplakov<sup>64</sup>, R. Cherkaoui El Moursli<sup>136c</sup>, V. Chernyatin<sup>25,\*</sup>, E. Cheu<sup>7</sup>, L. Chevalier<sup>137</sup>, V. Chiarella<sup>47</sup>, G. Chiefari<sup>103a,103b</sup>, J. T. Childers<sup>6</sup>, A. Chilingarov<sup>71</sup>, G. Chiodini<sup>72a</sup>, A. S. Chisholm<sup>18</sup>, R. T. Chislett<sup>77</sup>, A. Chitan<sup>26a</sup>, M. V. Chizhov<sup>64</sup>, S. Chouridou<sup>9</sup>, B. K. B. Chow<sup>99</sup>, D. Chromek-Burckhart<sup>30</sup>, M. L. Chu<sup>152</sup>, J. Chudoba<sup>126</sup>, J. J. Chwastowski<sup>39</sup>, L. Chytka<sup>114</sup>, G. Ciapetti<sup>133a,133b</sup>, A. K. Ciftci<sup>4a</sup>, R. Ciftci<sup>4a</sup>, D. Cinca<sup>53</sup>, V. Cindro<sup>74</sup>, A. Ciocio<sup>15</sup>, P. Cirkovic<sup>13b</sup>, Z. H. Citron<sup>173</sup>, M. Citterio<sup>90a</sup>, M. Ciubancan<sup>26a</sup>, A. Clark<sup>49</sup>, P. J. Clark<sup>46</sup>, R. N. Clarke<sup>15</sup>, W. Cleland<sup>124</sup>, J. C. Clemens<sup>84</sup>, C. Clement<sup>147a,147b</sup>, Y. Coadou<sup>84</sup>, M. Cobal<sup>165a,165c</sup>, A. Coccaro<sup>139</sup>, J. Cochran<sup>63</sup>, L. Coffey<sup>23</sup>, J. G. Cogan<sup>144</sup>, J. Coggeshall<sup>166</sup>, B. Cole<sup>35</sup>, S. Cole<sup>107</sup>, A. P. Colijn<sup>106</sup>, J. Collot<sup>55</sup>, T. Colombo<sup>58c</sup>, G. Colon<sup>85</sup>, G. Compostella<sup>100</sup>, P. Conde Muiño<sup>125a,125b</sup>, E. Coniavitis<sup>48</sup>, M. C. Conidi<sup>12</sup>, S. H. Connell<sup>146b</sup>, I. A. Connelly<sup>76</sup>, S. M. Consonni<sup>90a,90b</sup>, V. Consorti<sup>48</sup>, S. Constantinescu<sup>26a</sup>, C. Conta<sup>120a,120b</sup>, G. Conti<sup>57</sup>, F. Conventi<sup>103a,i</sup>, M. Cooke<sup>15</sup>, B. D. Cooper<sup>77</sup>, A. M. Cooper-Sarkar<sup>119</sup>, N. J. Cooper-Smith<sup>76</sup>, K. Copic<sup>15</sup>, T. Cornelissen<sup>176</sup>, M. Corradi<sup>20a</sup>, F. Corriveau<sup>86,j</sup>, A. Corso-Radu<sup>164</sup>, A. Cortes-Gonzalez<sup>12</sup>, G. Cortiana<sup>100</sup>, G. Costa<sup>90a</sup>, M. J. Costa<sup>168</sup>, D. Costanzo<sup>140</sup>, D. Côte<sup>8</sup>, G. Cottin<sup>28</sup>, G. Cowan<sup>76</sup>, B. E. Cox<sup>83</sup>, K. Cranmer<sup>109</sup>, G. Cree<sup>29</sup>, S. Crépe-Renaudin<sup>55</sup>, F. Crescioli<sup>79</sup>, W. A. Cribbs<sup>147a,147b</sup>, M. Crispin Ortuzar<sup>119</sup>, M. Cristinziani<sup>21</sup>, V. Croft<sup>105</sup>, G. Crosetti<sup>37a,37b</sup>, C.-M. Cuciuc<sup>26a</sup>, T. Cuhadar Donszelmann<sup>140</sup>, J. Cummings<sup>177</sup>, M. Curatolo<sup>47</sup>, C. Cuthbert<sup>151</sup>, H. Czirr<sup>142</sup>, P. Czodrowski<sup>3</sup>, Z. Czyczula<sup>177</sup>, S. D'Auria<sup>53</sup>, M. D'Onofrio<sup>73</sup>, M. J. Da Cunha Sargedas De Sousa<sup>125a,125b</sup>, C. Da Via<sup>83</sup>, W. Dabrowski<sup>38a</sup>, A. Dafinca<sup>119</sup>, T. Dai<sup>88</sup>, O. Dale<sup>14</sup>, F. Dallaire<sup>94</sup>, C. Dallapiccola<sup>85</sup>, M. Dam<sup>36</sup>, A. C. Daniells<sup>18</sup>, M. Dano Hoffmann<sup>137</sup>, V. Dao<sup>48</sup>, G. Darbo<sup>50a</sup>, S. Darmora<sup>8</sup>, J. A. Dassoulas<sup>42</sup>, A. Dattagupta<sup>60</sup>, W. Davey<sup>21</sup>, C. David<sup>170</sup>, T. Davidek<sup>128</sup>, E. Davies<sup>119,d</sup>, M. Davies<sup>154</sup>, O. Davignon<sup>79</sup>, A. R. Davison<sup>77</sup>, P. Davison<sup>77</sup>, Y. Davygora<sup>58a</sup>, E. Dawe<sup>143</sup>, I. Dawson<sup>140</sup>, R. K. Daya-Ishmukhametova<sup>85</sup>, K. De<sup>8</sup>, R. de Asmundis<sup>103a</sup>, S. De Castro<sup>20a,20b</sup>, S. De Cecco<sup>79</sup>, N. De Groot<sup>105</sup>, P. de Jong<sup>106</sup>, H. De la Torre<sup>81</sup>, F. De Lorenzi<sup>63</sup>, L. De Nooij<sup>106</sup>, D. De Pedis<sup>133a</sup>, A. De Salvo<sup>133a</sup>, U. De Sanctis<sup>150</sup>, A. De Santo<sup>150</sup>, J. B. De Vivie De Regie<sup>116</sup>, W. J. Dearnaley<sup>71</sup>, R. Debe<sup>25</sup>, C. Debenedetti<sup>138</sup>, B. Dechenaux<sup>55</sup>, D. V. Dedovich<sup>64</sup>, I. Deigaard<sup>106</sup>, J. Del Peso<sup>81</sup>, T. Del Prete<sup>123a,123b</sup>, F. Deliot<sup>137</sup>, C. M. Delitzsch<sup>49</sup>, M. Deliyergiyev<sup>74</sup>, A. Dell'Acqua<sup>30</sup>, L. Dell'Asta<sup>22</sup>, M. Dell'Orso<sup>123a,123b</sup>, M. Della Pietra<sup>103a,i</sup>, D. della Volpe<sup>49</sup>, M. Delmastro<sup>5</sup>, P. A. Delsart<sup>55</sup>, C. Deluca<sup>106</sup>, S. Demers<sup>177</sup>, M. Demichev<sup>64</sup>, A. Demilly<sup>79</sup>, S. P. Denisov<sup>129</sup>, D. Derendarz<sup>39</sup>, J. E. Derkaoui<sup>136d</sup>, F. Derue<sup>79</sup>, P. Dervan<sup>73</sup>, K. Desch<sup>21</sup>, C. Deterre<sup>42</sup>, P. O. Deviveiros<sup>106</sup>, A. Dewhurst<sup>130</sup>, S. Dhaliwal<sup>106</sup>, A. Di Ciaccio<sup>134a,134b</sup>, L. Di Ciaccio<sup>5</sup>, A. Di Domenico<sup>133a,133b</sup>, C. Di Donato<sup>103a,103b</sup>, A. Di Girolamo<sup>30</sup>, B. Di Girolamo<sup>30</sup>, A. Di Mattia<sup>153</sup>, B. Di Micco<sup>135a,135b</sup>, R. Di Nardo<sup>47</sup>, A. Di Simone<sup>48</sup>, R. Di Sipio<sup>20a,20b</sup>, D. Di Valentino<sup>29</sup>, F. A. Dias<sup>46</sup>, M. A. Diaz<sup>32a</sup>, E. B. Diehl<sup>88</sup>, J. Dietrich<sup>42</sup>, T. A. Dietzsch<sup>58a</sup>, S. Diglio<sup>84</sup>, A. Dimitrievska<sup>13a</sup>, J. Dingfelder<sup>21</sup>, C. Dionisi<sup>133a,133b</sup>, P. Dita<sup>26a</sup>, S. Dita<sup>26a</sup>, F. Dittus<sup>30</sup>, F. Djama<sup>84</sup>, T. Djobava<sup>51b</sup>, M. A. B. do Vale<sup>24c</sup>, A. Do Valle Wemans<sup>125a,125g</sup>, D. Dobos<sup>30</sup>, C. Doglioni<sup>49</sup>, T. Doherty<sup>53</sup>, T. Dohmae<sup>156</sup>, J. Dolejsi<sup>128</sup>, Z. Dolezal<sup>128</sup>, B. A. Dolgoshein<sup>97,\*</sup>, M. Donadelli<sup>24d</sup>, S. Donati<sup>123a,123b</sup>, P. Dondero<sup>120a,120b</sup>, J. Donini<sup>34</sup>, J. Dopke<sup>130</sup>, A. Doria<sup>103a</sup>, M. T. Dova<sup>70</sup>, A. T. Doyle<sup>53</sup>, M. Dris<sup>10</sup>, J. Dubbert<sup>88</sup>, S. Dube<sup>15</sup>, E. Dubreuil<sup>34</sup>, E. Duchovni<sup>173</sup>, G. Duckeck<sup>99</sup>, O. A. Ducu<sup>26a</sup>, D. Duda<sup>176</sup>, A. Dudarev<sup>30</sup>, F. Dudziak<sup>63</sup>, L. Dufflot<sup>116</sup>, L. Duguid<sup>76</sup>, M. Dührssen<sup>30</sup>, M. Dunford<sup>58a</sup>, H. Duran Yildiz<sup>4a</sup>, M. Düren<sup>52</sup>, A. Durglishvili<sup>51b</sup>, M. Dwuznik<sup>38a</sup>, M. Dyndal<sup>38a</sup>, J. Ebke<sup>99</sup>, W. Edson<sup>2</sup>, N. C. Edwards<sup>46</sup>, W. Ehrenfeld<sup>21</sup>, T. Eifert<sup>144</sup>, G. Eigen<sup>14</sup>, K. Einsweiler<sup>15</sup>, T. Ekelof<sup>167</sup>, M. El Kacimi<sup>136c</sup>, M. Ellert<sup>167</sup>, S. Elles<sup>5</sup>, F. Ellinghaus<sup>82</sup>, N. Ellis<sup>30</sup>, J. Elmsheuser<sup>99</sup>, M. Elsing<sup>30</sup>, D. Emelianov<sup>130</sup>, Y. Enari<sup>156</sup>, O. C. Endner<sup>82</sup>, M. Endo<sup>117</sup>, R. Engelmann<sup>149</sup>, J. Erdmann<sup>177</sup>, A. Ereditato<sup>17</sup>, D. Eriksson<sup>147a</sup>, G. Ernis<sup>176</sup>, J. Ernst<sup>2</sup>, M. Ernst<sup>25</sup>, J. Ernwein<sup>137</sup>, D. Errede<sup>166</sup>, S. Errede<sup>166</sup>, E. Ertel<sup>82</sup>, M. Escalier<sup>116</sup>, H. Esch<sup>43</sup>, C. Escobar<sup>124</sup>, B. Esposito<sup>47</sup>, A. I. Etiennev<sup>137</sup>, E. Etzion<sup>154</sup>, H. Evans<sup>60</sup>, A. Ezhilov<sup>122</sup>, L. Fabbri<sup>20a,20b</sup>, G. Facini<sup>31</sup>, R. M. Fakhruddinov<sup>129</sup>,

S. Falciano<sup>133a</sup>, R. J. Falla<sup>77</sup>, J. Faltova<sup>128</sup>, Y. Fang<sup>33a</sup>, M. Fanti<sup>90a,90b</sup>, A. Farbin<sup>8</sup>, A. Farilla<sup>135a</sup>, T. Faroouque<sup>12</sup>, S. Farrell<sup>15</sup>, S. M. Farrington<sup>171</sup>, P. Farthouat<sup>30</sup>, F. Fassi<sup>136e</sup>, P. Fassnacht<sup>30</sup>, D. Fassouliotis<sup>9</sup>, A. Favareto<sup>50a,50b</sup>, L. Fayard<sup>116</sup>, P. Federic<sup>145a</sup>, O. L. Fedin<sup>122,k</sup>, W. Fedorko<sup>169</sup>, M. Fehling-Kaschek<sup>48</sup>, S. Feigl<sup>30</sup>, L. Feligioni<sup>84</sup>, C. Feng<sup>33d</sup>, E. J. Feng<sup>6</sup>, H. Feng<sup>88</sup>, A. B. Fenyuk<sup>129</sup>, S. Fernandez Perez<sup>30</sup>, S. Ferrag<sup>53</sup>, J. Ferrando<sup>53</sup>, A. Ferrari<sup>167</sup>, P. Ferrari<sup>106</sup>, R. Ferrari<sup>120a</sup>, D. E. Ferreira de Lima<sup>53</sup>, A. Ferrer<sup>168</sup>, D. Ferrere<sup>49</sup>, C. Ferretti<sup>88</sup>, A. Ferretto Parodi<sup>50a,50b</sup>, M. Fiascaris<sup>31</sup>, F. Fiedler<sup>82</sup>, A. Filipčić<sup>74</sup>, M. Filipuzzi<sup>42</sup>, F. Filthaut<sup>105</sup>, M. Fincke-Keeler<sup>170</sup>, K. D. Finelli<sup>151</sup>, M. C. N. Fiolhais<sup>125a,125c</sup>, L. Fiorini<sup>168</sup>, A. Firan<sup>40</sup>, A. Fischer<sup>2</sup>, J. Fischer<sup>176</sup>, W. C. Fisher<sup>89</sup>, E. A. Fitzgerald<sup>23</sup>, M. Flechl<sup>48</sup>, I. Fleck<sup>142</sup>, P. Fleischmann<sup>88</sup>, S. Fleischmann<sup>176</sup>, G. T. Fletcher<sup>140</sup>, G. Fletcher<sup>75</sup>, T. Flick<sup>176</sup>, A. Floderus<sup>80</sup>, L. R. Flores Castillo<sup>174,1</sup>, A. C. Florez Bustos<sup>160b</sup>, M. J. Flowerdew<sup>100</sup>, A. Formica<sup>137</sup>, A. Forti<sup>83</sup>, D. Fortin<sup>160a</sup>, D. Fournier<sup>116</sup>, H. Fox<sup>71</sup>, S. Fracchia<sup>12</sup>, P. Francavilla<sup>79</sup>, M. Franchini<sup>20a,20b</sup>, S. Franchino<sup>30</sup>, D. Francis<sup>30</sup>, L. Franconi<sup>118</sup>, M. Franklin<sup>57</sup>, S. Franz<sup>61</sup>, M. Fraternali<sup>120a,120b</sup>, S. T. French<sup>28</sup>, C. Friedrich<sup>42</sup>, F. Friedrich<sup>44</sup>, D. Froidevaux<sup>30</sup>, J. A. Frost<sup>28</sup>, C. Fukunaga<sup>157</sup>, E. Fullana Torregrosa<sup>82</sup>, B. G. Fulsom<sup>144</sup>, J. Fuster<sup>168</sup>, C. Gabaldon<sup>55</sup>, O. Gabizon<sup>173</sup>, A. Gabrielli<sup>20a,20b</sup>, A. Gabrielli<sup>133a,133b</sup>, S. Gadatsch<sup>106</sup>, S. Gadomski<sup>49</sup>, G. Gagliardi<sup>50a,50b</sup>, P. Gagnon<sup>60</sup>, C. Galea<sup>105</sup>, B. Galhardo<sup>125a,125c</sup>, E. J. Gallas<sup>119</sup>, V. Gallo<sup>17</sup>, B. J. Gallop<sup>130</sup>, P. Gallus<sup>127</sup>, G. Galster<sup>36</sup>, K. K. Gan<sup>110</sup>, J. Gao<sup>33b,h</sup>, Y. S. Gao<sup>144,f</sup>, F. M. Garay Walls<sup>46</sup>, F. Garberon<sup>177</sup>, C. García<sup>168</sup>, J. E. García Navarro<sup>168</sup>, M. Garcia-Sciveres<sup>15</sup>, R. W. Gardner<sup>31</sup>, N. Garelli<sup>144</sup>, V. Garonne<sup>30</sup>, C. Gatti<sup>47</sup>, G. Gaudio<sup>120a</sup>, B. Gaur<sup>142</sup>, L. Gauthier<sup>94</sup>, P. Gauzzi<sup>133a,133b</sup>, I. L. Gavrilenko<sup>95</sup>, C. Gay<sup>169</sup>, G. Gaycken<sup>21</sup>, E. N. Gazis<sup>10</sup>, P. Ge<sup>33d</sup>, Z. Gece<sup>169</sup>, C. N. P. Gee<sup>130</sup>, D. A. A. Geerts<sup>106</sup>, Ch. Geich-Gimbel<sup>21</sup>, K. Gellerstedt<sup>147a,147b</sup>, C. Gemme<sup>50a</sup>, A. Gemmel<sup>53</sup>, M. H. Genest<sup>55</sup>, S. Gentile<sup>133a,133b</sup>, M. George<sup>54</sup>, S. George<sup>76</sup>, D. Gerbaudo<sup>164</sup>, A. Gershon<sup>154</sup>, H. Ghazlane<sup>136b</sup>, N. Ghodbane<sup>34</sup>, B. Giacobbe<sup>20a</sup>, S. Giagu<sup>133a,133b</sup>, V. Giangiobbe<sup>12</sup>, P. Giannetti<sup>123a,123b</sup>, F. Gianotti<sup>30</sup>, B. Gibbard<sup>25</sup>, S. M. Gibson<sup>76</sup>, M. Gilchriese<sup>15</sup>, T. P. S. Gillam<sup>28</sup>, D. Gillberg<sup>30</sup>, G. Gilles<sup>34</sup>, D. M. Gingrich<sup>3,e</sup>, N. Giokaris<sup>9</sup>, M. P. Giordani<sup>165a,165c</sup>, R. Giordano<sup>103a,103b</sup>, F. M. Giorgi<sup>20a</sup>, F. M. Giorgi<sup>16</sup>, P. F. Giraud<sup>137</sup>, D. Giugni<sup>90a</sup>, C. Giuliani<sup>48</sup>, M. Giulini<sup>58b</sup>, B. K. Gjelsten<sup>118</sup>, S. Gkaitatzis<sup>155</sup>, I. Gkialas<sup>155,m</sup>, L. K. Gladilin<sup>98</sup>, C. Glasman<sup>81</sup>, J. Glatzer<sup>30</sup>, P. C. F. Glaysheer<sup>46</sup>, A. Glazov<sup>42</sup>, G. L. Glonti<sup>64</sup>, M. Goblirsch-Kolb<sup>100</sup>, J. R. Goddard<sup>75</sup>, J. Godlewski<sup>30</sup>, C. Goeringer<sup>82</sup>, S. Goldfarb<sup>88</sup>, T. Golling<sup>177</sup>, D. Golubkov<sup>129</sup>, A. Gomes<sup>125a,125b,125d</sup>, L. S. Gomez Fajardo<sup>42</sup>, R. Gonçalves<sup>125a</sup>, J. Goncalves Pinto Firmino Da Costa<sup>137</sup>, L. Gonella<sup>21</sup>, S. González de la Hoz<sup>168</sup>, G. Gonzalez Parra<sup>12</sup>, S. Gonzalez-Sevilla<sup>49</sup>, L. Goossens<sup>30</sup>, P. A. Gorbounov<sup>96</sup>, H. A. Gordon<sup>25</sup>, I. Gorelov<sup>104</sup>, B. Gorini<sup>30</sup>, E. Gorini<sup>72a,72b</sup>, A. Gorišek<sup>74</sup>, E. Gornicki<sup>39</sup>, A. T. Goshaw<sup>6</sup>, C. Gössling<sup>43</sup>, M. I. Gostkin<sup>64</sup>, M. Gouighri<sup>136a</sup>, D. Goujdami<sup>136c</sup>, M. P. Goulette<sup>49</sup>, A. G. Goussiou<sup>139</sup>, C. Goy<sup>5</sup>, S. Gozpinar<sup>23</sup>, H. M. X. Grabas<sup>137</sup>, L. Graber<sup>54</sup>, I. Grabowska-Bold<sup>38a</sup>, P. Grafström<sup>20a,20b</sup>, K.-J. Grahn<sup>42</sup>, J. Gramling<sup>49</sup>, E. Gramstad<sup>118</sup>, S. Grancagnolo<sup>16</sup>, V. Grassi<sup>149</sup>, V. Gratchev<sup>122</sup>, H. M. Gray<sup>30</sup>, E. Graziani<sup>135a</sup>, O. G. Grebenyuk<sup>122</sup>, Z. D. Greenwood<sup>78,n</sup>, K. Gregersen<sup>77</sup>, I. M. Gregor<sup>42</sup>, P. Grenier<sup>144</sup>, J. Griffiths<sup>8</sup>, A. A. Grillo<sup>138</sup>, K. Grimm<sup>71</sup>, S. Grinstein<sup>12,o</sup>, Ph. Gris<sup>34</sup>, Y. V. Grishkevich<sup>98</sup>, J.-F. Grivaz<sup>116</sup>, J. P. Grohs<sup>44</sup>, A. Grohsjean<sup>42</sup>, E. Gross<sup>173</sup>, J. Grosse-Knetter<sup>54</sup>, G. C. Grossi<sup>134a,134b</sup>, J. Groth-Jensen<sup>173</sup>, Z. J. Grout<sup>150</sup>, L. Guan<sup>33b</sup>, F. Guescini<sup>49</sup>, D. Guest<sup>177</sup>, O. Gueta<sup>154</sup>, C. Guicheney<sup>34</sup>, E. Guido<sup>50a,50b</sup>, T. Guillemin<sup>116</sup>, S. Guindon<sup>2</sup>, U. Gul<sup>53</sup>, C. Gumpert<sup>44</sup>, J. Gunther<sup>127</sup>, J. Guo<sup>35</sup>, S. Gupta<sup>119</sup>, P. Gutierrez<sup>112</sup>, N. G. Gutierrez Ortiz<sup>53</sup>, C. Gutsche<sup>77</sup>, N. Guttman<sup>154</sup>, C. Guyot<sup>137</sup>, C. Gwenlan<sup>119</sup>, C. B. Gwilliam<sup>73</sup>, A. Haas<sup>109</sup>, C. Haber<sup>15</sup>, H. K. Hadavand<sup>8</sup>, N. Haddad<sup>136e</sup>, P. Haefner<sup>21</sup>, S. Hageböeck<sup>21</sup>, Z. Hajduk<sup>39</sup>, H. Hakobyan<sup>178</sup>, M. Haleem<sup>42</sup>, D. Hall<sup>119</sup>, G. Halladjian<sup>89</sup>, K. Hamacher<sup>176</sup>, P. Hamal<sup>114</sup>, K. Hamano<sup>170</sup>, M. Hamer<sup>54</sup>, A. Hamilton<sup>146a</sup>, S. Hamilton<sup>162</sup>, G. N. Hamity<sup>146c</sup>, P. G. Hamnett<sup>42</sup>, L. Han<sup>33b</sup>, K. Hanagaki<sup>117</sup>, K. Hanawa<sup>156</sup>, M. Hance<sup>15</sup>, P. Hanke<sup>58a</sup>, R. Hanna<sup>137</sup>, J. B. Hansen<sup>36</sup>, J. D. Hansen<sup>36</sup>, P. H. Hansen<sup>36</sup>, K. Hara<sup>161</sup>, A. S. Hard<sup>174</sup>, T. Harenberg<sup>176</sup>, F. Hariri<sup>116</sup>, S. Harkusha<sup>91</sup>, D. Harper<sup>88</sup>, R. D. Harrington<sup>46</sup>, O. M. Harris<sup>139</sup>, P. F. Harrison<sup>171</sup>, F. Hartjes<sup>106</sup>, M. Hasegawa<sup>66</sup>, S. Hasegawa<sup>102</sup>, Y. Hasegawa<sup>141</sup>, A. Hasib<sup>112</sup>, S. Hassani<sup>137</sup>, S. Haug<sup>17</sup>, M. Hauschild<sup>30</sup>, R. Hauser<sup>89</sup>, M. Havranek<sup>126</sup>, C. M. Hawkes<sup>18</sup>, R. J. Hawkins<sup>30</sup>, A. D. Hawkins<sup>80</sup>, T. Hayashi<sup>161</sup>, D. Hayden<sup>89</sup>, C. P. Hays<sup>119</sup>, H. S. Hayward<sup>73</sup>, S. J. Haywood<sup>130</sup>, S. J. Head<sup>18</sup>, T. Heck<sup>82</sup>, V. Hedberg<sup>80</sup>, L. Heelan<sup>8</sup>, S. Heim<sup>121</sup>, T. Heim<sup>176</sup>, B. Heinemann<sup>15</sup>, L. Heinrich<sup>109</sup>, J. Hejbal<sup>126</sup>, L. Helary<sup>22</sup>, C. Heller<sup>99</sup>, M. Heller<sup>30</sup>, S. Hellman<sup>147a,147b</sup>, D. Hellmich<sup>21</sup>, C. Helsen<sup>30</sup>, J. Henderson<sup>119</sup>, R. C. W. Henderson<sup>71</sup>, Y. Heng<sup>174</sup>, C. Hengler<sup>42</sup>, A. Henrichs<sup>177</sup>, A. M. Henriques Correia<sup>30</sup>, S. Henrot-Versille<sup>116</sup>, C. Hensel<sup>54</sup>, G. H. Herbert<sup>16</sup>, Y. Hernández Jiménez<sup>168</sup>, R. Herrberg-Schubert<sup>16</sup>, G. Herten<sup>48</sup>, R. Hertenberger<sup>99</sup>, L. Hervas<sup>30</sup>, G. G. Hesketh<sup>77</sup>, N. P. Hessey<sup>106</sup>, R. Hickling<sup>75</sup>, E. Higón-Rodríguez<sup>168</sup>, E. Hill<sup>170</sup>, J. C. Hill<sup>28</sup>, K. H. Hiller<sup>42</sup>, S. Hillert<sup>21</sup>, S. J. Hillier<sup>18</sup>, I. Hinchliffe<sup>15</sup>, E. Hines<sup>121</sup>, M. Hirose<sup>158</sup>, D. Hirschbuehl<sup>176</sup>, J. Hobbs<sup>149</sup>, N. Hod<sup>106</sup>, M. C. Hodgkinson<sup>140</sup>, P. Hodgson<sup>140</sup>, A. Hoecker<sup>30</sup>, M. R. Hoferkamp<sup>104</sup>, F. Hoenic<sup>99</sup>, J. Hoffman<sup>40</sup>, D. Hoffmann<sup>84</sup>, J. I. Hofmann<sup>58a</sup>, M. Hohlfeld<sup>82</sup>, T. R. Holmes<sup>15</sup>, T. M. Hong<sup>121</sup>, L. Hooft van Huysduynen<sup>109</sup>, W. H. Hopkins<sup>115</sup>, Y. Horii<sup>102</sup>, J.-Y. Hostachy<sup>55</sup>, S. Hou<sup>152</sup>, A. Hoummada<sup>136a</sup>, J. Howard<sup>119</sup>, J. Howarth<sup>42</sup>, M. Hrabovsky<sup>114</sup>, I. Hristova<sup>16</sup>, J. Hrivnac<sup>116</sup>, T. Hryn'ova<sup>5</sup>, C. Hsu<sup>146c</sup>, P. J. Hsu<sup>82</sup>, S.-C. Hsu<sup>139</sup>, D. Hu<sup>35</sup>, X. Hu<sup>25</sup>, Y. Huang<sup>42</sup>, Z. Hubacek<sup>30</sup>, F. Hubaut<sup>84</sup>, F. Huegging<sup>21</sup>, T. B. Huffman<sup>119</sup>, E. W. Hughes<sup>35</sup>, G. Hughes<sup>71</sup>, M. Huhtinen<sup>30</sup>



T. A. Hülsing<sup>82</sup>, M. Hurwitz<sup>15</sup>, N. Huseynov<sup>64,b</sup>, J. Huston<sup>89</sup>, J. Huth<sup>57</sup>, G. Iacobucci<sup>49</sup>, G. Iakovidis<sup>10</sup>, I. Ibragimov<sup>142</sup>, L. Iconomidou-Fayard<sup>116</sup>, E. Ideal<sup>177</sup>, P. Ingo<sup>103a</sup>, O. Igonkina<sup>106</sup>, T. Iizawa<sup>172</sup>, Y. Ikegami<sup>65</sup>, K. Ikematsu<sup>142</sup>, M. Ikeno<sup>65</sup>, Y. Ilchenko<sup>31,p</sup>, D. Iliadis<sup>155</sup>, N. Ilic<sup>159</sup>, Y. Inamaru<sup>66</sup>, T. Ince<sup>100</sup>, P. Ioannou<sup>9</sup>, M. Iodice<sup>135a</sup>, K. Iordanidou<sup>9</sup>, V. Ippolito<sup>57</sup>, A. Irlles Quiles<sup>168</sup>, C. Isaksson<sup>167</sup>, M. Ishino<sup>67</sup>, M. Ishitsuka<sup>158</sup>, R. Ishmukhametov<sup>110</sup>, C. Issever<sup>119</sup>, S. Istin<sup>19a</sup>, J. M. Iturbe Ponce<sup>83</sup>, R. Iuppa<sup>134a,134b</sup>, J. Ivarsson<sup>80</sup>, W. Iwanski<sup>39</sup>, H. Iwasaki<sup>65</sup>, J. M. Izen<sup>41</sup>, V. Izzo<sup>103a</sup>, B. Jackson<sup>121</sup>, M. Jackson<sup>73</sup>, P. Jackson<sup>1</sup>, M. R. Jaekel<sup>30</sup>, V. Jain<sup>2</sup>, K. Jakobs<sup>48</sup>, S. Jakobsen<sup>30</sup>, T. Jakoubek<sup>126</sup>, J. Jakubek<sup>127</sup>, D. O. Jamin<sup>152</sup>, D. K. Jana<sup>78</sup>, E. Jansen<sup>77</sup>, H. Jansen<sup>30</sup>, J. Janssen<sup>21</sup>, M. Janus<sup>171</sup>, G. Jarlskog<sup>80</sup>, N. Javadov<sup>64,b</sup>, T. Javůrek<sup>48</sup>, L. Jeanty<sup>15</sup>, J. Jejelava<sup>51a,q</sup>, G.-Y. Jeng<sup>151</sup>, D. Jennens<sup>87</sup>, P. Jenni<sup>48,r</sup>, J. Jentsch<sup>43</sup>, C. Jeske<sup>171</sup>, S. Jézéquel<sup>5</sup>, H. Ji<sup>174</sup>, J. Jia<sup>149</sup>, Y. Jiang<sup>33b</sup>, M. Jimenez Belenguer<sup>42</sup>, S. Jin<sup>33a</sup>, A. Jinaru<sup>26a</sup>, O. Jinnouchi<sup>158</sup>, M. D. Joergensen<sup>36</sup>, K. E. Johansson<sup>147a,147b</sup>, P. Johansson<sup>140</sup>, K. A. Johns<sup>7</sup>, K. Jon-And<sup>147a,147b</sup>, G. Jones<sup>171</sup>, R. W. L. Jones<sup>71</sup>, T. J. Jones<sup>73</sup>, J. Jongmanns<sup>58a</sup>, P. M. Jorge<sup>125a,125b</sup>, K. D. Joshi<sup>83</sup>, J. Jovicevic<sup>148</sup>, X. Ju<sup>174</sup>, C. A. Jung<sup>43</sup>, R. M. Jungst<sup>30</sup>, P. Jussel<sup>61</sup>, A. Juste Rozas<sup>12,o</sup>, M. Kaci<sup>168</sup>, A. Kaczmarzka<sup>39</sup>, M. Kado<sup>116</sup>, H. Kagan<sup>110</sup>, M. Kagan<sup>144</sup>, E. Kajomovitz<sup>45</sup>, C. W. Kalderon<sup>119</sup>, S. Kama<sup>40</sup>, A. Kamenshchikov<sup>129</sup>, N. Kanaya<sup>156</sup>, M. Kaneda<sup>30</sup>, S. Kaneti<sup>28</sup>, V. A. Kantserov<sup>97</sup>, J. Kanzaki<sup>65</sup>, B. Kaplan<sup>109</sup>, A. Kapliy<sup>31</sup>, D. Kar<sup>53</sup>, K. Karakostas<sup>10</sup>, N. Karastathis<sup>10</sup>, M. J. Kareem<sup>54</sup>, M. Karnevskiy<sup>82</sup>, S. N. Karpov<sup>64</sup>, Z. M. Karpova<sup>64</sup>, K. Karthik<sup>109</sup>, V. Kartvelishvili<sup>71</sup>, A. N. Karyukhin<sup>129</sup>, L. Kashif<sup>174</sup>, G. Kasieczka<sup>58b</sup>, R. D. Kass<sup>110</sup>, A. Kastanas<sup>14</sup>, Y. Kataoka<sup>156</sup>, A. Katre<sup>49</sup>, J. Katzy<sup>42</sup>, V. Kaushik<sup>7</sup>, K. Kawagoe<sup>69</sup>, T. Kawamoto<sup>156</sup>, G. Kawamura<sup>54</sup>, S. Kazama<sup>156</sup>, V. F. Kazanin<sup>108</sup>, M. Y. Kazarinov<sup>64</sup>, R. Keeler<sup>170</sup>, R. Kehoe<sup>40</sup>, M. Keil<sup>54</sup>, J. S. Keller<sup>42</sup>, J. J. Kempster<sup>76</sup>, H. Keoshkerian<sup>5</sup>, O. Kepka<sup>126</sup>, B. P. Kerševan<sup>74</sup>, S. Kersten<sup>176</sup>, K. Kessoku<sup>156</sup>, J. Keung<sup>159</sup>, F. Khalil-zada<sup>11</sup>, H. Khandanyan<sup>147a,147b</sup>, A. Khanov<sup>113</sup>, A. Khodinov<sup>97</sup>, A. Khomich<sup>58a</sup>, T. J. Khoo<sup>28</sup>, G. Khoraiuli<sup>21</sup>, A. Khoroshilov<sup>176</sup>, V. Khovanskiy<sup>96</sup>, E. Khramov<sup>64</sup>, J. Khubua<sup>51b</sup>, H. Y. Kim<sup>8</sup>, H. Kim<sup>147a,147b</sup>, S. H. Kim<sup>161</sup>, N. Kimura<sup>172</sup>, O. Kind<sup>16</sup>, B. T. King<sup>73</sup>, M. King<sup>168</sup>, R. S. B. King<sup>119</sup>, S. B. King<sup>169</sup>, J. Kirk<sup>130</sup>, A. E. Kiryunin<sup>100</sup>, T. Kishimoto<sup>66</sup>, D. Kisielewska<sup>38a</sup>, F. Kiss<sup>48</sup>, T. Kittelmann<sup>124</sup>, K. Kiuchi<sup>161</sup>, E. Kladiva<sup>145b</sup>, M. Klein<sup>73</sup>, U. Klein<sup>73</sup>, K. Kleinknecht<sup>82</sup>, P. Klimek<sup>147a,147b</sup>, A. Klimentov<sup>25</sup>, R. Klingenberg<sup>43</sup>, J. A. Klinger<sup>83</sup>, T. Klioutchnikova<sup>30</sup>, P. F. Klok<sup>105</sup>, E.-E. Kluge<sup>58a</sup>, P. Kluit<sup>106</sup>, S. Kluth<sup>100</sup>, E. Kneringer<sup>61</sup>, E. B. F. G. Knoop<sup>84</sup>, A. Knue<sup>53</sup>, D. Kobayashi<sup>158</sup>, T. Kobayashi<sup>156</sup>, M. Kobel<sup>44</sup>, M. Kocian<sup>144</sup>, P. Kodys<sup>128</sup>, P. Koesvarki<sup>21</sup>, T. Koffas<sup>29</sup>, E. Koffeman<sup>106</sup>, L. A. Kogan<sup>119</sup>, S. Kohlmann<sup>176</sup>, Z. Kohout<sup>127</sup>, T. Kohriki<sup>65</sup>, T. Koi<sup>144</sup>, H. Kolanoski<sup>16</sup>, I. Koletsou<sup>5</sup>, J. Koll<sup>89</sup>, A. A. Komar<sup>95,\*</sup>, Y. Komori<sup>156</sup>, T. Kondo<sup>65</sup>, N. Kondrashova<sup>42</sup>, K. Köneke<sup>48</sup>, A. C. König<sup>105</sup>, S. König<sup>82</sup>, T. Kono<sup>65,s</sup>, R. Konoplich<sup>109,t</sup>, N. Konstantinidis<sup>77</sup>, R. Kopeliansky<sup>153</sup>, S. Koperny<sup>38a</sup>, L. Köpke<sup>82</sup>, A. K. Kopp<sup>48</sup>, K. Korcyl<sup>39</sup>, K. Kordas<sup>155</sup>, A. Korn<sup>77</sup>, A. A. Korol<sup>108,c</sup>, I. Korolkov<sup>12</sup>, E. V. Korolkova<sup>140</sup>, V. A. Korotkov<sup>129</sup>, O. Kortner<sup>100</sup>, S. Kortner<sup>100</sup>, V. V. Kostyukhin<sup>21</sup>, V. M. Kotov<sup>64</sup>, A. Kotwal<sup>45</sup>, C. Kourkoumelis<sup>9</sup>, V. Kouskoura<sup>155</sup>, A. Koutsman<sup>160a</sup>, R. Kowalewski<sup>170</sup>, T. Z. Kowalski<sup>38a</sup>, W. Kozanecki<sup>137</sup>, A. S. Kozhin<sup>129</sup>, V. Kral<sup>127</sup>, V. A. Kramarenko<sup>98</sup>, G. Kramberger<sup>74</sup>, D. Krasnoperov<sup>97</sup>, M. W. Krasny<sup>79</sup>, A. Krasznahorkay<sup>30</sup>, J. K. Kraus<sup>21</sup>, A. Kravchenko<sup>25</sup>, S. Kreiss<sup>109</sup>, M. Kretz<sup>58c</sup>, J. Kretschmar<sup>73</sup>, K. Kreutzfeldt<sup>52</sup>, P. Krieger<sup>159</sup>, K. Kroeninger<sup>54</sup>, H. Kroha<sup>100</sup>, J. Kroll<sup>121</sup>, J. Kroseberg<sup>21</sup>, J. Krstic<sup>13a</sup>, U. Kruchonak<sup>64</sup>, H. Krüger<sup>21</sup>, T. Kruker<sup>17</sup>, N. Krumnack<sup>63</sup>, Z. V. Krumshcheyn<sup>64</sup>, A. Kruse<sup>174</sup>, M. C. Kruse<sup>45</sup>, M. Kruskal<sup>22</sup>, T. Kubota<sup>87</sup>, S. Kудay<sup>4a</sup>, S. Kuehn<sup>48</sup>, A. Kugel<sup>58c</sup>, A. Kuhl<sup>138</sup>, T. Kuhl<sup>42</sup>, V. Kukhtin<sup>64</sup>, Y. Kulchitsky<sup>91</sup>, S. Kuleshov<sup>32b</sup>, M. Kuna<sup>133a,133b</sup>, J. Kunkle<sup>121</sup>, A. Kupco<sup>126</sup>, H. Kurashige<sup>66</sup>, Y. A. Kurochkin<sup>91</sup>, R. Kurumida<sup>66</sup>, V. Kus<sup>126</sup>, E. S. Kuwertz<sup>148</sup>, M. Kuze<sup>158</sup>, J. Kvita<sup>114</sup>, A. La Rosa<sup>49</sup>, L. La Rotonda<sup>37a,37b</sup>, C. Lacasta<sup>168</sup>, F. Lacava<sup>133a,133b</sup>, J. Lacey<sup>29</sup>, H. Lacker<sup>16</sup>, D. Lacour<sup>79</sup>, V. R. Lacuesta<sup>168</sup>, E. Ladygin<sup>64</sup>, R. Lafaye<sup>5</sup>, B. Laforge<sup>79</sup>, T. Lagouri<sup>177</sup>, S. Lai<sup>48</sup>, H. Laier<sup>58a</sup>, L. Lambourne<sup>77</sup>, S. Lammers<sup>60</sup>, C. L. Lampen<sup>7</sup>, W. Lamp<sup>7</sup>, E. Lançon<sup>137</sup>, U. Landgraf<sup>48</sup>, M. P. J. Landon<sup>75</sup>, V. S. Lang<sup>58a</sup>, A. J. Lankford<sup>164</sup>, F. Lanni<sup>25</sup>, K. Lantzsck<sup>30</sup>, S. Laplace<sup>79</sup>, C. Lapoire<sup>21</sup>, J. F. Laporte<sup>137</sup>, T. Lari<sup>90a</sup>, F. Lasagni Manghi<sup>20a,20b</sup>, M. Lassnig<sup>30</sup>, P. Laurelli<sup>47</sup>, W. Lavrijsen<sup>15</sup>, A. T. Law<sup>138</sup>, P. Laycock<sup>73</sup>, O. Le Dortz<sup>79</sup>, E. Le Guirriec<sup>84</sup>, E. Le Menedeu<sup>12</sup>, T. LeCompte<sup>6</sup>, F. Ledroit-Guillon<sup>55</sup>, C. A. Lee<sup>152</sup>, H. Lee<sup>106</sup>, J. S. H. Lee<sup>117</sup>, S. C. Lee<sup>152</sup>, L. Lee<sup>1</sup>, G. Lefebvre<sup>79</sup>, M. Lefebvre<sup>170</sup>, F. Legger<sup>99</sup>, C. Leggett<sup>15</sup>, A. Lehan<sup>73</sup>, M. Lehmacher<sup>21</sup>, G. Lehmann Miotto<sup>30</sup>, X. Lei<sup>7</sup>, W. A. Leight<sup>29</sup>, A. Leisos<sup>155</sup>, A. G. Leister<sup>177</sup>, M. A. L. Leite<sup>24d</sup>, R. Leitner<sup>128</sup>, D. Lellouch<sup>173</sup>, B. Lemmer<sup>54</sup>, K. J. C. Leney<sup>77</sup>, T. Lenz<sup>21</sup>, G. Lenzen<sup>176</sup>, B. Lenzi<sup>30</sup>, R. Leone<sup>7</sup>, S. Leone<sup>123a,123b</sup>, C. Leonidopoulos<sup>46</sup>, S. Leontsinis<sup>10</sup>, C. Leroy<sup>94</sup>, C. G. Lester<sup>28</sup>, C. M. Lester<sup>121</sup>, M. Levchenko<sup>122</sup>, J. Levêque<sup>5</sup>, D. Levin<sup>88</sup>, L. J. Levinson<sup>173</sup>, M. Levy<sup>18</sup>, A. Lewis<sup>119</sup>, G. H. Lewis<sup>109</sup>, A. M. Leyko<sup>21</sup>, M. Leyton<sup>41</sup>, B. Li<sup>33b,u</sup>, B. Li<sup>84</sup>, H. Li<sup>149</sup>, H. L. Li<sup>31</sup>, L. Li<sup>45</sup>, L. Li<sup>33e</sup>, S. Li<sup>45</sup>, Y. Li<sup>33c,v</sup>, Z. Liang<sup>138</sup>, H. Liao<sup>34</sup>, B. Liberti<sup>134a</sup>, P. Lichard<sup>30</sup>, K. Lie<sup>166</sup>, J. Liebal<sup>21</sup>, W. Liebig<sup>14</sup>, C. Limbach<sup>21</sup>, A. Limosani<sup>87</sup>, S. C. Lin<sup>152,w</sup>, T. H. Lin<sup>82</sup>, F. Linde<sup>106</sup>, B. E. Lindquist<sup>149</sup>, J. T. Linnemann<sup>89</sup>, E. Lipeles<sup>121</sup>, A. Lipniacka<sup>14</sup>, M. Lisovsky<sup>42</sup>, T. M. Liss<sup>166</sup>, D. Lissauer<sup>25</sup>, A. Lister<sup>169</sup>, A. M. Litke<sup>138</sup>, B. Liu<sup>152</sup>, D. Liu<sup>152</sup>, J. B. Liu<sup>33b</sup>, K. Liu<sup>33b,x</sup>, L. Liu<sup>88</sup>, M. Liu<sup>45</sup>, M. Liu<sup>33b</sup>, Y. Liu<sup>33b</sup>, M. Livan<sup>120a,120b</sup>, S. S. A. Livermore<sup>119</sup>, A. Lleres<sup>55</sup>, J. Llorente Merino<sup>81</sup>, S. L. Lloyd<sup>75</sup>, F. Lo Sterzo<sup>152</sup>, E. Lobodzinska<sup>42</sup>, P. Loch<sup>7</sup>, W. S. Lockman<sup>138</sup>, T. Loddenkoetter<sup>21</sup>, F. K. Loebinger<sup>83</sup>, A. E. Loevschall-Jensen<sup>36</sup>, A. Loginov<sup>177</sup>, T. Lohse<sup>16</sup>, K. Lohwasser<sup>42</sup>, M. Lokajicek<sup>126</sup>



V. P. Lombardo<sup>5</sup>, B. A. Long<sup>22</sup>, J. D. Long<sup>88</sup>, R. E. Long<sup>71</sup>, L. Lopes<sup>125a</sup>, D. Lopez Mateos<sup>57</sup>, B. Lopez Paredes<sup>140</sup>, I. Lopez Paz<sup>12</sup>, J. Lorenz<sup>99</sup>, N. Lorenzo Martinez<sup>60</sup>, M. Losada<sup>163</sup>, P. Loscutoff<sup>15</sup>, X. Lou<sup>41</sup>, A. Lounis<sup>116</sup>, J. Love<sup>6</sup>, P. A. Love<sup>71</sup>, A. J. Lowe<sup>144,f</sup>, F. Lu<sup>33a</sup>, N. Lu<sup>88</sup>, H. J. Lubatti<sup>139</sup>, C. Luci<sup>133a,133b</sup>, A. Lucotte<sup>55</sup>, F. Luehring<sup>60</sup>, W. Lukas<sup>61</sup>, L. Luminari<sup>133a</sup>, O. Lundberg<sup>147a,147b</sup>, B. Lund-Jensen<sup>148</sup>, M. Lungwitz<sup>82</sup>, D. Lynn<sup>25</sup>, R. Lysak<sup>126</sup>, E. Lytken<sup>80</sup>, H. Ma<sup>25</sup>, L. L. Ma<sup>33d</sup>, G. Maccarrone<sup>47</sup>, A. Macchiolo<sup>100</sup>, J. Machado Miguens<sup>125a,125b</sup>, D. Macina<sup>30</sup>, D. Madaffari<sup>84</sup>, R. Madar<sup>48</sup>, H. J. Maddocks<sup>71</sup>, W. F. Mader<sup>44</sup>, A. Madsen<sup>167</sup>, M. Maeno<sup>8</sup>, T. Maeno<sup>25</sup>, A. Maevskiy<sup>98</sup>, E. Magradze<sup>54</sup>, K. Mahboubi<sup>48</sup>, J. Mahlstedt<sup>106</sup>, S. Mahmoud<sup>73</sup>, C. Maiani<sup>137</sup>, C. Maidantchik<sup>24a</sup>, A. A. Maier<sup>100</sup>, A. Maio<sup>125a,125b,125d</sup>, S. Majewski<sup>115</sup>, Y. Makida<sup>65</sup>, N. Makovec<sup>116</sup>, P. Mal<sup>137,y</sup>, B. Malaescu<sup>79</sup>, Pa. Malecki<sup>39</sup>, V. P. Maleev<sup>122</sup>, F. Malek<sup>55</sup>, U. Mallik<sup>62</sup>, D. Malon<sup>6</sup>, C. Malone<sup>144</sup>, S. Maltezos<sup>10</sup>, V. M. Malyshev<sup>108</sup>, S. Malyukov<sup>30</sup>, J. Mamuzic<sup>13b</sup>, B. Mandelli<sup>30</sup>, L. Mandelli<sup>90a</sup>, I. Mandić<sup>74</sup>, R. Mandrysch<sup>62</sup>, J. Maneira<sup>125a,125b</sup>, A. Manfredini<sup>100</sup>, L. Manhaes de Andrade Filho<sup>24b</sup>, J. A. Manjarres Ramos<sup>160b</sup>, A. Mann<sup>99</sup>, P. M. Manning<sup>138</sup>, A. Manousakis-Katsikakis<sup>9</sup>, B. Mansoulie<sup>137</sup>, R. Mantifel<sup>86</sup>, L. Mapelli<sup>30</sup>, L. March<sup>146c</sup>, J. F. Marchand<sup>29</sup>, G. Marchiori<sup>79</sup>, M. Marcisovsky<sup>126</sup>, C. P. Marino<sup>170</sup>, M. Marjanovic<sup>13a</sup>, C. N. Marques<sup>125a</sup>, F. Marroquim<sup>24a</sup>, S. P. Marsden<sup>83</sup>, Z. Marshall<sup>15</sup>, L. F. Marti<sup>17</sup>, S. Marti-Garcia<sup>168</sup>, B. Martin<sup>30</sup>, B. Martin<sup>89</sup>, T. A. Martin<sup>171</sup>, V. J. Martin<sup>46</sup>, B. Martin dit Latour<sup>14</sup>, H. Martinez<sup>137</sup>, M. Martinez<sup>12,o</sup>, S. Martin-Haugh<sup>130</sup>, A. C. Martyniuk<sup>77</sup>, M. Marx<sup>139</sup>, F. Marzano<sup>133a</sup>, A. Marzin<sup>30</sup>, L. Masetti<sup>82</sup>, T. Mashimo<sup>156</sup>, R. Mashinistov<sup>95</sup>, J. Masik<sup>83</sup>, A. L. Maslennikov<sup>108,c</sup>, I. Massa<sup>20a,20b</sup>, L. Massa<sup>20a,20b</sup>, N. Massol<sup>5</sup>, P. Mastrandrea<sup>149</sup>, A. Mastroberardino<sup>37a,37b</sup>, T. Masubuchi<sup>156</sup>, P. Mättig<sup>176</sup>, J. Mattmann<sup>82</sup>, J. Maurer<sup>26a</sup>, S. J. Maxfield<sup>73</sup>, D. A. Maximov<sup>108,c</sup>, R. Mazini<sup>152</sup>, L. Mazzaferro<sup>134a,134b</sup>, G. Mc Goldrick<sup>159</sup>, S. P. Mc Kee<sup>88</sup>, A. McCann<sup>88</sup>, R. L. McCarthy<sup>149</sup>, T. G. McCarthy<sup>29</sup>, N. A. McCubbin<sup>130</sup>, K. W. McFarlane<sup>56,\*</sup>, J. A. Mcfayden<sup>77</sup>, G. Mchedlidze<sup>54</sup>, S. J. McMahon<sup>130</sup>, R. A. McPherson<sup>170,j</sup>, J. Mechnich<sup>106</sup>, M. Medinnis<sup>42</sup>, S. Meehan<sup>31</sup>, S. Mehlhase<sup>99</sup>, A. Mehta<sup>73</sup>, K. Meier<sup>58a</sup>, C. Meineck<sup>99</sup>, B. Meirose<sup>80</sup>, C. Melachrinou<sup>31</sup>, B. R. Mellado Garcia<sup>146c</sup>, F. Meloni<sup>17</sup>, A. Mengarelli<sup>20a,20b</sup>, S. Menke<sup>100</sup>, E. Meoni<sup>162</sup>, K. M. Mercurio<sup>57</sup>, S. Mergelmeyer<sup>21</sup>, N. Meric<sup>137</sup>, P. Mermod<sup>49</sup>, L. Merola<sup>103a,103b</sup>, C. Meroni<sup>90a</sup>, F. S. Merritt<sup>31</sup>, H. Merritt<sup>110</sup>, A. Messina<sup>30,z</sup>, J. Metcalfe<sup>25</sup>, A. S. Mete<sup>164</sup>, C. Meyer<sup>82</sup>, C. Meyer<sup>121</sup>, J.-P. Meyer<sup>137</sup>, J. Meyer<sup>30</sup>, R. P. Middleton<sup>130</sup>, S. Migas<sup>73</sup>, L. Mijović<sup>21</sup>, G. Mikenberg<sup>173</sup>, M. Mikestikova<sup>126</sup>, M. Mikuž<sup>74</sup>, A. Milic<sup>30</sup>, D. W. Miller<sup>31</sup>, C. Mills<sup>46</sup>, A. Milov<sup>173</sup>, D. A. Milstead<sup>147a,147b</sup>, D. Milstein<sup>173</sup>, A. A. Minaenko<sup>129</sup>, I. A. Minashvili<sup>64</sup>, A. I. Mincer<sup>109</sup>, B. Mindur<sup>38a</sup>, M. Mineev<sup>64</sup>, Y. Ming<sup>174</sup>, L. M. Mir<sup>12</sup>, G. Mirabelli<sup>133a</sup>, T. Mitani<sup>172</sup>, J. Mitrevski<sup>99</sup>, V. A. Mitsou<sup>168</sup>, S. Mitsui<sup>65</sup>, A. Miucci<sup>49</sup>, P. S. Miyagawa<sup>140</sup>, J. U. Mjörnmark<sup>80</sup>, T. Moa<sup>147a,147b</sup>, K. Mochizuki<sup>84</sup>, S. Mohapatra<sup>35</sup>, W. Mohr<sup>48</sup>, S. Molander<sup>147a,147b</sup>, R. Moles-Valls<sup>168</sup>, K. Mönig<sup>42</sup>, C. Monini<sup>55</sup>, J. Monk<sup>36</sup>, E. Monnier<sup>84</sup>, J. Montejo Berlingen<sup>12</sup>, F. Monticelli<sup>70</sup>, S. Monzani<sup>133a,133b</sup>, R. W. Moore<sup>3</sup>, N. Morange<sup>62</sup>, D. Moreno<sup>82</sup>, M. Moreno Llácer<sup>54</sup>, P. Morettini<sup>50a</sup>, M. Morgenstern<sup>44</sup>, M. Morii<sup>57</sup>, S. Moritz<sup>82</sup>, A. K. Morley<sup>148</sup>, G. Mornacchi<sup>30</sup>, J. D. Morris<sup>75</sup>, L. Morvaj<sup>102</sup>, H. G. Moser<sup>100</sup>, M. Mosidze<sup>51b</sup>, J. Moss<sup>110</sup>, K. Motohashi<sup>158</sup>, R. Mount<sup>144</sup>, E. Mountricha<sup>25</sup>, S. V. Mouraviev<sup>95,\*</sup>, E. J. W. Moyse<sup>85</sup>, S. Muanza<sup>84</sup>, R. D. Mudd<sup>18</sup>, F. Mueller<sup>58a</sup>, J. Mueller<sup>124</sup>, K. Mueller<sup>21</sup>, T. Mueller<sup>28</sup>, T. Mueller<sup>82</sup>, D. Muenstermann<sup>49</sup>, Y. Munwes<sup>154</sup>, J. A. Murillo Quijada<sup>18</sup>, W. J. Murray<sup>130,171</sup>, H. Musheghyan<sup>54</sup>, E. Musto<sup>153</sup>, A. G. Myagkov<sup>129,aa</sup>, M. Myska<sup>127</sup>, O. Nackenhorst<sup>54</sup>, J. Nadal<sup>54</sup>, K. Nagai<sup>61</sup>, R. Nagai<sup>158</sup>, Y. Nagai<sup>84</sup>, K. Nagano<sup>65</sup>, A. Nagarkar<sup>110</sup>, Y. Nagasaka<sup>59</sup>, M. Nagel<sup>100</sup>, A. M. Nairz<sup>30</sup>, Y. Nakahama<sup>30</sup>, K. Nakamura<sup>65</sup>, T. Nakamura<sup>156</sup>, I. Nakano<sup>111</sup>, H. Namasivayam<sup>41</sup>, G. Nanava<sup>21</sup>, R. Narayan<sup>58b</sup>, T. Nattermann<sup>21</sup>, T. Naumann<sup>42</sup>, G. Navarro<sup>163</sup>, R. Nayyar<sup>7</sup>, H. A. Neal<sup>88</sup>, P. Yu. Nechaeva<sup>95</sup>, T. J. Neep<sup>83</sup>, P. D. Nef<sup>144</sup>, A. Negri<sup>120a,120b</sup>, G. Negri<sup>30</sup>, M. Negrini<sup>20a</sup>, S. Nektarijevic<sup>49</sup>, C. Nellist<sup>116</sup>, A. Nelson<sup>164</sup>, T. K. Nelson<sup>144</sup>, S. Nemecek<sup>126</sup>, P. Nemethy<sup>109</sup>, A. A. Nepomuceno<sup>24a</sup>, M. Nessi<sup>30,ab</sup>, M. S. Neubauer<sup>166</sup>, M. Neumann<sup>176</sup>, R. M. Neves<sup>109</sup>, P. Nevski<sup>25</sup>, P. R. Newman<sup>18</sup>, D. H. Nguyen<sup>6</sup>, R. B. Nickerson<sup>119</sup>, R. Nicolaidou<sup>137</sup>, B. Nicquevert<sup>30</sup>, J. Nielsen<sup>138</sup>, N. Nikiforou<sup>35</sup>, A. Nikiforov<sup>16</sup>, V. Nikolaenko<sup>129,aa</sup>, I. Nikolic-Audit<sup>79</sup>, K. Nikolics<sup>49</sup>, K. Nikolopoulos<sup>18</sup>, P. Nilsson<sup>8</sup>, Y. Ninomiya<sup>156</sup>, A. Nisati<sup>133a</sup>, R. Nisius<sup>100</sup>, T. Nobe<sup>158</sup>, L. Nodulman<sup>6</sup>, M. Nomachi<sup>117</sup>, I. Nomidis<sup>29</sup>, S. Norberg<sup>112</sup>, M. Nordberg<sup>30</sup>, O. Novgorodova<sup>44</sup>, S. Nowak<sup>100</sup>, M. Nozaki<sup>65</sup>, L. Nozka<sup>114</sup>, K. Ntekas<sup>10</sup>, G. Nunes Hanninger<sup>87</sup>, T. Nunnemann<sup>99</sup>, E. Nurse<sup>77</sup>, F. Nuti<sup>87</sup>, B. J. O'Brien<sup>46</sup>, F. O'grady<sup>7</sup>, D. C. O'Neil<sup>143</sup>, V. O'Shea<sup>53</sup>, F. G. Oakham<sup>29,e</sup>, H. Oberlack<sup>100</sup>, T. Obermann<sup>21</sup>, J. Ocariz<sup>79</sup>, A. Ochi<sup>66</sup>, M. I. Ochoa<sup>77</sup>, S. Oda<sup>69</sup>, S. Odaka<sup>65</sup>, H. Ogren<sup>60</sup>, A. Oh<sup>83</sup>, S. H. Oh<sup>45</sup>, C. C. Ohm<sup>15</sup>, H. Ohman<sup>167</sup>, W. Okamura<sup>117</sup>, H. Okawa<sup>25</sup>, Y. Okumura<sup>31</sup>, T. Okuyama<sup>156</sup>, A. Olariu<sup>26a</sup>, A. G. Olchevski<sup>64</sup>, S. A. Olivares Pino<sup>46</sup>, D. Oliveira Damazio<sup>25</sup>, E. Oliver Garcia<sup>168</sup>, A. Olszewski<sup>39</sup>, J. Olszowska<sup>39</sup>, A. Onofre<sup>125a,125c</sup>, P. U. E. Onyisi<sup>31,p</sup>, C. J. Oram<sup>160a</sup>, M. J. Oreglia<sup>31</sup>, Y. Oren<sup>154</sup>, D. Orestano<sup>135a,135b</sup>, N. Orlando<sup>72a,72b</sup>, C. Oropeza Barrera<sup>53</sup>, R. S. Orr<sup>159</sup>, B. Osculati<sup>50a,50b</sup>, R. Ospanov<sup>121</sup>, G. Otero y Garzon<sup>27</sup>, H. Otono<sup>69</sup>, M. Ouchrif<sup>136d</sup>, E. A. Ouellette<sup>170</sup>, F. Ould-Saada<sup>118</sup>, A. Ouraou<sup>137</sup>, K. P. Oussoren<sup>106</sup>, Q. Ouyang<sup>33a</sup>, A. Ovcharova<sup>15</sup>, M. Owen<sup>83</sup>, V. E. Ozcan<sup>19a</sup>, N. Ozturk<sup>8</sup>, K. Pachal<sup>119</sup>, A. Pacheco Pages<sup>12</sup>, C. Padilla Aranda<sup>12</sup>, M. Pagáčová<sup>48</sup>, S. Pagan Griso<sup>15</sup>, E. Paganis<sup>140</sup>, C. Pahl<sup>100</sup>, F. Paige<sup>25</sup>, P. Pais<sup>85</sup>, K. Pajchel<sup>118</sup>, G. Palacino<sup>160b</sup>, S. Palestini<sup>30</sup>, M. Palka<sup>38b</sup>, D. Pallin<sup>34</sup>, A. Palma<sup>125a,125b</sup>, J. D. Palmer<sup>18</sup>, Y. B. Pan<sup>174</sup>, E. Panagiotopoulou<sup>10</sup>, J. G. Panduro Vazquez<sup>76</sup>, P. Pani<sup>106</sup>, N. Panikashvili<sup>88</sup>, S. Panitkin<sup>25</sup>, D. Pantea<sup>26a</sup>, L. Paolozzi<sup>134a,134b</sup>, Th. D. Papadopolou<sup>10</sup>, K. Papageorgiou<sup>155,m</sup>

A. Paramonov<sup>6</sup>, D. Paredes Hernandez<sup>34</sup>, M. A. Parker<sup>28</sup>, F. Parodi<sup>50a,50b</sup>, J. A. Parsons<sup>35</sup>, U. Parzefall<sup>48</sup>, E. Pasqualucci<sup>133a</sup>, S. Passaggio<sup>50a</sup>, A. Passeri<sup>135a</sup>, F. Pastore<sup>135a,135b,\*</sup>, Fr. Pastore<sup>76</sup>, G. Pásztor<sup>29</sup>, S. Patarraia<sup>176</sup>, N. D. Patel<sup>151</sup>, J. R. Pater<sup>83</sup>, S. Patricelli<sup>103a,103b</sup>, T. Pauly<sup>30</sup>, J. Pearce<sup>170</sup>, L. E. Pedersen<sup>36</sup>, M. Pedersen<sup>118</sup>, S. Pedraza Lopez<sup>168</sup>, R. Pedro<sup>125a,125b</sup>, S. V. Peleganchuk<sup>108</sup>, D. Pelikan<sup>167</sup>, H. Peng<sup>33b</sup>, B. Penning<sup>31</sup>, J. Penwell<sup>60</sup>, D. V. Perepelitsa<sup>25</sup>, E. Perez Codina<sup>160a</sup>, M. T. Pérez García-Estañ<sup>168</sup>, V. Perez Reale<sup>35</sup>, L. Perini<sup>90a,90b</sup>, H. Pernegger<sup>30</sup>, S. Perrella<sup>103a,103b</sup>, R. Perrino<sup>72a</sup>, R. Peschke<sup>42</sup>, V. D. Peshekhonov<sup>64</sup>, K. Peters<sup>30</sup>, R. F. Y. Peters<sup>83</sup>, B. A. Petersen<sup>30</sup>, T. C. Petersen<sup>36</sup>, E. Petit<sup>42</sup>, A. Petridis<sup>147a,147b</sup>, C. Petridou<sup>155</sup>, E. Petrolo<sup>133a</sup>, F. Petrucci<sup>135a,135b</sup>, N. E. Pettersson<sup>158</sup>, R. Pezoa<sup>32b</sup>, P. W. Phillips<sup>130</sup>, G. Piacquadio<sup>144</sup>, E. Pianori<sup>171</sup>, A. Picazio<sup>49</sup>, E. Piccaro<sup>75</sup>, M. Piccinini<sup>20a,20b</sup>, R. Piegai<sup>27</sup>, D. T. Pignotti<sup>110</sup>, J. E. Pilcher<sup>31</sup>, A. D. Pilkington<sup>77</sup>, J. Pina<sup>125a,125b,125d</sup>, M. Pinamonti<sup>165a,165c,ac</sup>, A. Pinder<sup>119</sup>, J. L. Pinfold<sup>3</sup>, A. Pingel<sup>36</sup>, B. Pinto<sup>125a</sup>, S. Pires<sup>79</sup>, M. Pitt<sup>173</sup>, C. Pizio<sup>90a,90b</sup>, L. Plazak<sup>145a</sup>, M.-A. Pleier<sup>25</sup>, V. Pleskot<sup>128</sup>, E. Plotnikova<sup>64</sup>, P. Plucinski<sup>147a,147b</sup>, S. Poddar<sup>58a</sup>, F. Podlyski<sup>34</sup>, R. Poettgen<sup>82</sup>, L. Poggioli<sup>116</sup>, D. Pohl<sup>21</sup>, M. Pohl<sup>49</sup>, G. Polesello<sup>120a</sup>, A. Policicchio<sup>37a,37b</sup>, R. Polifka<sup>159</sup>, A. Polini<sup>20a</sup>, C. S. Pollard<sup>45</sup>, V. Polychronakos<sup>25</sup>, K. Pommès<sup>30</sup>, L. Pontecorvo<sup>133a</sup>, B. G. Pope<sup>89</sup>, G. A. Popeneciu<sup>26b</sup>, D. S. Popovic<sup>13a</sup>, A. Poppleton<sup>30</sup>, X. Portell Bueso<sup>12</sup>, S. Pospisil<sup>127</sup>, K. Potamianos<sup>15</sup>, I. N. Potrap<sup>64</sup>, C. J. Potter<sup>150</sup>, C. T. Potter<sup>115</sup>, G. Poulard<sup>30</sup>, J. Poveda<sup>60</sup>, V. Pozdnyakov<sup>64</sup>, P. Pralavorio<sup>84</sup>, A. Pranko<sup>15</sup>, S. Prasad<sup>30</sup>, R. Pravahan<sup>8</sup>, S. Prell<sup>63</sup>, D. Price<sup>83</sup>, J. Price<sup>73</sup>, L. E. Price<sup>6</sup>, D. Prieur<sup>124</sup>, M. Primavera<sup>72a</sup>, M. Proissl<sup>46</sup>, K. Prokofiev<sup>47</sup>, F. Prokoshin<sup>32b</sup>, E. Protopapadaki<sup>137</sup>, S. Protopopescu<sup>25</sup>, J. Proudfoot<sup>6</sup>, M. Przybycien<sup>38a</sup>, H. Przysieszniak<sup>5</sup>, E. Ptacek<sup>115</sup>, D. Puddu<sup>135a,135b</sup>, E. Pueschel<sup>85</sup>, D. Puldon<sup>149</sup>, M. Purohit<sup>25,ad</sup>, P. Puzo<sup>116</sup>, J. Qian<sup>88</sup>, G. Qin<sup>53</sup>, Y. Qin<sup>83</sup>, A. Quadt<sup>54</sup>, D. R. Quarrie<sup>15</sup>, W. B. Quayle<sup>165a,165b</sup>, M. Queitsch-Maitland<sup>83</sup>, D. Quilty<sup>53</sup>, A. Qureshi<sup>160b</sup>, V. Radeka<sup>25</sup>, V. Radescu<sup>42</sup>, S. K. Radhakrishnan<sup>149</sup>, P. Radloff<sup>115</sup>, P. Rados<sup>87</sup>, F. Ragusa<sup>90a,90b</sup>, G. Rahal<sup>179</sup>, S. Rajagopalan<sup>25</sup>, M. Rammensee<sup>30</sup>, A. S. Randle-Conde<sup>40</sup>, C. Rangel-Smith<sup>167</sup>, K. Rao<sup>164</sup>, F. Rauscher<sup>99</sup>, T. C. Rave<sup>48</sup>, T. Ravenscroft<sup>53</sup>, M. Raymond<sup>30</sup>, A. L. Read<sup>118</sup>, N. P. Readioff<sup>73</sup>, D. M. Rebuffi<sup>120a,120b</sup>, A. Redelbach<sup>175</sup>, G. Redlinger<sup>25</sup>, R. Reece<sup>138</sup>, K. Reeves<sup>41</sup>, L. Rehnisch<sup>16</sup>, H. Reisin<sup>27</sup>, M. Relich<sup>164</sup>, C. Rembser<sup>30</sup>, H. Ren<sup>33a</sup>, Z. L. Ren<sup>152</sup>, A. Renaud<sup>116</sup>, M. Rescigno<sup>133a</sup>, S. Resconi<sup>90a</sup>, O. L. Rezanova<sup>108,c</sup>, P. Reznicek<sup>128</sup>, R. Rezvani<sup>94</sup>, R. Richter<sup>100</sup>, M. Ridel<sup>79</sup>, P. Rieck<sup>16</sup>, J. Rieger<sup>54</sup>, M. Rijssenbeek<sup>149</sup>, A. Rimoldi<sup>120a,120b</sup>, L. Rinaldi<sup>20a</sup>, E. Ritsch<sup>61</sup>, I. Riu<sup>12</sup>, F. Rizatdinova<sup>113</sup>, E. Rizvi<sup>75</sup>, S. H. Robertson<sup>86,j</sup>, A. Robichaud-Veronneau<sup>86</sup>, D. Robinson<sup>28</sup>, J. E. M. Robinson<sup>83</sup>, A. Robson<sup>53</sup>, C. Roda<sup>123a,123b</sup>, L. Rodrigues<sup>30</sup>, S. Roe<sup>30</sup>, O. Røhne<sup>118</sup>, S. Rolli<sup>162</sup>, A. Romaniouk<sup>97</sup>, M. Romano<sup>20a,20b</sup>, E. Romero Adam<sup>168</sup>, N. Rompotis<sup>139</sup>, M. Ronzani<sup>48</sup>, L. Roos<sup>79</sup>, E. Ros<sup>168</sup>, S. Rosati<sup>133a</sup>, K. Rosbach<sup>49</sup>, M. Rose<sup>76</sup>, P. Rose<sup>138</sup>, P. L. Rosendahl<sup>14</sup>, O. Rosenthal<sup>142</sup>, V. Rossetti<sup>147a,147b</sup>, E. Rossi<sup>103a,103b</sup>, L. P. Rossi<sup>50a</sup>, R. Rosten<sup>139</sup>, M. Rotaru<sup>26a</sup>, I. Roth<sup>173</sup>, J. Rothberg<sup>139</sup>, D. Rousseau<sup>116</sup>, C. R. Royon<sup>137</sup>, A. Rozanov<sup>84</sup>, Y. Rozen<sup>153</sup>, X. Ruan<sup>146c</sup>, F. Rubbo<sup>12</sup>, I. Rubinskiy<sup>42</sup>, V. I. Rud<sup>98</sup>, C. Rudolph<sup>44</sup>, M. S. Rudolph<sup>159</sup>, F. Rühr<sup>48</sup>, A. Ruiz-Martinez<sup>30</sup>, Z. Rurikova<sup>48</sup>, N. A. Rusakovich<sup>64</sup>, A. Ruschke<sup>99</sup>, J. P. Rutherford<sup>7</sup>, N. Ruthmann<sup>48</sup>, Y. F. Ryabov<sup>122</sup>, M. Rybar<sup>128</sup>, G. Rybkin<sup>116</sup>, N. C. Ryder<sup>119</sup>, A. F. Saavedra<sup>151</sup>, S. Sacerdoti<sup>27</sup>, A. Saddique<sup>3</sup>, I. Sadeh<sup>154</sup>, H. F.-W. Sadrozinski<sup>138</sup>, R. Sadykov<sup>64</sup>, F. Safai Tehrani<sup>133a</sup>, H. Sakamoto<sup>156</sup>, Y. Sakurai<sup>172</sup>, G. Salamanna<sup>135a,135b</sup>, A. Salamon<sup>134a</sup>, M. Saleem<sup>112</sup>, D. Salek<sup>106</sup>, P. H. Sales De Bruin<sup>139</sup>, D. Salihagic<sup>100</sup>, A. Salnikov<sup>144</sup>, J. Salt<sup>168</sup>, D. Salvatore<sup>37a,37b</sup>, F. Salvatore<sup>150</sup>, A. Salvucci<sup>105</sup>, A. Salzburger<sup>30</sup>, D. Sampsonidis<sup>155</sup>, A. Sanchez<sup>103a,103b</sup>, J. Sánchez<sup>168</sup>, V. Sanchez Martinez<sup>168</sup>, H. Sandaker<sup>14</sup>, R. L. Sandbach<sup>75</sup>, H. G. Sander<sup>82</sup>, M. P. Sanders<sup>99</sup>, M. Sandhoff<sup>176</sup>, T. Sandoval<sup>28</sup>, C. Sandoval<sup>163</sup>, R. Sandstroem<sup>100</sup>, D. P. C. Sankey<sup>130</sup>, A. Sansoni<sup>47</sup>, C. Santoni<sup>34</sup>, R. Santonico<sup>134a,134b</sup>, H. Santos<sup>125a</sup>, I. Santoyo Castillo<sup>150</sup>, K. Sapp<sup>124</sup>, A. Sapronov<sup>64</sup>, J. G. Saraiva<sup>125a,125d</sup>, B. Sarrazin<sup>21</sup>, G. Sartisohn<sup>176</sup>, O. Sasaki<sup>65</sup>, Y. Sasaki<sup>156</sup>, G. Sauvage<sup>5,\*</sup>, E. Sauvan<sup>5</sup>, P. Savard<sup>159,e</sup>, D. O. Savu<sup>30</sup>, C. Sawyer<sup>119</sup>, L. Sawyer<sup>78,n</sup>, D. H. Saxon<sup>53</sup>, J. Saxon<sup>121</sup>, C. Sbarra<sup>20a</sup>, A. Sbrizzi<sup>3</sup>, T. Scanlon<sup>77</sup>, D. A. Scannicchio<sup>164</sup>, M. Scarcella<sup>151</sup>, V. Scarfone<sup>37a,37b</sup>, J. Schaarschmidt<sup>173</sup>, P. Schacht<sup>100</sup>, D. Schaefer<sup>30</sup>, R. Schaefer<sup>42</sup>, S. Schaepe<sup>21</sup>, S. Schaezel<sup>58b</sup>, U. Schäfer<sup>82</sup>, A. C. Schaffer<sup>116</sup>, D. Schaile<sup>99</sup>, R. D. Schamberger<sup>149</sup>, V. Scharf<sup>58a</sup>, V. A. Schegelsky<sup>122</sup>, D. Scheirich<sup>128</sup>, M. Schernau<sup>164</sup>, M. I. Scherzer<sup>35</sup>, C. Schiavi<sup>50a,50b</sup>, J. Schieck<sup>99</sup>, C. Schillo<sup>48</sup>, M. Schioppa<sup>37a,37b</sup>, S. Schlenker<sup>30</sup>, E. Schmidt<sup>48</sup>, K. Schmieden<sup>30</sup>, C. Schmitt<sup>82</sup>, S. Schmitt<sup>58b</sup>, B. Schneider<sup>17</sup>, Y. J. Schnellbach<sup>73</sup>, U. Schnoor<sup>44</sup>, L. Schoeffel<sup>137</sup>, A. Schoening<sup>58b</sup>, B. D. Schoenrock<sup>89</sup>, A. L. S. Schorlemmer<sup>54</sup>, M. Schott<sup>82</sup>, D. Schouten<sup>160a</sup>, J. Schovancova<sup>25</sup>, S. Schramm<sup>159</sup>, M. Schreyer<sup>175</sup>, C. Schroeder<sup>82</sup>, N. Schuh<sup>82</sup>, M. J. Schultens<sup>21</sup>, H.-C. Schultz-Coulon<sup>58a</sup>, H. Schulz<sup>16</sup>, M. Schumacher<sup>48</sup>, B. A. Schumm<sup>138</sup>, Ph. Schune<sup>137</sup>, C. Schwanenberger<sup>83</sup>, A. Schwartzman<sup>144</sup>, T. A. Schwarz<sup>88</sup>, Ph. Schwegler<sup>100</sup>, Ph. Schwemling<sup>137</sup>, R. Schwienhorst<sup>89</sup>, J. Schwindling<sup>137</sup>, T. Schwindt<sup>21</sup>, M. Schwoerer<sup>5</sup>, F. G. Sciacca<sup>17</sup>, E. Scifo<sup>116</sup>, G. Sciolla<sup>23</sup>, W. G. Scott<sup>130</sup>, F. Scuri<sup>123a,123b</sup>, F. Scutti<sup>21</sup>, J. Searcy<sup>88</sup>, G. Sedov<sup>42</sup>, E. Sedykh<sup>122</sup>, S. C. Seidel<sup>104</sup>, A. Seiden<sup>138</sup>, F. Seifert<sup>127</sup>, J. M. Seixas<sup>24a</sup>, G. Sekhniaidze<sup>103a</sup>, S. J. Sekula<sup>40</sup>, K. E. Selbach<sup>46</sup>, D. M. Seliverstov<sup>122,\*</sup>, G. Sellers<sup>73</sup>, N. Semprini-Cesari<sup>20a,20b</sup>, C. Serfon<sup>30</sup>, L. Serin<sup>116</sup>, L. Serkin<sup>54</sup>, T. Serre<sup>84</sup>, R. Seuster<sup>160a</sup>, H. Severini<sup>112</sup>, T. Sfiligoy<sup>74</sup>, F. Sforza<sup>100</sup>, A. Sfyrly<sup>30</sup>, E. Shabalina<sup>54</sup>, M. Shamim<sup>115</sup>, L. Y. Shan<sup>33a</sup>, R. Shang<sup>166</sup>, J. T. Shank<sup>22</sup>, M. Shapiro<sup>15</sup>, P. B. Shatalov<sup>96</sup>, K. Shaw<sup>165a,165b</sup>, C. Y. Shehu<sup>150</sup>, P. Sherwood<sup>77</sup>, L. Shi<sup>152,ae</sup>, S. Shimizu<sup>66</sup>, C. O. Shimmin<sup>164</sup>, M. Shimojima<sup>101</sup>, M. Shiyakova<sup>64</sup>, A. Shmeleva<sup>95</sup>, M. J. Shochet<sup>31</sup>

D. Short<sup>119</sup>, S. Shrestha<sup>63</sup>, E. Shulga<sup>97</sup>, M. A. Shupe<sup>7</sup>, S. Shushkevich<sup>42</sup>, P. Sicho<sup>126</sup>, O. Sidiropoulou<sup>155</sup>, D. Sidorov<sup>113</sup>, A. Sidoti<sup>133a</sup>, F. Siegert<sup>44</sup>, Dj. Sijacki<sup>13a</sup>, J. Silva<sup>125a,125d</sup>, Y. Silver<sup>154</sup>, D. Silverstein<sup>144</sup>, S. B. Silverstein<sup>147a</sup>, V. Simak<sup>127</sup>, O. Simard<sup>5</sup>, Lj. Simic<sup>13a</sup>, S. Simion<sup>116</sup>, E. Simioni<sup>82</sup>, B. Simmons<sup>77</sup>, R. Simoniello<sup>90a,90b</sup>, M. Simonyan<sup>36</sup>, P. Sinervo<sup>159</sup>, N. B. Sinev<sup>115</sup>, V. Sipica<sup>142</sup>, G. Siragusa<sup>175</sup>, A. Sircar<sup>78</sup>, A. N. Sisakyan<sup>64,\*</sup>, S. Yu. Sivoklov<sup>98</sup>, J. Sjölin<sup>147a,147b</sup>, T. B. Sjursen<sup>14</sup>, H. P. Skottowe<sup>57</sup>, K. Yu. Skovpen<sup>108</sup>, P. Skubic<sup>112</sup>, M. Slater<sup>18</sup>, T. Slavicek<sup>127</sup>, K. Sliwa<sup>162</sup>, V. Smakhtin<sup>173</sup>, B. H. Smart<sup>46</sup>, L. Smestad<sup>14</sup>, S. Yu. Smirnov<sup>97</sup>, Y. Smirnov<sup>97</sup>, L. N. Smirnova<sup>98,af</sup>, O. Smirnova<sup>80</sup>, K. M. Smith<sup>53</sup>, M. Smizanska<sup>71</sup>, K. Smolek<sup>127</sup>, A. A. Snesarev<sup>95</sup>, G. Snidero<sup>75</sup>, S. Snyder<sup>25</sup>, R. Sobie<sup>170,j</sup>, F. Socher<sup>44</sup>, A. Soffer<sup>154</sup>, D. A. Soh<sup>152,ae</sup>, C. A. Solans<sup>30</sup>, M. Solar<sup>127</sup>, J. Solc<sup>127</sup>, E. Yu. Soldatov<sup>97</sup>, U. Soldevila<sup>168</sup>, A. A. Solodkov<sup>129</sup>, A. Soloshenko<sup>64</sup>, O. V. Solovyanov<sup>129</sup>, V. Solovyev<sup>122</sup>, P. Sommer<sup>48</sup>, H. Y. Song<sup>33b</sup>, N. Soni<sup>1</sup>, A. Sood<sup>15</sup>, A. Sopczak<sup>127</sup>, B. Sopko<sup>127</sup>, V. Sopko<sup>127</sup>, V. Sorin<sup>12</sup>, M. Sosebee<sup>8</sup>, R. Soualah<sup>165a,165c</sup>, P. Soueid<sup>94</sup>, A. M. Soukharev<sup>108,c</sup>, D. South<sup>42</sup>, S. Spagnolo<sup>72a,72b</sup>, F. Spano<sup>76</sup>, W. R. Spearman<sup>57</sup>, F. Spettel<sup>100</sup>, R. Spighi<sup>20a</sup>, G. Spigo<sup>30</sup>, L. A. Spiller<sup>87</sup>, M. Spousta<sup>128</sup>, T. Spreitzer<sup>159</sup>, B. Spurlock<sup>8</sup>, R. D. St. Denis<sup>53,\*</sup>, S. Staerz<sup>44</sup>, J. Stahlman<sup>121</sup>, R. Stamen<sup>58a</sup>, S. Stamm<sup>16</sup>, E. Stanecka<sup>39</sup>, R. W. Stanek<sup>6</sup>, C. Stanescu<sup>135a</sup>, M. Stanescu-Bellu<sup>42</sup>, M. M. Stanitzki<sup>42</sup>, S. Stapnes<sup>118</sup>, E. A. Starchenko<sup>129</sup>, J. Stark<sup>55</sup>, P. Staroba<sup>126</sup>, P. Starovoitov<sup>42</sup>, R. Staszewski<sup>39</sup>, P. Stavina<sup>145a,\*</sup>, P. Steinberg<sup>25</sup>, B. Stelzer<sup>143</sup>, H. J. Stelzer<sup>30</sup>, O. Stelzer-Chilton<sup>160a</sup>, H. Stenzel<sup>52</sup>, S. Stern<sup>100</sup>, G. A. Stewart<sup>53</sup>, J. A. Stillings<sup>21</sup>, M. C. Stockton<sup>86</sup>, M. Stoebe<sup>86</sup>, G. Stoicea<sup>26a</sup>, P. Stolte<sup>54</sup>, S. Stonjek<sup>100</sup>, A. R. Stradling<sup>8</sup>, A. Straessner<sup>44</sup>, M. E. Stramaglia<sup>17</sup>, J. Strandberg<sup>148</sup>, S. Strandberg<sup>147a,147b</sup>, A. Strandlie<sup>118</sup>, E. Strauss<sup>144</sup>, M. Strauss<sup>112</sup>, P. Strizeneč<sup>145b</sup>, R. Ströhmer<sup>175</sup>, D. M. Strom<sup>115</sup>, R. Stroynowski<sup>40</sup>, A. Strubig<sup>105</sup>, S. A. Stucci<sup>17</sup>, B. Stugu<sup>14</sup>, N. A. Styles<sup>42</sup>, D. Su<sup>144</sup>, J. Su<sup>124</sup>, R. Subramaniam<sup>78</sup>, A. Succurro<sup>12</sup>, Y. Sugaya<sup>117</sup>, C. Suhr<sup>107</sup>, M. Suk<sup>127</sup>, V. V. Sulin<sup>95</sup>, S. Sultansoy<sup>4c</sup>, T. Sumida<sup>67</sup>, S. Sun<sup>57</sup>, X. Sun<sup>33a</sup>, J. E. Sundermann<sup>48</sup>, K. Suruliz<sup>140</sup>, G. Susinno<sup>37a,37b</sup>, M. R. Sutton<sup>150</sup>, Y. Suzuki<sup>65</sup>, M. Svatos<sup>126</sup>, S. Swedish<sup>169</sup>, M. Swiatlowski<sup>144</sup>, I. Sykora<sup>145a</sup>, T. Sykora<sup>128</sup>, D. Ta<sup>89</sup>, C. Taccini<sup>135a,135b</sup>, K. Tackmann<sup>42</sup>, J. Taenzer<sup>159</sup>, A. Taffard<sup>164</sup>, R. Tafirout<sup>160a</sup>, N. Taiblum<sup>154</sup>, H. Takai<sup>25</sup>, R. Takashima<sup>68</sup>, H. Takeda<sup>66</sup>, T. Takeshita<sup>141</sup>, Y. Takubo<sup>65</sup>, M. Talby<sup>84</sup>, A. A. Talyshev<sup>108,c</sup>, J. Y. C. Tam<sup>175</sup>, K. G. Tan<sup>87</sup>, J. Tanaka<sup>156</sup>, R. Tanaka<sup>116</sup>, S. Tanaka<sup>132</sup>, S. Tanaka<sup>65</sup>, A. J. Tanasijczuk<sup>143</sup>, B. B. Tannenwald<sup>110</sup>, N. Tannoury<sup>21</sup>, S. Tapprogge<sup>82</sup>, S. Tarem<sup>153</sup>, F. Tarrade<sup>29</sup>, G. F. Tartarelli<sup>90a</sup>, P. Tas<sup>128</sup>, M. Tasevsky<sup>126</sup>, T. Tashiro<sup>67</sup>, E. Tassi<sup>37a,37b</sup>, A. Tavares Delgado<sup>125a,125b</sup>, Y. Tayalati<sup>136d</sup>, F. E. Taylor<sup>93</sup>, G. N. Taylor<sup>87</sup>, W. Taylor<sup>160b</sup>, F. A. Teischinger<sup>30</sup>, M. Teixeira Dias Castanheira<sup>75</sup>, P. Teixeira-Dias<sup>76</sup>, K. K. Temming<sup>48</sup>, H. Ten Kate<sup>30</sup>, P. K. Teng<sup>152</sup>, J. J. Teoh<sup>117</sup>, S. Terada<sup>65</sup>, K. Terashi<sup>156</sup>, J. Terron<sup>81</sup>, S. Terzo<sup>100</sup>, M. Testa<sup>47</sup>, R. J. Teuscher<sup>159,j</sup>, J. Therhaag<sup>21</sup>, T. Theveneaux-Pelzer<sup>34</sup>, J. P. Thomas<sup>18</sup>, J. Thomas-Wilsker<sup>76</sup>, E. N. Thompson<sup>35</sup>, P. D. Thompson<sup>18</sup>, P. D. Thompson<sup>159</sup>, R. J. Thompson<sup>83</sup>, A. S. Thompson<sup>53</sup>, L. A. Thomsen<sup>36</sup>, E. Thomson<sup>121</sup>, M. Thomson<sup>28</sup>, W. M. Thong<sup>87</sup>, R. P. Thun<sup>88,\*</sup>, F. Tian<sup>35</sup>, M. J. Tibbetts<sup>15</sup>, V. O. Tikhomirov<sup>95,ag</sup>, Yu. A. Tikhonov<sup>108,c</sup>, S. Timoshenko<sup>97</sup>, E. Tiouchichine<sup>84</sup>, P. Tipton<sup>177</sup>, S. Tisserant<sup>84</sup>, T. Todorov<sup>5</sup>, S. Todorova-Nova<sup>128</sup>, B. Toggerson<sup>7</sup>, J. Tojo<sup>69</sup>, S. Tokár<sup>145a</sup>, K. Tokushuku<sup>65</sup>, K. Tollefson<sup>89</sup>, E. Tolley<sup>57</sup>, L. Tomlinson<sup>83</sup>, M. Tomoto<sup>102</sup>, L. Tompkins<sup>31</sup>, K. Toms<sup>104</sup>, N. D. Topilin<sup>64</sup>, E. Torrence<sup>115</sup>, H. Torres<sup>143</sup>, E. Torró Pastor<sup>168</sup>, J. Toth<sup>84,ah</sup>, F. Touchard<sup>84</sup>, D. R. Tovey<sup>140</sup>, H. L. Tran<sup>116</sup>, T. Trefzger<sup>175</sup>, L. Tremblet<sup>30</sup>, A. Tricoli<sup>30</sup>, I. M. Trigger<sup>160a</sup>, S. Trincaz-Duvoid<sup>79</sup>, M. F. Tripiana<sup>12</sup>, W. Trischuk<sup>159</sup>, B. Trocmé<sup>55</sup>, C. Troncon<sup>90a</sup>, M. Trotter-McDonald<sup>15</sup>, M. Trovatelli<sup>135a,135b</sup>, P. True<sup>89</sup>, M. Trzebinski<sup>39</sup>, A. Trzupek<sup>39</sup>, C. Tsarouchas<sup>30</sup>, J. C.-L. Tseng<sup>119</sup>, P. V. Tsiarshka<sup>91</sup>, D. Tsionou<sup>137</sup>, G. Tsipolitis<sup>10</sup>, N. Tsirintanis<sup>9</sup>, S. Tsiskaridze<sup>12</sup>, V. Tsiskaridze<sup>48</sup>, E. G. Tskhadadze<sup>51a</sup>, I. I. Tsukerman<sup>96</sup>, V. Tsulaia<sup>15</sup>, S. Tsuno<sup>65</sup>, D. Tsybychev<sup>149</sup>, A. Tudorache<sup>26a</sup>, V. Tudorache<sup>26a</sup>, A. N. Tuna<sup>121</sup>, S. A. Tupputi<sup>20a,20b</sup>, S. Turchikhin<sup>98,af</sup>, D. Turecek<sup>127</sup>, I. Turk Cakir<sup>4d</sup>, R. Turra<sup>90a,90b</sup>, P. M. Tuts<sup>35</sup>, A. Tykhonov<sup>49</sup>, M. Tylmad<sup>147a,147b</sup>, M. Tyndel<sup>130</sup>, K. Uchida<sup>21</sup>, I. Ueda<sup>156</sup>, R. Ueno<sup>29</sup>, M. Ughetto<sup>84</sup>, M. Ugland<sup>14</sup>, M. Uhlenbrock<sup>21</sup>, F. Ukegawa<sup>161</sup>, G. Unal<sup>30</sup>, A. Undrus<sup>25</sup>, G. Unel<sup>164</sup>, F. C. Ungaro<sup>48</sup>, Y. Unno<sup>65</sup>, C. Unverdorben<sup>99</sup>, D. Urbaniec<sup>35</sup>, P. Urquijo<sup>87</sup>, G. Usai<sup>8</sup>, A. Usanova<sup>61</sup>, L. Vacavant<sup>84</sup>, V. Vacek<sup>127</sup>, B. Vachon<sup>86</sup>, N. Valencic<sup>106</sup>, S. Valentinetti<sup>20a,20b</sup>, A. Valero<sup>168</sup>, L. Valery<sup>34</sup>, S. Valkar<sup>128</sup>, E. Valladolid Gallego<sup>168</sup>, S. Vallecorsa<sup>49</sup>, J. A. Valls Ferrer<sup>168</sup>, W. Van Den Wollenberg<sup>106</sup>, P. C. Van Der Deijl<sup>106</sup>, R. van der Geer<sup>106</sup>, H. van der Graaf<sup>106</sup>, R. Van Der Leeuw<sup>106</sup>, D. van der Ster<sup>30</sup>, N. van Eldik<sup>30</sup>, P. van Gemmeren<sup>6</sup>, J. Van Nieuwkoop<sup>143</sup>, I. van Vulpen<sup>106</sup>, M. C. van Woerden<sup>30</sup>, M. Vanadia<sup>133a,133b</sup>, W. Vandelli<sup>30</sup>, R. Vanguri<sup>121</sup>, A. Vaniachine<sup>6</sup>, P. Vankov<sup>42</sup>, F. Vannucci<sup>79</sup>, G. Vardanyan<sup>178</sup>, R. Vari<sup>133a</sup>, E. W. Varnes<sup>7</sup>, T. Varol<sup>85</sup>, D. Varouchas<sup>79</sup>, A. Vartapetian<sup>8</sup>, K. E. Varvell<sup>151</sup>, F. Vazeille<sup>34</sup>, T. Vazquez Schroeder<sup>54</sup>, J. Veatch<sup>7</sup>, F. Veloso<sup>125a,125c</sup>, S. Veneziano<sup>133a</sup>, A. Ventura<sup>72a,72b</sup>, D. Ventura<sup>85</sup>, M. Venturi<sup>170</sup>, N. Venturi<sup>159</sup>, A. Venturini<sup>23</sup>, V. Vercesi<sup>120a</sup>, M. Verducci<sup>133a,133b</sup>, W. Verkerke<sup>106</sup>, J. C. Vermeulen<sup>106</sup>, A. Vest<sup>44</sup>, M. C. Vetterli<sup>143,e</sup>, O. Viazlo<sup>80</sup>, I. Vichou<sup>166</sup>, T. Vickey<sup>146c,ai</sup>, O. E. Vickey Boeriu<sup>146c</sup>, G. H. A. Viehhauser<sup>119</sup>, S. Viel<sup>169</sup>, R. Vigne<sup>30</sup>, M. Villa<sup>20a,20b</sup>, M. Villaplana Perez<sup>90a,90b</sup>, E. Vilucchi<sup>47</sup>, M. G. Vincker<sup>29</sup>, V. B. Vinogradov<sup>64</sup>, J. Virzi<sup>15</sup>, I. Vivarelli<sup>150</sup>, F. Vives Vaque<sup>3</sup>, S. Vlachos<sup>10</sup>, D. Vladoiu<sup>99</sup>, M. Vlasak<sup>127</sup>, A. Vogel<sup>21</sup>, M. Vogel<sup>32a</sup>, P. Vokac<sup>127</sup>, G. Volpi<sup>123a,123b</sup>, M. Volpi<sup>87</sup>, H. von der Schmitt<sup>100</sup>, H. von Radziewski<sup>48</sup>, E. von Toerne<sup>21</sup>, V. Vorobel<sup>128</sup>, K. Vorobev<sup>97</sup>, M. Vos<sup>168</sup>, R. Voss<sup>30</sup>, J. H. Vossebeld<sup>73</sup>, N. Vranjes<sup>137</sup>,

M. Vranjes Milosavljevic<sup>13a</sup>, V. Vrba<sup>126</sup>, M. Vreeswijk<sup>106</sup>, T. Vu Anh<sup>48</sup>, R. Vuillermet<sup>30</sup>, I. Vukotic<sup>31</sup>, Z. Vykydal<sup>127</sup>, P. Wagner<sup>21</sup>, W. Wagner<sup>176</sup>, H. Wahlberg<sup>70</sup>, S. Wahrmond<sup>44</sup>, J. Wakabayashi<sup>102</sup>, J. Walder<sup>71</sup>, R. Walker<sup>99</sup>, W. Walkowiak<sup>142</sup>, R. Wall<sup>177</sup>, P. Waller<sup>73</sup>, B. Walsh<sup>177</sup>, C. Wang<sup>152,aj</sup>, C. Wang<sup>45</sup>, F. Wang<sup>174</sup>, H. Wang<sup>15</sup>, H. Wang<sup>40</sup>, J. Wang<sup>42</sup>, J. Wang<sup>33a</sup>, K. Wang<sup>86</sup>, R. Wang<sup>104</sup>, S. M. Wang<sup>152</sup>, T. Wang<sup>21</sup>, X. Wang<sup>177</sup>, C. Wanotayaroj<sup>115</sup>, A. Warburton<sup>86</sup>, C. P. Ward<sup>28</sup>, D. R. Wardrope<sup>77</sup>, M. Warsinsky<sup>48</sup>, A. Washbrook<sup>46</sup>, C. Wasicki<sup>42</sup>, P. M. Watkins<sup>18</sup>, A. T. Watson<sup>18</sup>, I. J. Watson<sup>151</sup>, M. F. Watson<sup>18</sup>, G. Watts<sup>139</sup>, S. Watts<sup>83</sup>, B. M. Waugh<sup>77</sup>, S. Webb<sup>83</sup>, M. S. Weber<sup>17</sup>, S. W. Weber<sup>175</sup>, J. S. Webster<sup>31</sup>, A. R. Weidberg<sup>119</sup>, P. Weigell<sup>100</sup>, B. Weinert<sup>60</sup>, J. Weingarten<sup>54</sup>, C. Weiser<sup>48</sup>, H. Weits<sup>106</sup>, P. S. Wells<sup>30</sup>, T. Wenaus<sup>25</sup>, D. Wendland<sup>16</sup>, Z. Weng<sup>152,ae</sup>, T. Wengler<sup>30</sup>, S. Wenig<sup>30</sup>, N. Vermes<sup>21</sup>, M. Werner<sup>48</sup>, P. Werner<sup>30</sup>, M. Wessels<sup>58a</sup>, J. Wetter<sup>162</sup>, K. Whalen<sup>29</sup>, A. White<sup>8</sup>, M. J. White<sup>1</sup>, R. White<sup>32b</sup>, S. White<sup>123a,123b</sup>, D. Whiteson<sup>164</sup>, D. Wickes<sup>176</sup>, F. J. Wickens<sup>130</sup>, W. Wiedenmann<sup>174</sup>, M. Wielers<sup>130</sup>, P. Wienemann<sup>21</sup>, C. Wigglesworth<sup>36</sup>, L. A. M. Wiik-Fuchs<sup>21</sup>, P. A. Wijeratne<sup>77</sup>, A. Wildauer<sup>100</sup>, M. A. Wildt<sup>42,ak</sup>, H. G. Wilkens<sup>30</sup>, J. Z. Will<sup>99</sup>, H. H. Williams<sup>121</sup>, S. Williams<sup>28</sup>, C. Willis<sup>89</sup>, S. Willocq<sup>85</sup>, A. Wilson<sup>88</sup>, J. A. Wilson<sup>18</sup>, I. Wingerter-Seez<sup>5</sup>, F. Winklmeier<sup>115</sup>, B. T. Winter<sup>21</sup>, M. Wittgen<sup>144</sup>, T. Wittig<sup>43</sup>, J. Wittkowski<sup>99</sup>, S. J. Wollstadt<sup>82</sup>, M. W. Wolter<sup>39</sup>, H. Wolters<sup>125a,125c</sup>, B. K. Wosiek<sup>39</sup>, J. Wotschack<sup>30</sup>, M. J. Woudstra<sup>83</sup>, K. W. Wozniak<sup>39</sup>, M. Wright<sup>53</sup>, M. Wu<sup>55</sup>, S. L. Wu<sup>174</sup>, X. Wu<sup>49</sup>, Y. Wu<sup>88</sup>, E. Wulf<sup>35</sup>, T. R. Wyatt<sup>83</sup>, B. M. Wynne<sup>46</sup>, S. Xella<sup>36</sup>, M. Xiao<sup>137</sup>, D. Xu<sup>33a</sup>, L. Xu<sup>33b,al</sup>, B. Yabsley<sup>151</sup>, S. Yacoub<sup>146b,am</sup>, R. Yakabe<sup>66</sup>, M. Yamada<sup>65</sup>, H. Yamaguchi<sup>156</sup>, Y. Yamaguchi<sup>117</sup>, A. Yamamoto<sup>65</sup>, K. Yamamoto<sup>63</sup>, S. Yamamoto<sup>156</sup>, T. Yamamura<sup>156</sup>, T. Yamanaka<sup>156</sup>, K. Yamauchi<sup>102</sup>, Y. Yamazaki<sup>66</sup>, Z. Yan<sup>22</sup>, H. Yang<sup>33e</sup>, H. Yang<sup>174</sup>, U. K. Yang<sup>83</sup>, Y. Yang<sup>110</sup>, S. Yanush<sup>92</sup>, L. Yao<sup>33a</sup>, W-M. Yao<sup>15</sup>, Y. Yasu<sup>65</sup>, E. Yatsenko<sup>42</sup>, K. H. Yau Wong<sup>21</sup>, J. Ye<sup>40</sup>, S. Ye<sup>25</sup>, I. Yeletsikh<sup>64</sup>, A. L. Yen<sup>57</sup>, E. Yildirim<sup>42</sup>, M. Yilmaz<sup>4b</sup>, R. Yoosofmiya<sup>124</sup>, K. Yorita<sup>172</sup>, R. Yoshida<sup>6</sup>, K. Yoshihara<sup>156</sup>, C. Young<sup>144</sup>, C. J. S. Young<sup>30</sup>, S. Youssef<sup>22</sup>, D. R. Yu<sup>15</sup>, J. Yu<sup>8</sup>, J. M. Yu<sup>88</sup>, J. Yu<sup>113</sup>, L. Yuan<sup>66</sup>, A. Yurkewicz<sup>107</sup>, I. Yusuff<sup>28,an</sup>, B. Zabinski<sup>39</sup>, R. Zaidan<sup>62</sup>, A. M. Zaitsev<sup>129,aa</sup>, A. Zaman<sup>149</sup>, S. Zambito<sup>23</sup>, L. Zanello<sup>133a,133b</sup>, D. Zanzi<sup>100</sup>, C. Zeitnitz<sup>176</sup>, M. Zeman<sup>127</sup>, A. Zemla<sup>38a</sup>, K. Zengel<sup>23</sup>, O. Zenin<sup>129</sup>, T. Ženiš<sup>145a</sup>, D. Zerwas<sup>116</sup>, G. Zevi della Porta<sup>57</sup>, D. Zhang<sup>88</sup>, F. Zhang<sup>174</sup>, H. Zhang<sup>89</sup>, J. Zhang<sup>6</sup>, L. Zhang<sup>152</sup>, X. Zhang<sup>33d</sup>, Z. Zhang<sup>116</sup>, Z. Zhao<sup>33b</sup>, A. Zhemchugov<sup>64</sup>, J. Zhong<sup>119</sup>, B. Zhou<sup>88</sup>, L. Zhou<sup>35</sup>, N. Zhou<sup>164</sup>, C. G. Zhu<sup>33d</sup>, H. Zhu<sup>33a</sup>, J. Zhu<sup>88</sup>, Y. Zhu<sup>33b</sup>, X. Zhuang<sup>33a</sup>, K. Zhukov<sup>95</sup>, A. Zibell<sup>175</sup>, D. Zieminska<sup>60</sup>, N. I. Zimine<sup>64</sup>, C. Zimmermann<sup>82</sup>, R. Zimmermann<sup>21</sup>, S. Zimmermann<sup>21</sup>, S. Zimmermann<sup>48</sup>, Z. Zinonos<sup>54</sup>, M. Ziolkowski<sup>142</sup>, G. Zoernig<sup>174</sup>, A. Zoccoli<sup>20a,20b</sup>, M. zur Nedden<sup>16</sup>, G. Zurzolo<sup>103a,103b</sup>, V. Zutshi<sup>107</sup>, L. Zwalinski<sup>30</sup>

<sup>1</sup> Department of Physics, University of Adelaide, Adelaide, Australia

<sup>2</sup> Physics Department, SUNY Albany, Albany, NY, USA

<sup>3</sup> Department of Physics, University of Alberta, Edmonton, AB, Canada

<sup>4</sup> (a) Department of Physics, Ankara University, Ankara, Turkey; (b) Department of Physics, Gazi University, Ankara, Turkey; (c) Division of Physics, TOBB University of Economics and Technology, Ankara, Turkey; (d) Turkish Atomic Energy Authority, Ankara, Turkey

<sup>5</sup> LAPP, CNRS/IN2P3 and Université de Savoie, Annecy-le-Vieux, France

<sup>6</sup> High Energy Physics Division, Argonne National Laboratory, Argonne, IL, USA

<sup>7</sup> Department of Physics, University of Arizona, Tucson, AZ, USA

<sup>8</sup> Department of Physics, The University of Texas at Arlington, Arlington, TX, USA

<sup>9</sup> Physics Department, University of Athens, Athens, Greece

<sup>10</sup> Physics Department, National Technical University of Athens, Zografou, Greece

<sup>11</sup> Institute of Physics, Azerbaijan Academy of Sciences, Baku, Azerbaijan

<sup>12</sup> Institut de Física d'Altes Energies and Departament de Física de la Universitat Autònoma de Barcelona, Barcelona, Spain

<sup>13</sup> (a) Institute of Physics, University of Belgrade, Belgrade, Serbia; (b) Vinca Institute of Nuclear Sciences, University of Belgrade, Belgrade, Serbia

<sup>14</sup> Department for Physics and Technology, University of Bergen, Bergen, Norway

<sup>15</sup> Physics Division, Lawrence Berkeley National Laboratory and University of California, Berkeley, CA, USA

<sup>16</sup> Department of Physics, Humboldt University, Berlin, Germany

<sup>17</sup> Albert Einstein Center for Fundamental Physics and Laboratory for High Energy Physics, University of Bern, Bern, Switzerland

<sup>18</sup> School of Physics and Astronomy, University of Birmingham, Birmingham, UK

<sup>19</sup> (a) Department of Physics, Bogazici University, Istanbul, Turkey; (b) Department of Physics, Dogus University, Istanbul, Turkey; (c) Department of Physics Engineering, Gaziantep University, Gaziantep, Turkey



- <sup>20</sup> (a) INFN Sezione di Bologna, Bologna, Italy; (b) Dipartimento di Fisica e Astronomia, Università di Bologna, Bologna, Italy
- <sup>21</sup> Physikalisches Institut, University of Bonn, Bonn, Germany
- <sup>22</sup> Department of Physics, Boston University, Boston, MA, USA
- <sup>23</sup> Department of Physics, Brandeis University, Waltham, MA, USA
- <sup>24</sup> (a) Universidade Federal do Rio De Janeiro COPPE/EE/IF, Rio de Janeiro, Brazil; (b) Federal University of Juiz de Fora (UFJF), Juiz de Fora, Brazil; (c) Federal University of Sao Joao del Rei (UFSJ), Sao Joao del Rei, Brazil; (d) Instituto de Fisica, Universidade de Sao Paulo, São Paulo, Brazil
- <sup>25</sup> Physics Department, Brookhaven National Laboratory, Upton, NY, USA
- <sup>26</sup> (a) National Institute of Physics and Nuclear Engineering, Bucharest, Romania; (b) Physics Department, National Institute for Research and Development of Isotopic and Molecular Technologies, Cluj Napoca, Romania; (c) University Politehnica Bucharest, Bucharest, Romania; (d) West University in Timisoara, Timisoara, Romania
- <sup>27</sup> Departamento de Física, Universidad de Buenos Aires, Buenos Aires, Argentina
- <sup>28</sup> Cavendish Laboratory, University of Cambridge, Cambridge, UK
- <sup>29</sup> Department of Physics, Carleton University, Ottawa, ON, Canada
- <sup>30</sup> CERN, Geneva, Switzerland
- <sup>31</sup> Enrico Fermi Institute, University of Chicago, Chicago, IL, USA
- <sup>32</sup> (a) Departamento de Física, Pontificia Universidad Católica de Chile, Santiago, Chile; (b) Departamento de Física, Universidad Técnica Federico Santa María, Valparaiso, Chile
- <sup>33</sup> (a) Institute of High Energy Physics, Chinese Academy of Sciences, Beijing, China; (b) Department of Modern Physics, University of Science and Technology of China, Hefei, Anhui, China; (c) Department of Physics, Nanjing University, Nanjing, Jiangsu, China; (d) School of Physics, Shandong University, Jinan, Shandong, China; (e) Physics Department, Shanghai Jiao Tong University, Shanghai, China
- <sup>34</sup> Laboratoire de Physique Corpusculaire, Clermont Université and Université Blaise Pascal and CNRS/IN2P3, Clermont-Ferrand, France
- <sup>35</sup> Nevis Laboratory, Columbia University, Irvington, NY, USA
- <sup>36</sup> Niels Bohr Institute, University of Copenhagen, Copenhagen, Denmark
- <sup>37</sup> (a) INFN Gruppo Collegato di Cosenza, Laboratori Nazionali di Frascati, Frascati, Italy; (b) Dipartimento di Fisica, Università della Calabria, Rende, Italy
- <sup>38</sup> (a) Faculty of Physics and Applied Computer Science, AGH University of Science and Technology, Kraków, Poland; (b) Marian Smoluchowski Institute of Physics, Jagiellonian University, Kraków, Poland
- <sup>39</sup> The Henryk Niewodniczanski Institute of Nuclear Physics, Polish Academy of Sciences, Kraków, Poland
- <sup>40</sup> Physics Department, Southern Methodist University, Dallas, TX, USA
- <sup>41</sup> Physics Department, University of Texas at Dallas, Richardson, TX, USA
- <sup>42</sup> DESY, Hamburg and Zeuthen, Germany
- <sup>43</sup> Institut für Experimentelle Physik IV, Technische Universität Dortmund, Dortmund, Germany
- <sup>44</sup> Institut für Kern- und Teilchenphysik, Technische Universität Dresden, Dresden, Germany
- <sup>45</sup> Department of Physics, Duke University, Durham, NC, USA
- <sup>46</sup> SUPA-School of Physics and Astronomy, University of Edinburgh, Edinburgh, UK
- <sup>47</sup> INFN Laboratori Nazionali di Frascati, Frascati, Italy
- <sup>48</sup> Fakultät für Mathematik und Physik, Albert-Ludwigs-Universität, Freiburg, Germany
- <sup>49</sup> Section de Physique, Université de Genève, Geneva, Switzerland
- <sup>50</sup> (a) INFN Sezione di Genova, Genoa, Italy; (b) Dipartimento di Fisica, Università di Genova, Genova, Italy
- <sup>51</sup> (a) E. Andronikashvili Institute of Physics, Iv. Javakhishvili Tbilisi State University, Tbilisi, Georgia; (b) High Energy Physics Institute, Tbilisi State University, Tbilisi, Georgia
- <sup>52</sup> II Physikalisches Institut, Justus-Liebig-Universität Giessen, Giessen, Germany
- <sup>53</sup> SUPA-School of Physics and Astronomy, University of Glasgow, Glasgow, UK
- <sup>54</sup> II Physikalisches Institut, Georg-August-Universität, Göttingen, Germany
- <sup>55</sup> Laboratoire de Physique Subatomique et de Cosmologie, Université Grenoble-Alpes, CNRS/IN2P3, Grenoble, France
- <sup>56</sup> Department of Physics, Hampton University, Hampton, VA, USA
- <sup>57</sup> Laboratory for Particle Physics and Cosmology, Harvard University, Cambridge, MA, USA



- 58 (a) Kirchhoff-Institut für Physik, Ruprecht-Karls-Universität Heidelberg, Heidelberg, Germany; (b) Physikalisches Institut, Ruprecht-Karls-Universität Heidelberg, Heidelberg, Germany; (c) ZITI Institut für technische Informatik, Ruprecht-Karls-Universität Heidelberg, Mannheim, Germany
- 59 Faculty of Applied Information Science, Hiroshima Institute of Technology, Hiroshima, Japan
- 60 Department of Physics, Indiana University, Bloomington, IN, USA
- 61 Institut für Astro- und Teilchenphysik, Leopold-Franzens-Universität, Innsbruck, Austria
- 62 University of Iowa, Iowa City, IA, USA
- 63 Department of Physics and Astronomy, Iowa State University, Ames, IA, USA
- 64 Joint Institute for Nuclear Research, JINR Dubna, Dubna, Russia
- 65 KEK, High Energy Accelerator Research Organization, Tsukuba, Japan
- 66 Graduate School of Science, Kobe University, Kobe, Japan
- 67 Faculty of Science, Kyoto University, Kyoto, Japan
- 68 Kyoto University of Education, Kyoto, Japan
- 69 Department of Physics, Kyushu University, Fukuoka, Japan
- 70 Instituto de Física La Plata, Universidad Nacional de La Plata and CONICET, La Plata, Argentina
- 71 Physics Department, Lancaster University, Lancaster, UK
- 72 (a) INFN Sezione di Lecce, Lecce, Italy; (b) Dipartimento di Matematica e Fisica, Università del Salento, Lecce, Italy
- 73 Oliver Lodge Laboratory, University of Liverpool, Liverpool, UK
- 74 Department of Physics, Jožef Stefan Institute and University of Ljubljana, Ljubljana, Slovenia
- 75 School of Physics and Astronomy, Queen Mary University of London, London, UK
- 76 Department of Physics, Royal Holloway University of London, Surrey, UK
- 77 Department of Physics and Astronomy, University College London, London, UK
- 78 Louisiana Tech University, Ruston, LA, USA
- 79 Laboratoire de Physique Nucléaire et de Hautes Energies, UPMC and Université Paris-Diderot and CNRS/IN2P3, Paris, France
- 80 Fysiska institutionen, Lunds universitet, Lund, Sweden
- 81 Departamento de Física Teórica C-15, Universidad Autónoma de Madrid, Madrid, Spain
- 82 Institut für Physik, Universität Mainz, Mainz, Germany
- 83 School of Physics and Astronomy, University of Manchester, Manchester, UK
- 84 CPPM, Aix-Marseille Université and CNRS/IN2P3, Marseille, France
- 85 Department of Physics, University of Massachusetts, Amherst, MA, USA
- 86 Department of Physics, McGill University, Montreal, QC, Canada
- 87 School of Physics, University of Melbourne, Parkville, VIC, Australia
- 88 Department of Physics, The University of Michigan, Ann Arbor, MI, USA
- 89 Department of Physics and Astronomy, Michigan State University, East Lansing, MI, USA
- 90 (a) INFN Sezione di Milano, Milan, Italy; (b) Dipartimento di Fisica, Università di Milano, Milan, Italy
- 91 B.I. Stepanov Institute of Physics, National Academy of Sciences of Belarus, Minsk, Republic of Belarus
- 92 National Scientific and Educational Centre for Particle and High Energy Physics, Minsk, Republic of Belarus
- 93 Department of Physics, Massachusetts Institute of Technology, Cambridge, MA, USA
- 94 Group of Particle Physics, University of Montreal, Montreal, QC, Canada
- 95 P.N. Lebedev Institute of Physics, Academy of Sciences, Moscow, Russia
- 96 Institute for Theoretical and Experimental Physics (ITEP), Moscow, Russia
- 97 Moscow Engineering and Physics Institute (MEPhI), Moscow, Russia
- 98 D.V. Skobeltsyn Institute of Nuclear Physics, M.V. Lomonosov Moscow State University, Moscow, Russia
- 99 Fakultät für Physik, Ludwig-Maximilians-Universität München, Munich, Germany
- 100 Max-Planck-Institut für Physik (Werner-Heisenberg-Institut), Munich, Germany
- 101 Nagasaki Institute of Applied Science, Nagasaki, Japan
- 102 Graduate School of Science and Kobayashi-Maskawa Institute, Nagoya University, Nagoya, Japan
- 103 (a) INFN Sezione di Napoli, Naples, Italy; (b) Dipartimento di Fisica, Università di Napoli, Naples, Italy
- 104 Department of Physics and Astronomy, University of New Mexico, Albuquerque, NM, USA
- 105 Institute for Mathematics, Astrophysics and Particle Physics, Radboud University Nijmegen/Nikhef, Nijmegen, The Netherlands
- 106 Nikhef National Institute for Subatomic Physics and University of Amsterdam, Amsterdam, The Netherlands

- <sup>107</sup> Department of Physics, Northern Illinois University, DeKalb, IL, USA  
<sup>108</sup> Budker Institute of Nuclear Physics, SB RAS, Novosibirsk, Russia  
<sup>109</sup> Department of Physics, New York University, New York, NY, USA  
<sup>110</sup> Ohio State University, Columbus, OH, USA  
<sup>111</sup> Faculty of Science, Okayama University, Okayama, Japan  
<sup>112</sup> Homer L. Dodge Department of Physics and Astronomy, University of Oklahoma, Norman, OK, USA  
<sup>113</sup> Department of Physics, Oklahoma State University, Stillwater, OK, USA  
<sup>114</sup> Palacký University, RCPTM, Olomouc, Czech Republic  
<sup>115</sup> Center for High Energy Physics, University of Oregon, Eugene, OR, USA  
<sup>116</sup> LAL, Université Paris-Sud and CNRS/IN2P3, Orsay, France  
<sup>117</sup> Graduate School of Science, Osaka University, Osaka, Japan  
<sup>118</sup> Department of Physics, University of Oslo, Oslo, Norway  
<sup>119</sup> Department of Physics, Oxford University, Oxford, UK  
<sup>120</sup> (a) INFN Sezione di Pavia, Pavia, Italy; (b) Dipartimento di Fisica, Università di Pavia, Pavia, Italy  
<sup>121</sup> Department of Physics, University of Pennsylvania, Philadelphia, PA, USA  
<sup>122</sup> Petersburg Nuclear Physics Institute, Gatchina, Russia  
<sup>123</sup> (a) INFN Sezione di Pisa, Pisa, Italy; (b) Dipartimento di Fisica E. Fermi, Università di Pisa, Pisa, Italy  
<sup>124</sup> Department of Physics and Astronomy, University of Pittsburgh, Pittsburgh, PA, USA  
<sup>125</sup> (a) Laboratório de Instrumentação e Física Experimental de Partículas-LIP, Lisbon, Portugal; (b) Faculdade de Ciências, Universidade de Lisboa, Lisbon, Portugal; (c) Department of Physics, University of Coimbra, Coimbra, Portugal; (d) Centro de Física Nuclear da Universidade de Lisboa, Lisbon, Portugal; (e) Departamento de Física, Universidade do Minho, Braga, Portugal; (f) Departamento de Física Teórica y del Cosmos and CAFPE, Universidad de Granada, Granada, Spain; (g) Dep Física and CEFITEC of Faculdade de Ciências e Tecnologia, Universidade Nova de Lisboa, Caparica, Portugal  
<sup>126</sup> Institute of Physics, Academy of Sciences of the Czech Republic, Prague, Czech Republic  
<sup>127</sup> Czech Technical University in Prague, Prague, Czech Republic  
<sup>128</sup> Faculty of Mathematics and Physics, Charles University in Prague, Prague, Czech Republic  
<sup>129</sup> State Research Center Institute for High Energy Physics, Protvino, Russia  
<sup>130</sup> Particle Physics Department, Rutherford Appleton Laboratory, Didcot, UK  
<sup>131</sup> Physics Department, University of Regina, Regina, SK, Canada  
<sup>132</sup> Ritsumeikan University, Kusatsu, Shiga, Japan  
<sup>133</sup> (a) INFN Sezione di Roma, Rome, Italy; (b) Dipartimento di Fisica, Sapienza Università di Roma, Rome, Italy  
<sup>134</sup> (a) INFN Sezione di Roma Tor Vergata, Rome, Italy; (b) Dipartimento di Fisica, Università di Roma Tor Vergata, Rome, Italy  
<sup>135</sup> (a) INFN Sezione di Roma Tre, Rome, Italy; (b) Dipartimento di Matematica e Fisica, Università Roma Tre, Rome, Italy  
<sup>136</sup> (a) Faculté des Sciences Ain Chock, Réseau Universitaire de Physique des Hautes Energies-Université Hassan II, Casablanca, Morocco; (b) Centre National de l'Energie des Sciences Techniques Nucleaires, Rabat, Morocco; (c) Faculté des Sciences Semlalia, Université Cadi Ayyad, LPHEA-Marrakech, Marrakech, Morocco; (d) Faculté des Sciences, Université Mohamed Premier and LPTPM, Oujda, Morocco; (e) Faculté des Sciences, Université Mohammed V-Agdal, Rabat, Morocco  
<sup>137</sup> DSM/IRFU (Institut de Recherches sur les Lois Fondamentales de l'Univers), CEA Saclay (Commissariat à l'Energie Atomique et aux Energies Alternatives), Gif-sur-Yvette, France  
<sup>138</sup> Santa Cruz Institute for Particle Physics, University of California Santa Cruz, Santa Cruz, CA, USA  
<sup>139</sup> Department of Physics, University of Washington, Seattle, WA, USA  
<sup>140</sup> Department of Physics and Astronomy, University of Sheffield, Sheffield, UK  
<sup>141</sup> Department of Physics, Shinshu University, Nagano, Japan  
<sup>142</sup> Fachbereich Physik, Universität Siegen, Siegen, Germany  
<sup>143</sup> Department of Physics, Simon Fraser University, Burnaby, BC, Canada  
<sup>144</sup> SLAC National Accelerator Laboratory, Stanford, CA, USA  
<sup>145</sup> (a) Faculty of Mathematics, Physics and Informatics, Comenius University, Bratislava, Slovak Republic; (b) Department of Subnuclear Physics, Institute of Experimental Physics of the Slovak Academy of Sciences, Kosice, Slovak Republic

- 146 (a) Department of Physics, University of Cape Town, Cape Town, South Africa; (b) Department of Physics, University of Johannesburg, Johannesburg, South Africa; (c) School of Physics, University of the Witwatersrand, Johannesburg, South Africa
- 147 (a) Department of Physics, Stockholm University, Stockholm, Sweden; (b) The Oskar Klein Centre, Stockholm, Sweden
- 148 Physics Department, Royal Institute of Technology, Stockholm, Sweden
- 149 Departments of Physics and Astronomy and Chemistry, Stony Brook University, Stony Brook, NY, USA
- 150 Department of Physics and Astronomy, University of Sussex, Brighton, UK
- 151 School of Physics, University of Sydney, Sydney, Australia
- 152 Institute of Physics, Academia Sinica, Taipei, Taiwan
- 153 Department of Physics, Technion: Israel Institute of Technology, Haifa, Israel
- 154 Raymond and Beverly Sackler School of Physics and Astronomy, Tel Aviv University, Tel Aviv, Israel
- 155 Department of Physics, Aristotle University of Thessaloniki, Thessaloniki, Greece
- 156 International Center for Elementary Particle Physics and Department of Physics, The University of Tokyo, Tokyo, Japan
- 157 Graduate School of Science and Technology, Tokyo Metropolitan University, Tokyo, Japan
- 158 Department of Physics, Tokyo Institute of Technology, Tokyo, Japan
- 159 Department of Physics, University of Toronto, Toronto, ON, Canada
- 160 (a) TRIUMF, Vancouver, BC, Canada; (b) Department of Physics and Astronomy, York University, Toronto, ON, Canada
- 161 Faculty of Pure and Applied Sciences, University of Tsukuba, Tsukuba, Japan
- 162 Department of Physics and Astronomy, Tufts University, Medford, MA, USA
- 163 Centro de Investigaciones, Universidad Antonio Narino, Bogota, Colombia
- 164 Department of Physics and Astronomy, University of California Irvine, Irvine, CA, USA
- 165 (a) INFN Gruppo Collegato di Udine, Sezione di Trieste, Udine, Italy; (b) ICTP, Trieste, Italy; (c) Dipartimento di Chimica, Fisica e Ambiente, Università di Udine, Udine, Italy
- 166 Department of Physics, University of Illinois, Urbana, IL, USA
- 167 Department of Physics and Astronomy, University of Uppsala, Uppsala, Sweden
- 168 Instituto de Física Corpuscular (IFIC) and Departamento de Física Atómica, Molecular y Nuclear and Departamento de Ingeniería Electrónica and Instituto de Microelectrónica de Barcelona (IMB-CNM), University of Valencia and CSIC, Valencia, Spain
- 169 Department of Physics, University of British Columbia, Vancouver, BC, Canada
- 170 Department of Physics and Astronomy, University of Victoria, Victoria, BC, Canada
- 171 Department of Physics, University of Warwick, Coventry, UK
- 172 Waseda University, Tokyo, Japan
- 173 Department of Particle Physics, The Weizmann Institute of Science, Rehovot, Israel
- 174 Department of Physics, University of Wisconsin, Madison, WI, USA
- 175 Fakultät für Physik und Astronomie, Julius-Maximilians-Universität, Würzburg, Germany
- 176 Fachbereich C Physik, Bergische Universität Wuppertal, Wuppertal, Germany
- 177 Department of Physics, Yale University, New Haven, CT, USA
- 178 Yerevan Physics Institute, Yerevan, Armenia
- 179 Centre de Calcul de l'Institut National de Physique Nucléaire et de Physique des Particules (IN2P3), Villeurbanne, France
- <sup>a</sup> Also at Department of Physics, King's College London, London, UK
- <sup>b</sup> Also at Institute of Physics, Azerbaijan Academy of Sciences, Baku, Azerbaijan
- <sup>c</sup> Also at Novosibirsk State University, Novosibirsk, Russia
- <sup>d</sup> Also at Particle Physics Department, Rutherford Appleton Laboratory, Didcot, UK
- <sup>e</sup> Also at TRIUMF, Vancouver, BC, Canada
- <sup>f</sup> Also at Department of Physics, California State University, Fresno, CA, USA
- <sup>g</sup> Also at Tomsk State University, Tomsk, Russia
- <sup>h</sup> Also at CPPM, Aix-Marseille Université and CNRS/IN2P3, Marseille, France
- <sup>i</sup> Also at Università di Napoli Parthenope, Naples, Italy
- <sup>j</sup> Also at Institute of Particle Physics (IPP), Canada
- <sup>k</sup> Also at Department of Physics, St. Petersburg State Polytechnical University, St. Petersburg, Russia
- <sup>l</sup> Also at Chinese University of Hong Kong, China

- <sup>m</sup> Also at Department of Financial and Management Engineering, University of the Aegean, Chios, Greece
- <sup>n</sup> Also at Louisiana Tech University, Ruston, LA, USA
- <sup>o</sup> Also at Institutio Catalana de Recerca i Estudis Avancats, ICREA, Barcelona, Spain
- <sup>p</sup> Also at Department of Physics, The University of Texas at Austin, Austin TX, USA
- <sup>q</sup> Also at Institute of Theoretical Physics, Ilia State University, Tbilisi, Georgia
- <sup>r</sup> Also at CERN, Geneva, Switzerland
- <sup>s</sup> Also at Ochadai Academic Production, Ochanomizu University, Tokyo, Japan
- <sup>t</sup> Also at Manhattan College, New York, NY, USA
- <sup>u</sup> Also at Institute of Physics, Academia Sinica, Taipei, Taiwan
- <sup>v</sup> Also at LAL, Université Paris-Sud and CNRS/IN2P3, Orsay, France
- <sup>w</sup> Also at Academia Sinica Grid Computing, Institute of Physics, Academia Sinica, Taipei, Taiwan
- <sup>x</sup> Also at Laboratoire de Physique Nucléaire et de Hautes Energies, UPMC and Université Paris-Diderot and CNRS/IN2P3, Paris, France
- <sup>y</sup> Also at School of Physical Sciences, National Institute of Science Education and Research, Bhubaneswar, India
- <sup>z</sup> Also at Dipartimento di Fisica, Sapienza Università di Roma, Rome, Italy
- <sup>aa</sup> Also at Moscow Institute of Physics and Technology State University, Dolgoprudny, Russia
- <sup>ab</sup> Also at Section de Physique, Université de Genève, Geneva, Switzerland
- <sup>ac</sup> Also at International School for Advanced Studies (SISSA), Trieste, Italy
- <sup>ad</sup> Also at Department of Physics and Astronomy, University of South Carolina, Columbia, SC, USA
- <sup>ae</sup> Also at School of Physics and Engineering, Sun Yat-sen University, Guangzhou, China
- <sup>af</sup> Also at Faculty of Physics, M.V. Lomonosov Moscow State University, Moscow, Russia
- <sup>ag</sup> Also at Moscow Engineering and Physics Institute (MEPhI), Moscow, Russia
- <sup>ah</sup> Also at Institute for Particle and Nuclear Physics, Wigner Research Centre for Physics, Budapest, Hungary
- <sup>ai</sup> Also at Department of Physics, Oxford University, Oxford, UK
- <sup>aj</sup> Also at Department of Physics, Nanjing University, Jiangsu, China
- <sup>ak</sup> Also at Institut für Experimentalphysik, Universität Hamburg, Hamburg, Germany
- <sup>al</sup> Also at Department of Physics, The University of Michigan, Ann Arbor, MI, USA
- <sup>am</sup> Also at Discipline of Physics, University of KwaZulu-Natal, Durban, South Africa
- <sup>an</sup> Also at University of Malaya, Department of Physics, Kuala Lumpur, Malaysia
- \* Deceased