



# Searches for Neutrinos from Large High Altitude Air Shower Observatory Ultra-high-energy $\gamma$ -Ray Sources Using the IceCube Neutrino Observatory

R. Abbasi<sup>1</sup> , M. Ackermann<sup>2</sup> , J. Adams<sup>3</sup>, N. Aggarwal<sup>4</sup>, J. A. Aguilar<sup>5</sup> , M. Ahlers<sup>6</sup> , J. M. Alameddine<sup>7</sup> , A. A. Alves, Jr.<sup>8</sup> , N. M. Amin<sup>9</sup>, K. Andeen<sup>10</sup>, T. Anderson<sup>11,12</sup>, G. Anton<sup>13</sup> , C. Argüelles<sup>14</sup> , Y. Ashida<sup>15</sup>, S. Athanasiadou<sup>2</sup>, S. N. Axani<sup>9</sup> , X. Bai<sup>16</sup> , A. Balagopal V.<sup>15</sup> , M. Baricevic<sup>15</sup>, S. W. Barwick<sup>17</sup> , V. Basu<sup>15</sup> , R. Bay<sup>18</sup>, J. J. Beatty<sup>19,20</sup> , K.-H. Becker<sup>21</sup>, J. Becker Tjus<sup>22</sup> , J. Beise<sup>23</sup> , C. Bellenghi<sup>24</sup> , S. Benda<sup>15</sup>, S. BenZvi<sup>25</sup> , D. Berley<sup>26</sup>, E. Bernardini<sup>27</sup> , D. Z. Besson<sup>28</sup> , G. Binder<sup>18,29</sup>, D. Bindig<sup>21</sup>, E. Blaufuss<sup>26</sup> , S. Blot<sup>2</sup> , F. Bontempo<sup>8</sup>, J. Y. Book<sup>14</sup> , J. Borowka<sup>30</sup>, C. Boscolo Meneguolo<sup>27</sup> , S. Böser<sup>31</sup> , O. Botner<sup>23</sup> , J. Böttcher<sup>30</sup>, E. Bourbeau<sup>6</sup>, J. Braun<sup>15</sup>, B. Brinson<sup>32</sup>, J. Brostean-Kaiser<sup>2</sup>, R. T. Burley<sup>33</sup>, R. S. Busse<sup>34</sup>, M. A. Campana<sup>35</sup> , E. G. Carnie-Bronca<sup>33</sup>, Y. L. Chang<sup>36</sup> , C. Chen<sup>32</sup> , Z. Chen<sup>37</sup> , D. Chirkin<sup>15</sup> , K. Choi<sup>38</sup>, B. A. Clark<sup>39</sup> , L. Classen<sup>34</sup>, A. Coleman<sup>9</sup>, G. H. Collin<sup>40</sup> , A. Connolly<sup>19,20</sup>, J. M. Conrad<sup>40</sup> , P. Coppin<sup>41</sup> , P. Correa<sup>41</sup> , S. Countryman<sup>42</sup>, D. F. Cowen<sup>11,12</sup> , C. Dappen<sup>30</sup>, P. Dave<sup>32</sup> , C. De Clercq<sup>41</sup> , J. J. DeLaunay<sup>43</sup> , D. Delgado López<sup>14</sup> , H. Dembinski<sup>9</sup> , K. Deoskar<sup>44</sup>, A. Desai<sup>15</sup> , P. Desiati<sup>15</sup> , K. D. de Vries<sup>41</sup> , G. de Wasseige<sup>45</sup> , T. DeYoung<sup>39</sup> , A. Diaz<sup>40</sup> , J. C. Díaz-Vélez<sup>15</sup> , M. Dittmer<sup>34</sup>, H. Dujmovic<sup>8</sup> , M. A. DuVernois<sup>15</sup> , T. Ehrhardt<sup>31</sup>, P. Eller<sup>24</sup> , R. Engel<sup>8,46</sup>, H. Erpenbeck<sup>30</sup>, J. Evans<sup>26</sup>, P. A. Evenson<sup>9</sup> , K. L. Fan<sup>26</sup> , A. R. Fazely<sup>47</sup> , A. Fedynitch<sup>48</sup> , N. Feigl<sup>49</sup>, S. Fiedlschuster<sup>13</sup>, A. T. Fienberg<sup>12</sup> , C. Finley<sup>44</sup> , L. Fischer<sup>2</sup>, D. Fox<sup>11</sup> , A. Franckowiak<sup>22</sup> , E. Friedman<sup>26</sup>, A. Fritz<sup>31</sup>, P. Fürst<sup>30</sup>, T. K. Gaisser<sup>9</sup> , J. Gallagher<sup>50</sup>, E. Ganster<sup>30</sup> , A. Garcia<sup>14</sup> , S. Garrappa<sup>2</sup> , L. Gerhardt<sup>29</sup>, A. Ghadimi<sup>43</sup> , C. Glaser<sup>23</sup> , T. Glauch<sup>24</sup> , T. Glüsenskamp<sup>13</sup> , N. Goehlike<sup>46</sup>, J. G. Gonzalez<sup>9</sup>, S. Goswami<sup>43</sup> , D. Grant<sup>39</sup>, S. J. Gray<sup>26</sup> , T. Grégoire<sup>12</sup> , S. Griswold<sup>25</sup> , C. Günther<sup>30</sup>, P. Gutjahr<sup>7</sup> , C. Haack<sup>24</sup>, A. Hallgren<sup>23</sup> , R. Halliday<sup>39</sup>, L. Halve<sup>30</sup> , F. Halzen<sup>15</sup> , H. Hamdaoui<sup>37</sup>, M. Ha Minh<sup>24</sup>, K. Hanson<sup>15</sup>, J. Hardin<sup>15,40</sup>, A. A. Harnisch<sup>39</sup>, P. Hatch<sup>51</sup>, A. Haungs<sup>8</sup> , K. Helbing<sup>21</sup> , J. Hellrung<sup>30</sup>, F. Henningsen<sup>24</sup> , L. Heuermann<sup>30</sup>, S. Hickford<sup>21</sup>, A. Hidvegi<sup>44</sup>, C. Hill<sup>52</sup> , G. C. Hill<sup>33</sup>, K. D. Hoffman<sup>26</sup>, K. Hoshina<sup>15,66</sup>, W. Hou<sup>8</sup> , T. Huber<sup>8</sup> , K. Hultqvist<sup>44</sup> , M. Hünnefeld<sup>7</sup>, R. Hussain<sup>15</sup>, K. Hymon<sup>7</sup>, S. In<sup>38</sup>, N. Iovine<sup>5</sup> , A. Ishihara<sup>52</sup>, M. Jansson<sup>44</sup>, G. S. Japaridze<sup>53</sup> , M. Jeong<sup>38</sup>, M. Jin<sup>14</sup> , B. J. P. Jones<sup>54</sup> , D. Kang<sup>8</sup> , W. Kang<sup>38</sup> , X. Kang<sup>35</sup>, A. Kappes<sup>34</sup> , D. Kappesser<sup>31</sup>, L. Kardum<sup>7</sup>, T. Karg<sup>2</sup> , M. Karl<sup>24</sup> , A. Karle<sup>15</sup> , U. Katz<sup>13</sup> , M. Kauer<sup>15</sup> , J. L. Kelley<sup>15</sup> , A. Kheirandish<sup>55,56</sup> , K. Kin<sup>52</sup>, J. Kiryluk<sup>37</sup> , S. R. Klein<sup>18,29</sup> , A. Kochocki<sup>39</sup> , R. Koirala<sup>9</sup> , H. Kolanoski<sup>49</sup> , T. Kontrimas<sup>24</sup>, L. Köpke<sup>31</sup> , C. Kopper<sup>39</sup> , D. J. Koskinen<sup>6</sup> , P. Koundal<sup>8</sup> , M. Kovacevich<sup>35</sup> , M. Kowalski<sup>2,49</sup> , T. Kozynets<sup>6</sup>, K. Kruswijk<sup>45</sup>, E. Krupczak<sup>39</sup>, E. Kun<sup>22</sup>, N. Kurahashi<sup>35</sup> , N. Lad<sup>2</sup>, C. Lagunas Gualda<sup>2</sup> , M. Lamoureux<sup>45</sup>, M. J. Larson<sup>26</sup>, F. Lauber<sup>21</sup> , J. P. Lazar<sup>14,15</sup> , J. W. Lee<sup>38</sup> , K. Leonard DeHolton<sup>15</sup> , A. Leszczyńska<sup>9</sup> , M. Lincetto<sup>22</sup>, Q. R. Liu<sup>15</sup> , M. Liubarska<sup>4</sup>, E. Lohfink<sup>31</sup> , C. Love<sup>35</sup>, C. J. Lozano Mariscal<sup>34</sup>, L. Lu<sup>15</sup> , F. Lucarelli<sup>57</sup> , A. Ludwig<sup>58</sup> , W. Luszczyk<sup>15,19,20</sup> , Y. Lyu<sup>18,29</sup> , W. Y. Ma<sup>2</sup> , J. Madsen<sup>15</sup> , K. B. M. Mahn<sup>39</sup>, Y. Makino<sup>15</sup>, S. Mancina<sup>15</sup>, W. Marie Sainte<sup>15</sup>, I. C. Mariş<sup>5</sup> , S. Marka<sup>42</sup>, Z. Marka<sup>42</sup>, M. Marsee<sup>43</sup>, I. Martinez-Soler<sup>14</sup>, R. Maruyama<sup>59</sup> , F. Mayhew<sup>39</sup>, T. McElroy<sup>4</sup>, F. McNally<sup>60</sup> , J. V. Mead<sup>6</sup>, K. Meagher<sup>15</sup> , S. Mechbal<sup>2</sup>, A. Medina<sup>20</sup>, M. Meier<sup>52</sup> , S. Meighen-Berger<sup>24</sup> , Y. Merckx<sup>41</sup>, J. Micallef<sup>39</sup>, D. Mockler<sup>5</sup>, T. Montaruli<sup>57</sup> , R. W. Moore<sup>4</sup> , R. Morse<sup>15</sup>, M. Moulai<sup>15</sup> , T. Mukherjee<sup>8</sup>, R. Naab<sup>2</sup> , R. Nagai<sup>52</sup> , U. Naumann<sup>21</sup>, A. Nayerhoda<sup>27</sup> , J. Necker<sup>2</sup> , M. Neumann<sup>34</sup>, H. Niederhausen<sup>39</sup> , M. U. Nisa<sup>39</sup> , A. Noell<sup>30</sup>, S. C. Nowicki<sup>39</sup> , A. Obertacke Pollmann<sup>21</sup> , M. Oehler<sup>8</sup>, B. Oeyen<sup>61</sup> , A. Olivas<sup>26</sup>, R. Orsoe<sup>24</sup>, J. Osborn<sup>15</sup>, E. O'Sullivan<sup>23</sup> , H. Pandya<sup>9</sup> , D. V. Pankova<sup>12</sup>, N. Park<sup>51</sup> , G. K. Parker<sup>54</sup>, E. N. Paudel<sup>9</sup> , L. Paul<sup>10</sup>, C. Pérez de los Heros<sup>23</sup> , J. Peterson<sup>15</sup> , S. Philippen<sup>30</sup>, S. Pieper<sup>21</sup>, A. Pizzuto<sup>15</sup> , M. Plum<sup>16</sup> , Y. Popovych<sup>31</sup>, A. Porcelli<sup>61</sup> , M. Prado Rodriguez<sup>15</sup>, B. Pries<sup>39</sup> , R. Procter-Murphy<sup>26</sup>, G. T. Przybylski<sup>29</sup>, C. Raab<sup>5</sup> , J. Rack-Helleis<sup>31</sup>, M. Rameez<sup>6</sup> , K. Rawlins<sup>62</sup>, Z. Rechav<sup>15</sup>, A. Rehman<sup>9</sup> , P. Reichherzer<sup>22</sup>, G. Renzi<sup>5</sup>, E. Resconi<sup>24</sup> , S. Reusch<sup>2</sup> , W. Rhode<sup>7</sup> , M. Richman<sup>35</sup>, B. Riedel<sup>15</sup> , E. J. Roberts<sup>33</sup>, S. Robertson<sup>18,29</sup>, S. Rodan<sup>38</sup>, G. Roellinghoff<sup>38</sup>, M. Rongen<sup>31</sup>, C. Rott<sup>38,63</sup> , T. Ruhe<sup>7</sup>, L. Ruohan<sup>24</sup>, D. Ryckbosch<sup>61</sup> , D. Rysewyk Cantu<sup>39</sup> , I. Safa<sup>14,15</sup> , J. Saffer<sup>46</sup>, D. Salazar-Gallegos<sup>39</sup> , P. Sampathkumar<sup>8</sup>, S. E. Sanchez Herrera<sup>39</sup>, A. Sandrocy<sup>7</sup> , M. Santander<sup>43</sup> , S. Sarkar<sup>4</sup> , S. Sarkar<sup>64</sup> , J. Savelberg<sup>30</sup>, M. Schaufel<sup>30</sup>, H. Schieler<sup>8</sup> , S. Schindler<sup>13</sup> , B. Schlueter<sup>34</sup>, T. Schmidt<sup>26</sup>, J. Schneider<sup>13</sup> , F. G. Schröder<sup>8,9</sup> , L. Schumacher<sup>24</sup>, G. Schwefer<sup>30</sup>, S. Sclafani<sup>35</sup> , D. Seckel<sup>9</sup>, S. Seunarine<sup>65</sup>, A. Sharma<sup>23</sup> , S. Shefali<sup>46</sup>, N. Shimizu<sup>52</sup>, M. Silva<sup>15</sup> , B. Skrzypek<sup>14</sup>, B. Smithers<sup>54</sup> , R. Snihur<sup>15</sup>, J. Soedingrekso<sup>7</sup> , A. Sjøgaard<sup>6</sup>, D. Soldin<sup>46</sup> , C. Spannfellner<sup>24</sup>, G. M. Spiczak<sup>65</sup> , C. Spiering<sup>2</sup> , M. Stamatikos<sup>20</sup>, T. Stanev<sup>9</sup>, R. Stein<sup>2</sup> , T. Stelzelberger<sup>29</sup> , T. Stürwald<sup>21</sup>, T. Stuttaf<sup>6</sup> , G. W. Sullivan<sup>26</sup> , I. Taboada<sup>32</sup> , S. Ter-Antonyan<sup>47</sup> , W. G. Thompson<sup>14</sup> , J. Thwaites<sup>15</sup>, S. Tilav<sup>9</sup>, K. Tollefson<sup>39</sup> , C. Tönnis<sup>38</sup>, S. Toscano<sup>5</sup> , D. Tosi<sup>15</sup>, A. Trettin<sup>2</sup> , C. F. Tung<sup>32</sup> , R. Turcotte<sup>8</sup>, J. P. Twagirayezu<sup>39</sup>, B. Ty<sup>15</sup>, M. A. Unland Elorrieta<sup>34</sup> , K. Upshaw<sup>47</sup>, N. Valtonen-Mattila<sup>23</sup> , J. Vandenbroucke<sup>15</sup> , N. van Eijndhoven<sup>41</sup> , D. Vannerom<sup>40</sup>, J. van Santen<sup>2</sup> , J. Vara<sup>34</sup>, J. Veitch-Michaelis<sup>15</sup>, S. Verpoest<sup>61</sup> , D. Veske<sup>42</sup>, C. Walck<sup>44</sup> , W. Wang<sup>15</sup>, T. B. Watson<sup>54</sup> , C. Weaver<sup>39</sup> , P. Weigel<sup>40</sup>, A. Weindl<sup>8</sup>, J. Weldert<sup>31</sup> , C. Wendt<sup>15</sup> , J. Werthebach<sup>7</sup>, M. Weyrauch<sup>8</sup>, N. Whitehorn<sup>39,58</sup> , C. H. Wiebusch<sup>30</sup> , N. Willey<sup>39</sup>, D. R. Williams<sup>43</sup>, M. Wolf<sup>15</sup> , G. Wrede<sup>13</sup>, J. Wulff<sup>22</sup>, D. L. Xu<sup>36</sup> , X. W. Xu<sup>47</sup>, J. P. Yanez<sup>4</sup>, M. Yasutsugu<sup>52</sup>, E. Yildizci<sup>15</sup>, S. Yoshida<sup>52</sup> , S. Yu<sup>39</sup>, T. Yuan<sup>15</sup> , Z. Zhang<sup>37</sup> , and P. Zhelnin<sup>14</sup>

IceCube Collaboration<sup>67</sup>

- <sup>1</sup> Department of Physics, Loyola University Chicago, Chicago, IL 60660, USA  
<sup>2</sup> DESY, D-15738 Zeuthen, Germany  
<sup>3</sup> Department of Physics and Astronomy, University of Canterbury, Private Bag 4800, Christchurch, New Zealand  
<sup>4</sup> eDepartment of Physics, University of Alberta, Edmonton, AB T6G 2E1, Canada  
<sup>5</sup> Université Libre de Bruxelles, Science Faculty CP230, B-1050 Brussels, Belgium  
<sup>6</sup> Niels Bohr Institute, University of Copenhagen, DK-2100 Copenhagen, Denmark  
<sup>7</sup> Department of Physics, TU Dortmund University, D-44221 Dortmund, Germany  
<sup>8</sup> Karlsruhe Institute of Technology, Institute for Astroparticle Physics, D-76021 Karlsruhe, Germany  
<sup>9</sup> Bartol Research Institute and Department of Physics and Astronomy, University of Delaware, Newark, DE 19716, USA  
<sup>10</sup> Department of Physics, Marquette University, Milwaukee, WI 53201, USA  
<sup>11</sup> Department of Astronomy and Astrophysics, Pennsylvania State University, University Park, PA 16802, USA  
<sup>12</sup> Department of Physics, Pennsylvania State University, University Park, PA 16802, USA  
<sup>13</sup> Erlangen Centre for Astroparticle Physics, Friedrich-Alexander-Universität Erlangen-Nürnberg, D-91058 Erlangen, Germany  
<sup>14</sup> Department of Physics and Laboratory for Particle Physics and Cosmology, Harvard University, Cambridge, MA 02138, USA  
<sup>15</sup> Department of Physics and Wisconsin IceCube Particle Astrophysics Center, University of Wisconsin-Madison, Madison, WI 53706, USA  
<sup>16</sup> Physics Department, South Dakota School of Mines and Technology, Rapid City, SD 57701, USA  
<sup>17</sup> Department of Physics and Astronomy, University of California, Irvine, CA 92697, USA  
<sup>18</sup> Department of Physics, University of California, Berkeley, CA 94720, USA  
<sup>19</sup> Department of Astronomy, Ohio State University, Columbus, OH 43210, USA  
<sup>20</sup> Department of Physics and Center for Cosmology and Astro-Particle Physics, Ohio State University, Columbus, OH 43210, USA  
<sup>21</sup> Department of Physics, University of Wuppertal, D-42119 Wuppertal, Germany  
<sup>22</sup> Fakultät für Physik & Astronomie, Ruhr-Universität Bochum, D-44780 Bochum, Germany  
<sup>23</sup> Department of Physics and Astronomy, Uppsala University, Box 516, SE-75120 Uppsala, Sweden  
<sup>24</sup> Physik-department, Technische Universität München, D-85748 Garching, Germany  
<sup>25</sup> Department of Physics and Astronomy, University of Rochester, Rochester, NY 14627, USA  
<sup>26</sup> Department of Physics, University of Maryland, College Park, MD 20742, USA  
<sup>27</sup> Dipartimento di Fisica e Astronomia Galileo Galilei, Università Degli Studi di Padova, I-35122 Padova PD, Italy  
<sup>28</sup> Department of Physics and Astronomy, University of Kansas, Lawrence, KS 66045, USA  
<sup>29</sup> Lawrence Berkeley National Laboratory, Berkeley, CA 94720, USA  
<sup>30</sup> III. Physikalisches Institut, RWTH Aachen University, D-52056 Aachen, Germany  
<sup>31</sup> Institute of Physics, University of Mainz, Staudinger Weg 7, D-55099 Mainz, Germany  
<sup>32</sup> School of Physics and Center for Relativistic Astrophysics, Georgia Institute of Technology, Atlanta, GA 30332, USA  
<sup>33</sup> Department of Physics, University of Adelaide, Adelaide, 5005, Australia  
<sup>34</sup> Institut für Kernphysik, Westfälische Wilhelms-Universität Münster, D-48149 Münster, Germany  
<sup>35</sup> Department of Physics, Drexel University, 3141 Chestnut Street, Philadelphia, PA 19104, USA  
<sup>36</sup> Tsung-Dao Lee Institute, Shanghai Jiao Tong University, Shanghai 201210, People's Republic of China  
<sup>37</sup> Department of Physics and Astronomy, Stony Brook University, Stony Brook, NY 11794-3800, USA  
<sup>38</sup> Department of Physics, Sungkyunkwan University, Suwon 16419, Republic of Korea  
<sup>39</sup> Department of Physics and Astronomy, Michigan State University, East Lansing, MI 48824, USA  
<sup>40</sup> Department of Physics, Massachusetts Institute of Technology, Cambridge, MA 02139, USA  
<sup>41</sup> Vrije Universiteit Brussel (VUB), Dienst ELEM, B-1050 Brussels, Belgium  
<sup>42</sup> Columbia Astrophysics and Nevis Laboratories, Columbia University, New York, NY 10027, USA  
<sup>43</sup> Department of Physics and Astronomy, University of Alabama, Tuscaloosa, AL 35487, USA  
<sup>44</sup> Oskar Klein Centre and Department of Physics, Stockholm University, SE-10691 Stockholm, Sweden  
<sup>45</sup> Centre for Cosmology, Particle Physics and Phenomenology—CP3, Université catholique de Louvain, Louvain-la-Neuve, Belgium  
<sup>46</sup> Karlsruhe Institute of Technology, Institute of Experimental Particle Physics, D-76021 Karlsruhe, Germany  
<sup>47</sup> Department of Physics, Southern University, Baton Rouge, LA 70813, USA  
<sup>48</sup> Institute of Physics, Academia Sinica, Taipei, 11529, Taiwan  
<sup>49</sup> Institut für Physik, Humboldt-Universität zu Berlin, D-12489 Berlin, Germany  
<sup>50</sup> Department of Astronomy, University of Wisconsin-Madison, Madison, WI 53706, USA  
<sup>51</sup> Department of Physics, Engineering Physics, and Astronomy, Queen's University, Kingston, ON K7L 3N6, Canada  
<sup>52</sup> Department of Physics and The International Center for Hadron Astrophysics, Chiba University, Chiba 263-8522, Japan  
<sup>53</sup> CTSPS, Clark-Atlanta University, Atlanta, GA 30314, USA  
<sup>54</sup> Department of Physics, University of Texas at Arlington, 502 Yates Street, Science Hall Rm 108, Box 19059, Arlington, TX 76019, USA  
<sup>55</sup> Department of Physics & Astronomy, University of Nevada, Las Vegas, NV 89154, USA  
<sup>56</sup> Nevada Center for Astrophysics, University of Nevada, Las Vegas, NV 89154, USA  
<sup>57</sup> Département de physique nucléaire et corpusculaire, Université de Genève, CH-1211 Genève, Switzerland  
<sup>58</sup> Department of Physics and Astronomy, UCLA, Los Angeles, CA 90095, USA  
<sup>59</sup> Department of Physics, Yale University, New Haven, CT 06520, USA  
<sup>60</sup> Department of Physics, Mercer University, Macon, GA 31207-0001, USA  
<sup>61</sup> Department of Physics and Astronomy, University of Gent, B-9000 Gent, Belgium  
<sup>62</sup> Department of Physics and Astronomy, University of Alaska Anchorage, 3211 Providence Drive, Anchorage, AK 99508, USA  
<sup>63</sup> Department of Physics and Astronomy, University of Utah, Salt Lake City, UT 84112, USA  
<sup>64</sup> Department of Physics, University of Oxford, Parks Road, Oxford OX1 3PU, UK  
<sup>65</sup> Department of Physics, University of Wisconsin, River Falls, WI 54022, USA

Received 2022 November 24; revised 2023 January 25; accepted 2023 February 5; published 2023 March 1

<sup>66</sup> Also at Earthquake Research Institute, University of Tokyo, Bunkyo, Tokyo 113-0032, Japan.

<sup>67</sup> [analysis@icecube.wisc.edu](mailto:analysis@icecube.wisc.edu)



Original content from this work may be used under the terms of the [Creative Commons Attribution 4.0 licence](https://creativecommons.org/licenses/by/4.0/). Any further distribution of this work must maintain attribution to the author(s) and the title of the work, journal citation and DOI.

## Abstract

Galactic PeV cosmic-ray accelerators (PeVatrons) are Galactic sources theorized to accelerate cosmic rays up to PeV in energy. The accelerated cosmic rays are expected to interact hadronically with nearby ambient gas or the interstellar medium, resulting in  $\gamma$ -rays and neutrinos. Recently, the Large High Altitude Air Shower Observatory (LHAASO) identified 12  $\gamma$ -ray sources with emissions above 100 TeV, making them candidates for PeVatrons. While at these high energies the Klein–Nishina effect exponentially suppresses leptonic emission from Galactic sources, evidence for neutrino emission would unequivocally confirm hadronic acceleration. Here, we present the results of a search for neutrinos from these  $\gamma$ -ray sources and stacking searches testing for excess neutrino emission from all 12 sources as well as their subcatalogs of supernova remnants and pulsar wind nebulae with 11 yr of track events from the IceCube Neutrino Observatory. No significant emissions were found. Based on the resulting limits, we place constraints on the fraction of  $\gamma$ -ray flux originating from the hadronic processes in the Crab Nebula and LHAASO J2226+6057.

*Unified Astronomy Thesaurus concepts:* [Neutrino astronomy \(1100\)](#); [High energy astrophysics \(739\)](#); [Galactic cosmic rays \(567\)](#)

## 1. Introduction

The origin of high-energy cosmic rays (CRs) is a long-standing question in particle astrophysics. The cosmic-ray spectrum is typically parameterized with an  $E^{-2.7}$  power law up to its “knee,”  $E_{\text{CR}} \sim 3$  PeV, above which the spectrum softens (Abbasi et al. 2018). CRs with energies up to the “knee” are generally believed to be confined and accelerated in the Milky Way, implying the presence of PeV accelerators known as PeVatrons that accelerate the particles to energies  $>1$  PeV within our Galaxy. In addition to propelling CRs to PeV energies, Galactic PeVatrons are expected to emit  $\gamma$ -rays and neutrinos through associate pion decays (Ahlers et al. 2016). High-energy  $\gamma$ -rays may also originate from leptonic processes like inverse Compton scattering and Bremsstrahlung; however, at  $E_{\gamma} \gtrsim 50$  TeV, inverse Compton scattering is inefficient due to Klein–Nishina suppression (Moderski et al. 2005; Hinton & Hofmann 2009; Cristofari 2021). As inverse Compton scattering is the primary mechanism for electrons to emit  $\gamma$ -rays (Blumenthal & Gould 1970),  $\gamma$ -ray emission from leptonic processes is dramatically suppressed. Ultra-high-energy (UHE;  $>100$  TeV)  $\gamma$ -ray sources, especially those with observed spectra following a simple power law to at least tens of TeV, are suspected to be indicators of PeVatrons. Testifying that the acceleration of hadrons is taking place for those TeV sources is of importance to pinpoint PeV CR sources.

Supernova remnants (SNRs) are widely considered candidate Galactic PeVatrons. SNRs are generally believed to be the primary candidates of hadronic sources in the Galaxy, with particles being accelerated by diffusive shock acceleration (DSA) in expanding shocks. According to the SNR hypothesis, 10% of the total explosion energy of the supernova progenitor is converted into CRs, compatible with the observed intensity of CRs and their estimated confinement time in the Galaxy (Blandford & Ostriker 1978). The DSA mechanism and strong magnetic field amplification close to the shocks in SNRs can also explain the observed power-law spectrum of CRs (Cristofari et al. 2018). Apart from that, molecular clouds located within 100 parsec of the SNRs could be effective sites for  $>100$  TeV  $\gamma$ -ray production (Gabici & Aharonian 2007). Highest-energy particles would quickly escape SNRs and diffuse faster in the interstellar medium (ISM), arriving at nearby molecular clouds earlier than lower-energy CRs and producing neutrinos and  $\gamma$ -rays there. CRs might also be accelerated in young massive star clusters (YMCs) and pulsar wind nebulae (PWNe). Although the  $\gamma$ -ray emission from

PWNe is widely expected to be leptonic, several studies suggest that the presence of relativistic hadrons in the pulsar winds might also be possible (Di Palma et al. 2017). From the Hillas criterion, the magnetic fields of PWNe could effectively trap particles with energies  $E \lesssim 3$  PeV (Hillas 1984). Therefore, a large amount of energy of PWNe could be stored in relativistic protons if they are continuously produced. In hadronic scenarios, CRs might be accelerated at the termination shocks (Di Palma et al. 2017) or by the shocks of SNRs that confined the diffuse nebulae (Ohira et al. 2018).

Albert et al. (2021) reported that the TeV  $\gamma$ -ray spectrum of HAWC J1825-134 has no indication for a cutoff up to 200 TeV, implying that the source might be a possible PeVatron. HAWC J1825-134 may be associated with a giant molecular cloud, and the YMC located inside the molecular cloud is thought to accelerate CRs to PeV energies. Evidence of a PeVatron at the center of the Galaxy has also been reported by the High Energy Stereoscopic System (HESS) Collaboration by observing  $\gamma$ -rays from collisions of a young population of CRs with close-by molecular clouds, with a hard  $\gamma$ -ray spectrum observed up to  $E_{\gamma} \sim 40$  TeV (Abramowski et al. 2016). Detection of astrophysical neutrinos ( $E_{\nu} \gtrsim 100$  TeV) would be a smoking gun for the existence of Galactic PeVatrons. The IceCube Neutrino Observatory has previously searched for Galactic neutrino emission from individual sources, stacked similar objects (PWNe, SNRs, etc.), and the Galactic plane (Aartsen et al. 2017, 2019, 2020a, 2020b). Joint analyses with data from the Astronomy with a Neutrino Telescope and Abyss environmental REsearch (ANTARES) were also performed to search for neutrinos from the Galactic plane and the southern sky (Albert et al. 2018, 2020b), exploiting the advantageous field of view of ANTARES and large volume and high statistics of IceCube. No significant Galactic neutrino sources were found from those searches, and the contribution of Galactic sources to the all-sky isotropic astrophysical neutrino flux has been constrained to  $\leq 14\%$  (Aartsen et al. 2017).

Recently, the LHAASO Collaboration reported the detection of a dozen Galactic  $E_{\gamma} \geq 100$  TeV  $\gamma$ -ray sources with  $>7\sigma$  detection (Cao et al. 2021b). This is the first LHAASO catalog and the largest list of UHE  $\gamma$ -ray sources published to date. Searching for neutrino emission from those LHAASO UHE sources will enable differentiation between leptonic and hadronic mechanisms that contribute to the UHE  $\gamma$ -ray flux. In this letter, we perform a stacking analysis and a catalog search to probe the hadronic nature of these potential PeVatrons. We divide the LHAASO sources into three groups

according to their possible association (all UHE sources, all possible PWNe, and all possible SNRs) in the stacking analysis, providing flux limits to constrain the total fraction of Galactic CRs that come from the UHE  $\gamma$ -ray SNRs and PWNe above 100 TeV. Section 2 briefly introduces the IceCube Observatory, the LHAASO detector arrays, the neutrino data set, and the source list of 12 UHE sources. Analysis methods are shown in Section 3. In Sections 4 and 5, we discuss and summarize the results.

## 2. IceCube and LHAASO Detectors and Data Sets

### 2.1. IceCube Neutrino Sample

The IceCube Neutrino Observatory is a cubic kilometer array of 5160 digital optical modules (DOMs) located in the geographic south pole (Abbasi et al. 2009). These DOMs are arranged along 86 readout and support cables (“strings”) that instrument the glacial ice at a depth between 1.45 and 2.45 km. Each DOM is equipped with a 10 inch photomultiplier tube in a pressure-resistant sphere along with the necessary electronics for the readout of the signal (Abbasi et al. 2009). These DOMs are designed to observe the Cherenkov light induced by energetic charged particles traveling in ice. These energetic charged particles are produced by charged-current (CC) interactions or neutral-current (NC) interactions from neutrinos of all flavors (Abbasi et al. 2010). The track-like (from CC interactions from muon neutrino) and cascade-like (from other NC and CC interactions) events are recorded by DOMs and analyzed in terms of the direction and energy of the primary neutrino. IceCube also includes DeepCore, a GeV-scale neutrino subdetector (Abbasi et al. 2012), and IceTop, an air shower array (Abbasi et al. 2013), which are not used in this study.

The data set used in this analysis comprises 11 yr of IceCube track-like data from 2008 April 6 to 2020 May 29. Track-like events have a better angular resolution (a typical  $\sim$ TeV neutrino has angular uncertainty  $\sim 1^\circ$ ) compared to cascade-like events because of the long lever arm, providing better sensitivity to astrophysical point sources. The data taken from 2008 April 6 to 2011 May 13 are from the partially built detector with 40, 59, and 79 strings (IC 40, IC 59, and IC 79; Aartsen et al. 2020a) and the rest of the data are taken from the full detector configuration of 86 strings (Aartsen et al. 2014). The dominant source of background is atmospheric neutrinos and atmospheric muons originating from air showers induced by cosmic-ray interactions in the atmosphere. Appendix A shows the details of the data set used and the relevant energy range.

The data set also incorporates the improved in situ calibration of the single-photoelectron charge distributions (Aartsen et al. 2020c) and other improvements in reconstruction, further boosting the sensitivity relative to the previous analyses (Aartsen et al. 2020a). The sensitivity and  $5\sigma$  discovery potential of the data set are shown in Figure 1.

### 2.2. LHAASO Ultra-high-energy $\gamma$ -Ray Sources

The Large High Altitude Air Shower Observatory (LHAASO) is a complex of extensive air shower detector arrays that aims to study  $\gamma$ -rays and cosmic rays. Located in the Sichuan province of China with an elevation of 4410 m a.s.l., LHAASO consists of three components, the Kilometer Square Array (KM2A), the Water Cherenkov Detector Array

(WCDA), and the Wide Field-of-view Cherenkov Telescope Array (WFCTA). The LHAASO-KM2A focuses on Galactic  $\gamma$ -ray sources above 30 TeV in the Northern sky and has been operating since 2019 December. The KM2A comprises uniformly distributed electromagnetic particle detectors (ED) and muon detectors (MD) over 1.3 km<sup>2</sup>. The vast area of scintillation counters together with the MD array would effectively suppress the background from CR-induced hadronic showers for  $\gamma$ -rays above  $\sim 50$  TeV, yielding a sensitivity of the full KM2A approaching  $\sim 1\%$  for a Crab-like source with a 1 yr observation at 100 TeV (Cui et al. 2014; Liu et al. 2016). The angular and energy resolution of the KM2A are  $0^\circ.4$  and 28% at 30 TeV, respectively. We note that at 1 PeV, the angular resolution of the KM2A would reach  $0^\circ.2$  (Ma et al. 2021).

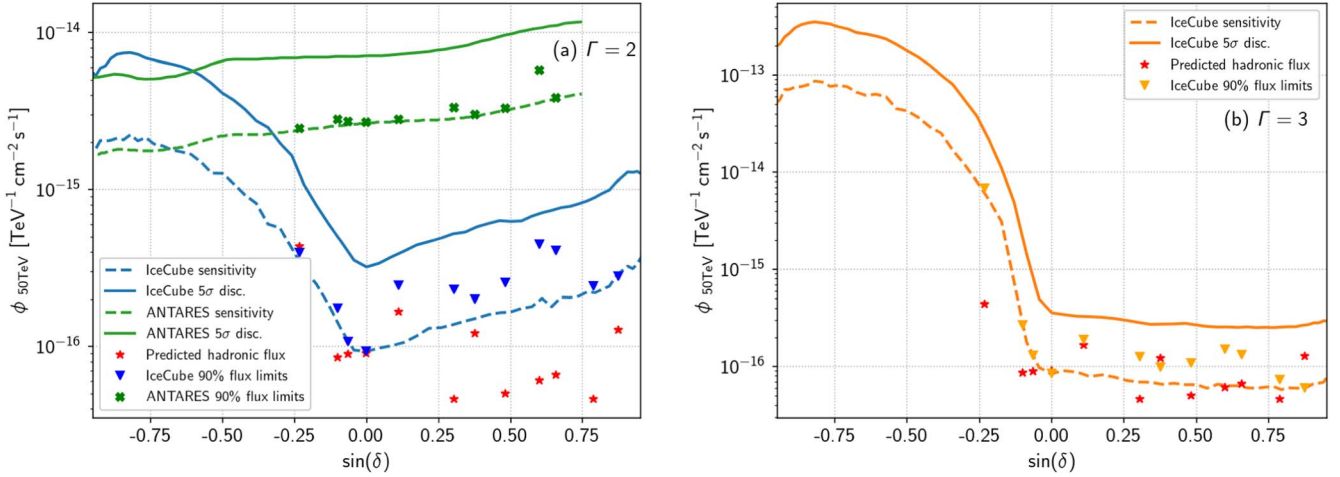
The half-completed LHAASO-KM2A has already detected 12 UHE  $\gamma$ -ray sources above 100 TeV with statistical significance  $\geq 7\sigma$ , from 2019 December to 2021 October (Cao et al. 2021b, Table 1). All these potential PeVatrons appear to be located in our Galaxy. Among these 12 sources, 3 sources (eHWCJ1825-134, eHWCJ1907+063, and eHWCJ2019+368) are also in the high-energy source list of the High Altitude Water Cherenkov (HAWC; Abeyssekara et al. 2020) with conclusive evidence of  $\geq 100$  TeV emission. Except for LHAASO J0534+2202, which is the Crab Nebula, all the other LHAASO UHE sources have no firm association, with several known TeV counterparts nearby. Table 2 in Cao et al. (2021b) lists all the possible TeV associations close to these 12 UHE sources, suggesting that the majority of them might be associated with PWNe or SNRs.

## 3. Analysis Method

### 3.1. Catalog Search

A maximum-likelihood ratio test is performed following the technique described in Abbasi et al. (2011) and Braun et al. (2008). The same method was also used in the previous IceCube 10 yr time-integrated point-source search (Aartsen et al. 2020a). The first LHAASO catalog consists of 12 UHE  $\gamma$ -ray sources detected above 100 TeV with  $>7\sigma$  (Cao et al. 2021b). Only two of the LHAASO sources (LHAASO J0534+2202 and LHAASO J2108+5157) are considered to be point sources with regard to LHAASO’s angular resolution. For the remaining 10 sources, significant angular extensions in  $\gamma$ -ray are detected by LHAASO and a  $0^\circ.3$  Gaussian emission template is used to measure the  $\gamma$ -ray flux. Hence, a  $0^\circ.3$  Gaussian extent is assumed for the remaining 10 sources to match assumptions used in the LHAASO analysis (Cao et al. 2021b). We model the spatial signal likelihood as a 2D Gaussian in tangent plane coordinates, which is valid for a sufficiently small angular extension. The angular uncertainty of each event is obtained directly from reconstruction. Source extensions and estimated angular uncertainties for events are added in quadrature when estimating spatial likelihoods for each event. We assume a power-law spectrum with spectral index  $\Gamma$  for the signal hypothesis. The normalization and spectral index  $1 < \Gamma < 4$  of the signal flux are optimized in a maximum-likelihood analysis. A detailed description of the likelihood can be found in Appendix B.

Figure 1 shows the sensitivity and  $5\sigma$  discovery potential as a function of decl. of this search method for  $\Gamma = 2$  and  $\Gamma = 3$ . The sensitivity is the neutrino flux required for 90% of the trials to yield a  $p$ -value less than 0.5. The  $5\sigma$  discovery potential is



**Figure 1.** The blue solid and blue dashed lines are the per-source IceCube  $5\sigma$  discovery potential and sensitivity for  $0^\circ.3$  extension and  $\Gamma = 2$  spectrum (a), and the orange solid and dashed lines are those for  $0^\circ.3$  extension and  $\Gamma = 3$  spectrum (b) of this analysis. The green solid and green dashed lines on the left plot are the  $5\sigma$  discovery potential and sensitivity of a  $E^{-2}$  spectrum of ANTARES point-source analysis (Illuminati 2021). The red stars represent the neutrino flux predicted from the LHAASO measurement if photon flux is assumed to be 100% of hadronic origin (Ahlers & Murase 2014). The blue and orange triangles represent the 90% flux limits obtained from this analysis for  $E^{-2}$  and  $E^{-3}$  spectrum, respectively. The green crosses are the ANTARES 90% flux limits (Illuminati 2021).

the neutrino flux required for 50% of trials with simulated signal to yield a  $p$ -value less than  $2.87 \times 10^{-7}$  ( $5\sigma$  significance in a one-tail Gaussian test). In our analyses, we use 50 TeV as the pivot energy when calculating the neutrino flux, given that 100 TeV  $\gamma$ -rays from pion decay would be accompanied by neutrinos at 50 TeV (Ahlers & Murase 2014, see Appendix C for more detail).

### 3.2. Stacking Search

A total of six stacking analyses are performed combing the three catalogs—all LHAASO sources, sources potentially associated with SNRs, and sources potentially associated with PWNe—and two weighting schemes—equal neutrino flux at Earth and neutrino flux proportional to the  $\gamma$ -ray flux at 100 TeV reported by LHAASO (Cao et al. 2021b). The source hypothesis in the stacking analysis follows the extension template applied by LHAASO to calculate the 100 TeV flux, and it is the same as in the catalog search, with sources considered to have a  $0^\circ.3$  Gaussian extension except for LHAASO J0534+2202 and LHAASO J2108+5157. Nearly no extension is measured for these two sources. According to the association proposed by Cao et al. (2021b), nine sources are included in the PWN stacking search, and six sources are included in the SNR stacking search. There are four  $\gamma$ -ray sources in common between the SNR and PWN stacking searches. Table 1 shows the source type of the potential association of the LHAASO sources. We assume that all the sources in each stacking scheme have a universal unbroken power-law energy spectrum with the same spectral index. The spectral index and the total number of signal neutrinos are fitted as free parameters during the maximization of the likelihood. For the equal-weight cases, the relative weight of each source is  $\frac{1}{N}$ , where  $N$  is the number of sources in the catalog. For the flux-weighted cases, the relative weight of each source  $i$  is  $\frac{\phi_i}{\sum_j \phi_j}$ , where  $\phi_i$  is the LHAASO  $\gamma$ -ray flux at 100 TeV (Cao et al. 2021b). We generate  $10^5$  background trials by scrambling the R.A. coordinates of the track sample. The stacking search is performed on each background trial, identifying the source with the lowest pretrial  $p$ -value in each. The distribution of

these  $p$ -values is used to correct for the look-elsewhere effect. The post-trial  $p$ -value is computed by comparing the pretrial  $p$ -value obtained from the real data and the distribution of the lowest pretrial  $p$ -values (Aartsen et al. 2020a).

## 4. Results and Discussion

### 4.1. Catalog Search and Stacking Search Results

Table 1 shows the result of the catalog search, including the best-fit number of neutrino events, best-fit power-law index, and pretrial  $p$ -value. The 90% confidence interval (C.I.) flux upper limit for each source at 50 TeV assuming a spectral index  $\Gamma = 2$  is shown in the last column. We find no significant correlation between the observed neutrinos and the newly identified LHAASO UHE ( $E_\gamma > 100$  TeV) sources in our searches. Figure 1 shows the 90% flux limits for  $\Gamma = 2$  and  $\Gamma = 3$ , comparing the sensitivity of IceCube’s 11 yr data set with that of the ANTARES’s 13 yr data set (Illuminati 2021). Appendix C explains the detail of the estimation of the neutrino flux from the observed  $\gamma$ -ray flux (Ahlers & Murase 2014). Here we assume that the full  $\gamma$ -ray flux is produced via proton–proton interaction.

The two lowest  $p$ -value sources are LHAASO J1908+0621 and LHAASO J2018+3651. LHAASO J1908+0621 is thought to be the UHE counterpart of MGRO J1908+06, which is also the lowest  $p$ -value Galactic source in the source list of the IceCube 10 yr point-source search (Aartsen et al. 2020a). LHAASO J2018+3651 might be associated with MGRO J2019+37, and an H II region, Sh 2–104, is located to the west. The region Sh 2–104 comprises several YMCs with diffuse X-ray emission probably from the colliding winds of young stars (Gotthelf et al. 2016).

Ten of the LHAASO UHE sources with  $\delta < 42^\circ$  are in the source list for the ANTARES 13 yr point-source search (Illuminati 2021). LHAASO J2018+3651 is the only LHAASO source with a reported pretrial  $p$ -value of 0.14. LHAASO J1908+0621, LHAASO J1929+1745, and LHAASO J2032+4102 have  $p$ -values  $\lesssim 0.06$  in the searches of Huang & Li (2022) with 10 yr of IceCube track events. The pretrial  $p$ -values of LHAASO J1929+1745 and LHAASO J2032+4102 are  $\sim 0.03$  and  $\sim 0.04$

**Table 1**  
Table of Best-fit Parameters with Corresponding Test Statistic (TS) and  $p$ -value of the Catalog Search

| Source           | R.A.   | Decl.  | $\gamma$ -Ray Flux[CU] | Possible Association | $n_s$ | $\Gamma$ | TS   | Pretrial $p$ -value | $\phi_{90\%}$ |
|------------------|--------|--------|------------------------|----------------------|-------|----------|------|---------------------|---------------|
| LHAASOJ1825-1326 | 276.45 | -13.45 | 3.57                   | PWN                  | 1.00  | 3.33     | 0.02 | 0.42                | 4.0           |
| LHAASOJ1839-0545 | 279.95 | -5.75  | 0.7                    | PWN                  | 9.34  | 3.12     | 1.43 | 0.46                | 1.8           |
| LHAASOJ1843-0338 | 280.75 | -3.65  | 0.73                   | SNR                  | 0.00  | ...      | 0.00 | 1.0                 | 0.99          |
| LHAASOJ1849-0003 | 282.35 | -0.05  | 0.74                   | PWN/YMC              | 0.00  | ...      | 0.00 | 1.0                 | 0.90          |
| LHAASOJ1908+0621 | 287.05 | 6.35   | 1.36                   | SNR/PWN              | 6.83  | 2.11     | 4.06 | 0.046               | 2.5           |
| LHAASOJ1929+1745 | 292.25 | 17.75  | 0.38                   | SNR/PWN              | 16.0  | 2.63     | 1.34 | 0.18                | 2.3           |
| LHAASOJ0534+2202 | 83.55  | 22.05  | 1.0                    | PWN                  | 14.0  | 4.0      | 1.22 | 0.19                | 2.0           |
| LHAASOJ1956+2845 | 299.05 | 28.75  | 0.41                   | SNR                  | 17.6  | 3.05     | 1.16 | 0.21                | 2.5           |
| LHAASOJ2018+3651 | 304.75 | 36.85  | 0.5                    | PWN/YMC              | 18.7  | 2.67     | 3.62 | 0.045               | 4.5           |
| LHAASOJ2032+4102 | 308.05 | 41.05  | 0.54                   | SNR/PWN/YMC          | 24.8  | 3.98     | 2.81 | 0.075               | 4.1           |
| LHAASOJ2108+5157 | 317.15 | 51.95  | 0.38                   | ...                  | 10.6  | 2.96     | 0.84 | 0.26                | 2.4           |
| LHAASOJ2226+6057 | 336.75 | 60.95  | 1.05                   | SNR/PWN              | 0.00  | ...      | 0.00 | 1.0                 | 2.9           |

**Note.** The  $\gamma$ -ray flux is the  $\gamma$ -ray flux of the source at 100 TeV in Crab units (CU;  $6.1 \times 10^{-17} \text{ TeV}^{-1} \text{ cm}^{-2} \text{ s}^{-1}$ ) reported by LHAASO (Cao et al. 2021b). The neutrino 90% C.I. flux upper limit ( $\phi_{90\%}$ ) is parameterized as:  $\frac{dN_{\nu_1+\nu_{\bar{1}}}}{dE_{\nu}} = \phi_{90\%} \cdot \left(\frac{E_{\nu}}{50\text{TeV}}\right)^{-2} \times 10^{-16} \text{ TeV}^{-1} \text{ cm}^{-2} \text{ s}^{-1}$ . The relevant energy range of the flux upper limit can be found in Appendix C. The two smallest pretrial  $p$ -values of 0.046 and 0.045 observed for two sources correspond to a post-trial  $p$ -value of 0.42 with the assumption that those 12 sources are independent given their large separation.

with an extension of  $0.6$ , while that of LHAASO J1908+0621 is  $\sim 0.06$  for the point-source hypothesis. LHAASO J2032+4132 is the third significant source in our catalog search with a pretrial  $p$ -value of 0.075. The differences between the significance level for LHAASO J2018+3651 and LHAASO J1929+1745 in our analysis and that in Huang & Li (2022) might result from the differences in data sets' live time and in track reconstruction approaches or from the limitations of the public data set.

Table 2 shows the result of the stacking searches, including the best-fit total number of signal events, best-fit power-law index, and pretrial  $p$ -value for each stacking scheme. The 90% C.I. flux upper limit at 50 TeV for each tested weighting scheme assuming a spectral index of 2 is shown in the last column. No significant emission is found from all six stacking schemes, with the lowest  $p$ -value results found from all possible LHAASO PWNs and all LHAASO UHE sources weighted equally. The 90% flux upper limits for each weighting scheme tested as a function of the spectral index is shown in Figure 2.

#### 4.2. Hadronic Constraints

In this section, we try to constrain the fraction of  $\gamma$ -ray emission from hadronic processes in the LHAASO sources. To obtain meaningful hadronic constraints based on the non-observation of neutrinos, we look up the observed  $\gamma$ -ray indexes for LHAASO sources from the literature and assume the neutrino spectra have the same shape as the  $\gamma$ -ray spectra. Considering the observed TeV  $\gamma$ -ray spectra and comparing the 90% upper-limit flux calculated using the observed TeV spectral parameters with the theoretically predicted neutrino flux (the estimation detail is described in Appendix C), we are able to constrain the hadronic contributions to the  $\gamma$ -ray flux for three of the LHAASO UHE sources: LHAASO J0534+2202, LHAASO J1849-0003, and LHAASO J2226+6057. The hadronic constraints, neutrino upper limits, and expected neutrino fluxes for the three LHAASO sources are shown in Table 3.

The strongest hadronic constraint is put on LHAASO J2226+6057 with a limit of  $\lesssim 47\%$ , with the assumption that the neutrino spectrum follows a simple power law with an index of 3.01 reported by LHAASO. The UHE source may be

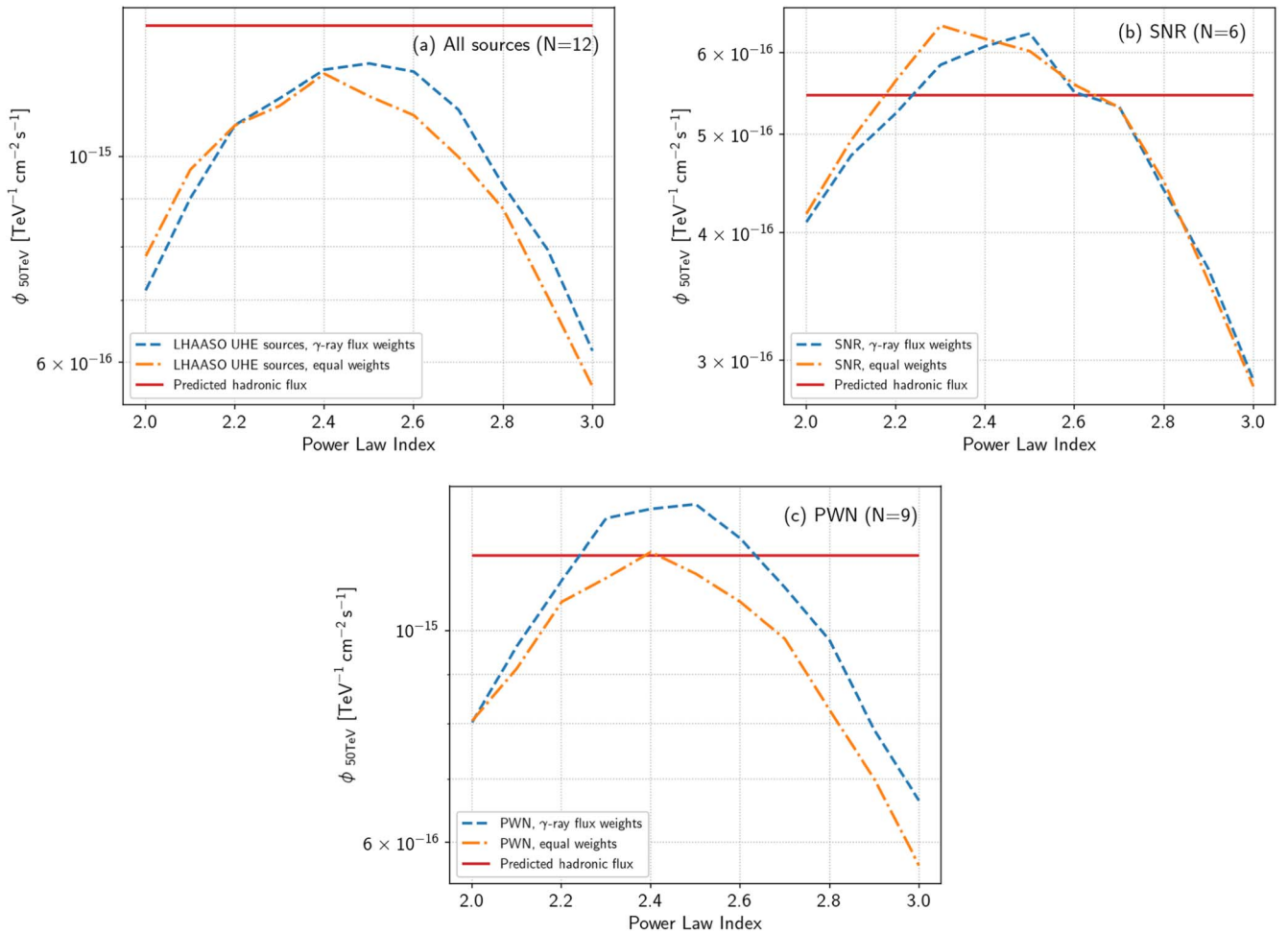
**Table 2**  
Table of Best-fit Parameters for the Stacking Analyses

| Sample      | Weighting Scheme | $n_s$ | $\Gamma$ | TS   | Pretrial $p$ -value | $\phi_{90\%}$ |
|-------------|------------------|-------|----------|------|---------------------|---------------|
| All sources | flux-weighted    | 38.7  | 2.58     | 3.11 | 0.068               | 7.2           |
| All sources | equal-weighted   | 79.7  | 2.81     | 4.83 | 0.022               | 7.8           |
| SNR         | flux-weighted    | 8.74  | 2.21     | 1.85 | 0.14                | 4.1           |
| SNR         | equal-weighted   | 22.3  | 2.56     | 1.42 | 0.16                | 4.2           |
| PWN         | flux-weighted    | 33.4  | 2.46     | 4.15 | 0.042               | 8.0           |
| PWN         | equal-weighted   | 59.2  | 2.62     | 5.42 | 0.022               | 8.1           |

**Note.** The 90% flux upper limit ( $\phi_{90\%}$ ) is parameterized as:  $\frac{dN_{\nu_1+\nu_{\bar{1}}}}{dE_{\nu}} = \phi_{90\%} \cdot \left(\frac{E_{\nu}}{50\text{TeV}}\right)^{-2} \times 10^{-16} \text{ TeV}^{-1} \text{ cm}^{-2} \text{ s}^{-1}$ . The smallest pretrial  $p$ -value of 0.022 observed in the two stacking hypotheses corresponds to a post-trial  $p$ -value of 0.06.

associated with SNR G106.3+02.7, suggested as a potential PeVatron by Albert et al. (2020a) and Amenomori et al. (2021). The observations of HAWC and Tibet AS $\gamma$  for the SNR indicate an unbroken hard TeV spectrum that extends up to at least 100 TeV. Amenomori et al. (2021) suggested that the VHE protons might be accelerated and trapped in the SNR given the hard spectral index. On the other hand, the UHE  $\gamma$ -ray flux of J2226+6057 detected by LHAASO from 20 to 500 TeV is better described with a log-parabola rather than a single power law (Cao et al. 2021b). However, the hadronic component of J2226+6057's  $\gamma$ -ray flux cannot be constrained when applying the log-parabola model to calculate the neutrino flux limits. For this source, the 90% neutrino flux limit obtained using the log-parabola spectra from LHAASO exceeds the theoretical bound.

For LHAASO J0534+2202, which is the UHE counterpart of the Crab Nebula, we constrain the hadronic UHE  $\gamma$ -ray emission to  $\lesssim 59\%$  of the total, assuming a power law of  $\Gamma = 3.12$  as reported by LHAASO. Applying the log-parabola model obtained by HAWC, the hadronic constraint on the Crab is  $\lesssim 84\%$ , compared to  $\lesssim 70\%$  reported previously by Huang & Li (2022). Although a 1.12 PeV  $\gamma$ -induced shower was detected by LHAASO-KM2A from the direction of the Crab, the hadronic origin of TeV  $\gamma$ -rays from it is considered to be



**Figure 2.** Our 90% flux upper limits on neutrino emission at 50 TeV from (a) all 12 LHAASO sources, (b) sources that could be associated with SNRs, and (c) sources that could be associated with PWNe. The orange line represents the equal-weight case, and the blue line represents the flux-weighted case. The hadronic flux prediction assumes that the flux measured by LHAASO is of purely hadronic origin.

less likely (Cao et al. 2021a). If the UHE emission from the Crab is hadronic, CRs should be accelerated in the pulsars magnetosphere or at the wind termination shock. An alternative scenario proposed by Cheng et al. (1990) suggests that CRs could be accelerated in the outer gap of the pulsar.

We could only marginally constrain the hadronic fraction of the  $\gamma$ -ray flux for LHAASO J1849–0003 to  $\lesssim 94\%$ , with a power-law index of 1.99 (Huang & Li 2022).

## 5. Conclusions and Outlook

In this study, we have performed catalog and stacking searches on 12 LHAASO UHE  $\gamma$ -ray sources. We have found no significant neutrino emission, with the smallest post-trial  $p$ -value of 0.06 in the PWN equal-weight stacking search. The resulting 90% neutrino flux upper limits for an  $E^{-2}$  spectrum were given. For LHAASO J1849–0003, LHAASO J0534+2202, and LHAASO J2226+6057, we were able to constrain the hadronic  $\gamma$ -ray emission tailored to the available spectral information of these sources. Joint fits between  $\gamma$ -rays and neutrinos (IceCube Collaboration et al. 2021) and physics-motivated lepto-hadronic modeling of the spectrum of each individual source may provide a better and more accurate limit. Future detectors should also improve our understanding of these potential PeVatrons. The planned IceCube-Gen2 detector (Aartsen et al. 2021), with an increased effective area relative to

IceCube and improved angular resolution, is expected to become up to 5 times more sensitivity for Galactic neutrino sources compared to IceCube.

The IceCube collaboration acknowledges the significant contributions to this manuscript from Yu-Ling Chang, Kwok Lung Fan, and Michael Larson. We also acknowledge support from: USA—U.S. National Science Foundation-Office of Polar Programs, U.S. National Science Foundation-Physics Division, U.S. National Science Foundation-EPSCoR, Wisconsin Alumni Research Foundation, Center for High Throughput Computing (CHTC) at the University of Wisconsin–Madison, Open Science Grid (OSG), Advanced Cyberinfrastructure Coordination Ecosystem: Services & Support (ACCESS), Frontera computing project at the Texas Advanced Computing Center, U.S. Department of Energy-National Energy Research Scientific Computing Center, Particle astrophysics research computing center at the University of Maryland, Institute for Cyber-Enabled Research at Michigan State University, and Astroparticle physics computational facility at Marquette University; Belgium—Funds for Scientific Research (FRS-FNRS and FWO), FWO Odysseus and Big Science programmes, and Belgian Federal Science Policy Office (Belspo); Germany—Bundesministerium für Bildung und Forschung (BMBF), Deutsche Forschungsgemeinschaft (DFG),

**Table 3**  
Table of TeV Spectral Parameters and Corresponding Hadronic Constraints, Neutrino Upper Limits, and Expected Neutrino Fluxes at 50 TeV

| LHAASO Name | TeV Counterpart | Index/ $\alpha$ | $\beta$ | Energy Range (TeV) | Extension (deg) | $\phi_{90\%}$ | $\phi_{\text{Predicted}}$ | Constraints | References |
|-------------|-----------------|-----------------|---------|--------------------|-----------------|---------------|---------------------------|-------------|------------|
| J1849–0003  | HESSJ1849–000   | 1.99            | ...     | 0.4–100            | 0.09            | 0.85          | 0.90                      | <94%        | (a)        |
| J0534+2202  | Crab Nebula.    | 3.12            | ...     | 10–1600            | 0.00            | 0.70          | 1.2                       | <59%        | (b)        |
|             |                 | 2.79            | 0.1     | 1–177              | 0.00            | 1.0           | 1.2                       | <84%        | (c)        |
| J2226+6057  | SNR G106.3+02.7 | 3.01            | ...     | 20–500             | 0.36            | 0.60          | 1.3                       | <47%        | (d)        |
|             |                 | 1.56            | 0.88    | 20–500             | 0.36            | 2.1           | 1.3                       | ...         | (d)        |

**Note.** The TeV spectral and morphology information (columns 3–6) is taken from (a) Huang & Li (2022), (b) Cao et al. (2021a), (c) Abeysekara et al. (2019), and (d) Cao et al. (2021b). Parameter  $\phi_{90\%}$  represents the neutrino 90% C.I. flux limits parameterized as:  $\frac{dN_{\nu_l+\bar{\nu}_l}}{dE_{\nu_l}} = \phi_{90\%} \cdot \left(\frac{E_{\nu_l}}{50\text{TeV}}\right)^{-\alpha-\beta\log\frac{E_{\nu_l}}{50\text{TeV}}} \times 10^{-16} \text{TeV}^{-1} \text{cm}^{-2} \text{s}^{-1}$ . Parameter  $\phi_{\text{Predicted}}$  is the predicted neutrino flux with the assumption that  $\gamma$ -rays are entirely hadronic. Hadronic constraints correspond to the ratio  $\phi_{90\%}/\phi_{\text{Predicted}}$  at 50 TeV calculated with fixed spectral parameters.

Helmholtz Alliance for Astroparticle Physics (HAP), Initiative and Networking Fund of the Helmholtz Association, Deutsches Elektronen Synchrotron (DESY), and High Performance Computing cluster of the RWTH Aachen; Sweden—Swedish Research Council, Swedish Polar Research Secretariat, Swedish National Infrastructure for Computing (SNIC), and Knut and Alice Wallenberg Foundation; European Union—EGI Advanced Computing for research; Australia—Australian Research Council; Canada—Natural Sciences and Engineering Research Council of Canada, Calcul Québec, Compute Ontario, Canada Foundation for Innovation, WestGrid, and Compute Canada; Denmark—Villum Fonden, Carlsberg Foundation, and European Commission; New Zealand—Marsden Fund; Japan—Japan Society for Promotion of Science

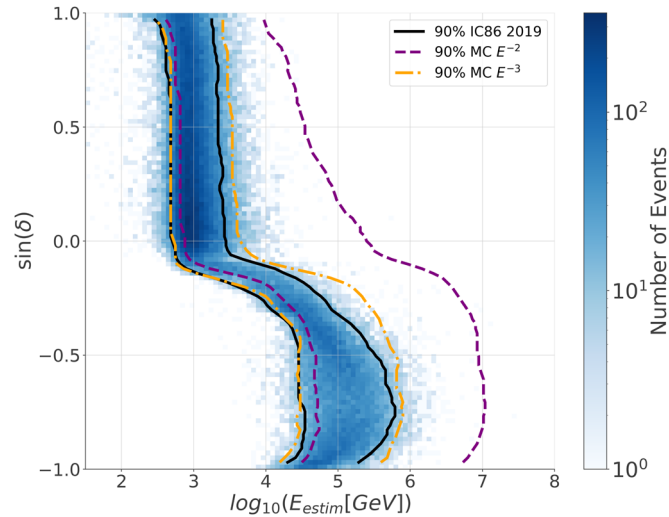
(JSPS) and Institute for Global Prominent Research (IGPR) of Chiba University; Korea—National Research Foundation of Korea (NRF); Switzerland—Swiss National Science Foundation (SNSF); United Kingdom—Department of Physics, University of Oxford.

## Appendix A IceCube Track-like Neutrino Data Set

Table 4 shows the event counts, live time, and start and end dates of each detector configuration of the track-like neutrino data set used in the analysis. Figure 3 shows the distribution of events as a function of the reconstructed decl. and estimated

**Table 4**  
IceCube Configuration, Number of Events, Live Time, and Start and End Dates

| Data  | Total Number of Events | Total Live Time (days) | Start Date | Stop Date |
|-------|------------------------|------------------------|------------|-----------|
| IC 40 | 36900                  | 376                    | 6/4/2008   | 20/5/2009 |
| IC 59 | 107011                 | 354                    | 20/5/2009  | 31/5/2010 |
| IC 79 | 101972                 | 313                    | 1/6/2010   | 13/5/2011 |
| IC 86 | 1294410                | 3635                   | 13/5/2011  | 22/8/2021 |



**Figure 3.** The 2D distribution of events in data taken in 2019 with full 86 strings as a function of the reconstructed decl. and estimated energy. The 90% energy range for the data is shown by the black solid line. A Monte Carlo (MC) simulated astrophysical signal for spectra of  $E^{-2}$  and  $E^{-3}$  are shown in purple and orange, respectively, as a guide for the relevant energy range of IceCube.



energy and also the 90% energy range for the data and MC signal with spectral indexes of 2 and 3.

### Appendix B Likelihood

For a single-source analysis, the likelihood is

$$L = \prod_i^N L_i(\boldsymbol{\theta}, \mathbf{D}_i) = \prod_i^N \left( \frac{n_s}{N} S(\boldsymbol{\theta}, \mathbf{D}_i) + \frac{N - n_s}{N} B(\mathbf{D}_i) \right), \quad (\text{B1})$$

where  $L_i$  is the likelihood of the event  $i$ , and  $\boldsymbol{\theta}$  are the source properties including the location, morphology, and spectrum. Parameter vector  $\mathbf{D}_i$  stands for the reconstruction information of the event  $i$ , including the reconstructed direction, energy, and estimated angular error.  $N$  is the total number of events, and  $n_s$  is the best-fit number of signal neutrino.  $S$  and  $B$  are the signal probability distribution function (PDF) and background probability distribution function, respectively, each consisting of a product of a spatial likelihood and an energy likelihood.

Our test statistic (TS) is the log-likelihood ratio:

$$\begin{aligned} \text{TS} &= 2 \sum_i^N \log \left( \frac{L_i(\boldsymbol{\theta}, \mathbf{D}_i)}{L_i(n_s = 0, \mathbf{D}_i)} \right) \\ &= 2 \sum_i^N \log \left( \frac{n_s}{N} \left( \frac{S(\mathbf{D}_i, \boldsymbol{\theta})}{B(\mathbf{D}_i)} - 1 \right) + 1 \right). \end{aligned} \quad (\text{B2})$$

The signal spatial likelihood of the point source is modeled by a 2D Gaussian in the tangent plane, which is valid for a sufficiently small angular extension

$$S_{\text{spatial}}(\mathbf{r}, \mathbf{r}_\nu, \sigma) = \frac{1}{2\pi\sigma^2} e^{-\frac{(\mathbf{r}-\mathbf{r}_\nu)^2}{2\sigma^2}}. \quad (\text{B3})$$

Here, parameters  $\mathbf{r}$ ,  $\mathbf{r}_\nu$ ,  $\sigma$  correspond to the source location, reconstructed direction, and estimated angular error.

The signal's spatial likelihood term for Gaussian extended sources is a modified version of the standard 2D Gaussian used for point sources.

$$S_{\text{spatial}}(\mathbf{r}_{\text{src}}, \mathbf{r}, \sigma, \sigma_A) = \frac{1}{2\pi(\sigma^2 + \sigma_A^2)} e^{-\frac{(\mathbf{r}_{\text{src}} - \mathbf{r})^2}{2(\sigma^2 + \sigma_A^2)}}, \quad (\text{B4})$$

with  $\sigma_A$  being the extension of the source. The background spatial likelihood is

$$B_{\text{spatial}}(\mathbf{r}_{\text{events}}) = \frac{1}{2\pi} p(d), \quad (\text{B5})$$

where  $d$  is the reconstructed decl. of the event and  $p$  is the decl. PDF of the background. The energy-dependent parts in the signal and background PDFs are modeled after the distributions of Monte Carlo and real data in terms of the reconstructed energy and zenith.

For the stacking analysis, the likelihood is

$$L = \prod_i^N \frac{n_s}{N} \left( \sum_j^M w_j S(\boldsymbol{\theta}_j, \mathbf{D}_i) + \frac{N - n_s}{N} B(\mathbf{D}_i) \right), \quad (\text{B6})$$

where  $w_j$  is the product of the assumed source weight and energy-integrated effective area at the source decl. The weight  $w_j$  is normalized as  $\sum_j^M w_j = 1$  with  $M$  being the total number

of sources (Abbasi et al. 2011). Hence the TS is

$$\text{TS} = 2 \sum_i^N \log \left( \frac{n_s}{N} \left( \frac{\sum_j^M w_j S(\mathbf{D}_i, \boldsymbol{\theta}_j)}{B(\mathbf{D}_i)} - 1 \right) + 1 \right). \quad (\text{B7})$$

### Appendix C

#### Connection between $\gamma$ -Ray Flux and Neutrino Flux

In proton–proton interactions, protons interact with nearby material and produce charged and neutral pions with a ratio of about 2 to 1 (Ahlers & Murase 2014). Charged pions decay to neutrinos and other products, and the resulting neutrinos carry roughly 1/4 of the energy of the pion. Neutral pions decay into two  $\gamma$ -rays, each with 1/2 of the energy (Ahlers & Murase 2014). On Earth, the flux observed is


$$E_\gamma J_\gamma(E_\gamma) \approx e^{-\frac{d}{\lambda_\gamma}} \frac{1}{3} \sum_{\nu_\alpha} E_\nu J_{\nu_\alpha}(E_\nu), \quad (\text{C1})$$

where  $J_\gamma(E_\gamma)$  and  $J_{\nu_\alpha}(E_\nu)$  are the  $\gamma$ -ray differential particle flux and neutrino differential particle flux for neutrino flavor  $\alpha$ , respectively. Assuming that the absorption of  $\gamma$ -rays is negligible and that there is equal flux from each neutrino flavor due to oscillations, the relationship between  $\gamma$ -ray and neutrino fluxes is








$$J_{\nu_\mu}(E_{\nu_\mu}) = 2J_\gamma(2E_{\nu_\mu}). \quad (\text{C2})$$

### ORCID iDs

- R. Abbasi  <https://orcid.org/0000-0001-6141-4205>  
M. Ackermann  <https://orcid.org/0000-0001-8952-588X>  
J. A. Aguilar  <https://orcid.org/0000-0003-2252-9514>  
M. Ahlers  <https://orcid.org/0000-0003-0709-5631>  
J. M. Alameddine  <https://orcid.org/0000-0002-9534-9189>  
A. A. Alves, Jr.  <https://orcid.org/0000-0003-0073-3231>  
G. Anton  <https://orcid.org/0000-0003-2039-4724>  
C. Argüelles  <https://orcid.org/0000-0003-4186-4182>  
S. N. Axani  <https://orcid.org/0000-0001-8866-3826>  
X. Bai  <https://orcid.org/0000-0002-1827-9121>  
A. Balagopal V.  <https://orcid.org/0000-0000-5367-8876>  
S. W. Barwick  <https://orcid.org/0000-0003-2050-6714>  
V. Basu  <https://orcid.org/0000-0002-9528-2009>  
J. J. Beatty  <https://orcid.org/0000-0003-0481-4952>  
J. Becker Tjus  <https://orcid.org/0000-0002-1748-7367>  
J. Beise  <https://orcid.org/0000-0002-7448-4189>  
C. Bellenghi  <https://orcid.org/0000-0001-8525-7515>  
S. BenZvi  <https://orcid.org/0000-0001-5537-4710>  
E. Bernardini  <https://orcid.org/0000-0003-3108-1141>  
D. Z. Besson  <https://orcid.org/0000-0001-6733-963X>  
E. Blaufuss  <https://orcid.org/0000-0001-5450-1757>  
S. Blot  <https://orcid.org/0000-0003-1089-3001>  
J. Y. Book  <https://orcid.org/0000-0001-6687-5959>  
C. Boscolo Meneguolo  <https://orcid.org/0000-0001-8325-4329>  
S. Böser  <https://orcid.org/0000-0002-5918-4890>  
O. Botner  <https://orcid.org/0000-0001-8588-7306>  
M. A. Campana  <https://orcid.org/0000-0003-4162-5739>

- Y. L. Chang  <https://orcid.org/0000-0002-0196-3496>  
 C. Chen  <https://orcid.org/0000-0002-8139-4106>  
 Z. Chen  <https://orcid.org/0000-0002-2813-7688>  
 D. Chirkin  <https://orcid.org/0000-0003-4911-1345>  
 B. A. Clark  <https://orcid.org/0000-0003-4089-2245>  
 A. Coleman  <https://orcid.org/0000-0003-1510-1712>  
 G. H. Collin  <https://orcid.org/0000-0003-1032-6496>  
 J. M. Conrad  <https://orcid.org/0000-0002-6393-0438>  
 P. Coppin  <https://orcid.org/0000-0001-6869-1280>  
 P. Correa  <https://orcid.org/0000-0002-1158-6735>  
 D. F. Cowen  <https://orcid.org/0000-0003-4738-0787>  
 P. Dave  <https://orcid.org/0000-0002-3879-5115>  
 C. De Clercq  <https://orcid.org/0000-0001-5266-7059>  
 J. J. DeLaunay  <https://orcid.org/0000-0001-5229-1995>  
 D. Delgado López  <https://orcid.org/0000-0002-4306-8828>  
 H. Dembinski  <https://orcid.org/0000-0003-3337-3850>  
 A. Desai  <https://orcid.org/0000-0001-7405-9994>  
 P. Desiati  <https://orcid.org/0000-0001-9768-1858>  
 K. D. de Vries  <https://orcid.org/0000-0002-9842-4068>  
 G. de Wasseige  <https://orcid.org/0000-0002-1010-5100>  
 T. DeYoung  <https://orcid.org/0000-0003-4873-3783>  
 A. Diaz  <https://orcid.org/0000-0001-7206-8336>  
 J. C. Díaz-Vélez  <https://orcid.org/0000-0002-0087-0693>  
 H. Dujmovic  <https://orcid.org/0000-0003-1891-0718>  
 M. A. DuVernois  <https://orcid.org/0000-0002-2987-9691>  
 P. Eller  <https://orcid.org/0000-0001-6354-5209>  
 P. A. Evenson  <https://orcid.org/0000-0001-7929-810X>  
 K. L. Fan  <https://orcid.org/0000-0002-8246-4751>  
 A. R. Fazely  <https://orcid.org/0000-0002-6907-8020>  
 A. Fedynitch  <https://orcid.org/0000-0003-2837-3477>  
 A. T. Fienberg  <https://orcid.org/0000-0002-9472-3597>  
 C. Finley  <https://orcid.org/0000-0003-3350-390X>  
 D. Fox  <https://orcid.org/0000-0002-3714-672X>  
 A. Francowski  <https://orcid.org/0000-0002-5605-2219>  
 T. K. Gaisser  <https://orcid.org/0000-0003-4717-6620>  
 E. Ganster  <https://orcid.org/0000-0003-4393-6944>  
 A. Garcia  <https://orcid.org/0000-0002-8186-2459>  
 S. Garrappa  <https://orcid.org/0000-0003-2403-4582>  
 A. Ghadimi  <https://orcid.org/0000-0002-6350-6485>  
 C. Glaser  <https://orcid.org/0000-0001-5998-2553>  
 T. Glauch  <https://orcid.org/0000-0003-1804-4055>  
 T. Glüsenskamp  <https://orcid.org/0000-0002-2268-9297>  
 S. Goswami  <https://orcid.org/0000-0002-0373-9770>  
 S. J. Gray  <https://orcid.org/0000-0003-2907-8306>  
 T. Grégoire  <https://orcid.org/0000-0001-8711-1456>  
 S. Griswold  <https://orcid.org/0000-0002-7321-7513>  
 P. Gutjahr  <https://orcid.org/0000-0001-7980-7285>  
 A. Hallgren  <https://orcid.org/0000-0001-7751-4489>  
 L. Halve  <https://orcid.org/0000-0003-2237-6714>  
 F. Halzen  <https://orcid.org/0000-0001-6224-2417>  
 A. Haungs  <https://orcid.org/0000-0002-9638-7574>  
 K. Helbing  <https://orcid.org/0000-0003-2072-4172>  
 F. Henningsen  <https://orcid.org/0000-0002-0680-6588>  
 C. Hill  <https://orcid.org/0000-0003-0647-9174>  
 W. Hou  <https://orcid.org/0000-0003-3422-7185>  
 T. Huber  <https://orcid.org/0000-0002-6515-1673>  
 K. Hultqvist  <https://orcid.org/0000-0003-0602-9472>  
 N. Iovine  <https://orcid.org/0000-0001-7965-2252>  
 G. S. Japaridze  <https://orcid.org/0000-0002-7000-5291>  
 M. Jin  <https://orcid.org/0000-0003-0487-5595>  
 B. J. P. Jones  <https://orcid.org/0000-0003-3400-8986>  
 D. Kang  <https://orcid.org/0000-0002-5149-9767>  
 W. Kang  <https://orcid.org/0000-0003-3980-3778>  
 A. Kappes  <https://orcid.org/0000-0003-1315-3711>  
 T. Karg  <https://orcid.org/0000-0003-3251-2126>  
 M. Karl  <https://orcid.org/0000-0003-2475-8951>  
 A. Karle  <https://orcid.org/0000-0001-9889-5161>  
 U. Katz  <https://orcid.org/0000-0002-7063-4418>  
 M. Kauer  <https://orcid.org/0000-0003-1830-9076>  
 J. L. Kelley  <https://orcid.org/0000-0002-0846-4542>  
 A. Kheirandish  <https://orcid.org/0000-0001-7074-0539>  
 J. Kiryluk  <https://orcid.org/0000-0003-0264-3133>  
 S. R. Klein  <https://orcid.org/0000-0003-2841-6553>  
 A. Kochocki  <https://orcid.org/0000-0003-3782-0128>  
 R. Koirala  <https://orcid.org/0000-0002-7735-7169>  
 H. Kolanoski  <https://orcid.org/0000-0003-0435-2524>  
 L. Köpke  <https://orcid.org/0000-0001-8530-6348>  
 C. Kopper  <https://orcid.org/0000-0001-6288-7637>  
 D. J. Koskinen  <https://orcid.org/0000-0002-0514-5917>  
 P. Koundal  <https://orcid.org/0000-0002-5917-5230>  
 M. Kovacevich  <https://orcid.org/0000-0002-5019-5745>  
 M. Kowalski  <https://orcid.org/0000-0001-8594-8666>  
 N. Kurahashi  <https://orcid.org/0000-0003-1047-8094>  
 C. Lagunas Gualda  <https://orcid.org/0000-0002-9040-7191>  
 M. J. Larson  <https://orcid.org/0000-0002-6996-1155>  
 F. Lauber  <https://orcid.org/0000-0001-5648-5930>  
 J. P. Lazar  <https://orcid.org/0000-0003-0928-5025>  
 J. W. Lee  <https://orcid.org/0000-0001-5681-4941>  
 K. Leonard DeHolton  <https://orcid.org/0000-0002-8795-0601>  
 A. Leszczyńska  <https://orcid.org/0000-0003-0935-6313>  
 Q. R. Liu  <https://orcid.org/0000-0003-3379-6423>  
 E. Lohfink  <https://orcid.org/0000-0003-3248-5682>  
 L. Lu  <https://orcid.org/0000-0003-3175-7770>  
 F. Lucarelli  <https://orcid.org/0000-0002-9558-8788>  
 A. Ludwig  <https://orcid.org/0000-0001-9038-4375>  
 W. Luszczak  <https://orcid.org/0000-0003-3085-0674>  
 Y. Lyu  <https://orcid.org/0000-0002-2333-4383>  
 W. Y. Ma  <https://orcid.org/0000-0003-1251-5493>  
 J. Madsen  <https://orcid.org/0000-0003-2415-9959>  
 I. C. Mariş  <https://orcid.org/0000-0002-5771-1124>  
 R. Maruyama  <https://orcid.org/0000-0003-2794-512X>  
 F. McNally  <https://orcid.org/0000-0002-0785-2244>  
 K. Meagher  <https://orcid.org/0000-0003-3967-1533>  
 M. Meier  <https://orcid.org/0000-0002-9483-9450>  
 S. Meighen-Berger  <https://orcid.org/0000-0001-6579-2000>  
 T. Montaruli  <https://orcid.org/0000-0001-5014-2152>  
 R. W. Moore  <https://orcid.org/0000-0003-4160-4700>  
 M. Moulai  <https://orcid.org/0000-0001-7909-5812>  
 R. Naab  <https://orcid.org/0000-0003-2512-466X>  
 R. Nagai  <https://orcid.org/0000-0001-7503-2777>  
 A. Nayerhoda  <https://orcid.org/0000-0003-0587-4324>  
 J. Necker  <https://orcid.org/0000-0003-0280-7484>  
 H. Niederhausen  <https://orcid.org/0000-0002-9566-4904>  
 M. U. Nisa  <https://orcid.org/0000-0002-6859-3944>  
 S. C. Nowicki  <https://orcid.org/0000-0003-2497-8057>  
 A. Obertacke Pollmann  <https://orcid.org/0000-0002-2492-043X>  
 B. Oeyen  <https://orcid.org/0000-0003-2940-3164>  
 E. O'Sullivan  <https://orcid.org/0000-0003-1882-8802>  
 H. Pandya  <https://orcid.org/0000-0002-6138-4808>  
 N. Park  <https://orcid.org/0000-0002-4282-736X>  
 E. N. Paudel  <https://orcid.org/0000-0001-9276-7994>

C. Pérez de los Heros  <https://orcid.org/0000-0002-2084-5866>  
 J. Peterson  <https://orcid.org/0000-0002-7985-1443>  
 A. Pizzuto  <https://orcid.org/0000-0002-8466-8168>  
 M. Plum  <https://orcid.org/0000-0001-8691-242X>  
 A. Porcelli  <https://orcid.org/0000-0002-3220-6295>  
 B. Pries  <https://orcid.org/0000-0003-4811-9863>  
 C. Raab  <https://orcid.org/0000-0001-9921-2668>  
 M. Rameez  <https://orcid.org/0000-0001-5023-5631>  
 A. Rehman  <https://orcid.org/0000-0001-7616-5790>  
 E. Resconi  <https://orcid.org/0000-0003-0705-2770>  
 S. Reusch  <https://orcid.org/0000-0002-7788-628X>  
 W. Rhode  <https://orcid.org/0000-0003-2636-5000>  
 B. Riedel  <https://orcid.org/0000-0002-9524-8943>  
 M. Rongen  <https://orcid.org/0000-0002-7057-1007>  
 C. Rott  <https://orcid.org/0000-0002-6958-6033>  
 D. Ryckbosch  <https://orcid.org/0000-0002-8759-7553>  
 D. Rysewyk Cantu  <https://orcid.org/0000-0002-3612-6129>  
 I. Safa  <https://orcid.org/0000-0001-8737-6825>  
 D. Salazar-Gallegos  <https://orcid.org/0000-0002-9312-9684>  
 A. Sandrock  <https://orcid.org/0000-0002-6779-1172>  
 M. Santander  <https://orcid.org/0000-0001-7297-8217>  
 S. Sarkar  <https://orcid.org/0000-0002-1206-4330>  
 S. Sarkar  <https://orcid.org/0000-0002-3542-858X>  
 H. Schieler  <https://orcid.org/0000-0002-2637-4778>  
 S. Schindler  <https://orcid.org/0000-0001-5507-8890>  
 J. Schneider  <https://orcid.org/0000-0001-7752-5700>  
 F. G. Schröder  <https://orcid.org/0000-0001-8495-7210>  
 S. Sclafani  <https://orcid.org/0000-0001-9446-1219>  
 A. Sharma  <https://orcid.org/0000-0001-5397-6777>  
 M. Silva  <https://orcid.org/0000-0001-6940-8184>  
 B. Smithers  <https://orcid.org/0000-0003-1273-985X>  
 J. Soedingrekso  <https://orcid.org/0000-0003-1011-2797>  
 D. Soldin  <https://orcid.org/0000-0003-3005-7879>  
 G. M. Spiczak  <https://orcid.org/0000-0002-0030-0519>  
 C. Spiering  <https://orcid.org/0000-0001-7372-0074>  
 R. Stein  <https://orcid.org/0000-0003-2434-0387>  
 T. Stezelberger  <https://orcid.org/0000-0003-2676-9574>  
 T. Stuttard  <https://orcid.org/0000-0001-7944-279X>  
 G. W. Sullivan  <https://orcid.org/0000-0002-2585-2352>  
 I. Taboada  <https://orcid.org/0000-0003-3509-3457>  
 S. Ter-Antonyan  <https://orcid.org/0000-0002-5788-1369>  
 W. G. Thompson  <https://orcid.org/0000-0003-2988-7998>  
 K. Tollefson  <https://orcid.org/0000-0001-9725-1479>  
 S. Toscano  <https://orcid.org/0000-0002-1860-2240>  
 A. Trettin  <https://orcid.org/0000-0003-0350-3597>  
 C. F. Tung  <https://orcid.org/0000-0001-6920-7841>  
 M. A. Unland Elorrieta  <https://orcid.org/0000-0002-6124-3255>  
 N. Valtonen-Mattila  <https://orcid.org/0000-0002-1830-098X>  
 J. Vandenbroucke  <https://orcid.org/0000-0002-9867-6548>  
 N. van Eijndhoven  <https://orcid.org/0000-0001-5558-3328>  
 J. van Santen  <https://orcid.org/0000-0002-2412-9728>  
 S. Verpoest  <https://orcid.org/0000-0002-3031-3206>

C. Walck  <https://orcid.org/0000-0002-4188-9219>  
 T. B. Watson  <https://orcid.org/0000-0002-8631-2253>  
 C. Weaver  <https://orcid.org/0000-0003-2385-2559>  
 J. Weldert  <https://orcid.org/0000-0002-3709-2354>  
 C. Wendt  <https://orcid.org/0000-0001-8076-8877>  
 N. Whitehorn  <https://orcid.org/0000-0002-3157-0407>  
 C. H. Wiebusch  <https://orcid.org/0000-0002-6418-3008>  
 M. Wolf  <https://orcid.org/0000-0001-9991-3923>  
 D. L. Xu  <https://orcid.org/0000-0003-1639-8829>  
 S. Yoshida  <https://orcid.org/0000-0003-2480-5105>  
 T. Yuan  <https://orcid.org/0000-0002-7041-5872>  
 Z. Zhang  <https://orcid.org/0000-0002-7347-283X>

## References

Aartsen, M. G., Abbasi, R., Ackermann, M., et al. 2021, *JPhG*, 48, 060501  
 Aartsen, M. G., Ackermann, M., Adams, J., et al. 2014, *ApJ*, 796, 109  
 Aartsen, M. G., Ackermann, M., Adams, J., et al. 2017, *ApJ*, 849, 67  
 Aartsen, M. G., Ackermann, M., Adams, J., et al. 2019, *ApJ*, 886, 12  
 Aartsen, M. G., Ackermann, M., Adams, J., et al. 2020a, *PhRvL*, 124, 051103  
 Aartsen, M. G., Ackermann, M., Adams, J., et al. 2020b, *ApJ*, 898, 117  
 Aartsen, M. G., Ackermann, M., Adams, J., et al. 2020c, *ApJ*, 915, P06032  
 Abbasi, R., Abdou, Y., Abu-Zayyad, T., et al. 2010, *NIMPA*, 618, 139  
 Abbasi, R., Abdou, Y., Abu-Zayyad, T., et al. 2011, *ApJ*, 732, 18  
 Abbasi, R., Abdou, Y., Abu-Zayyad, T., et al. 2012, *Aph*, 35, 615  
 Abbasi, R., Abdou, Y., Ackermann, M., et al. 2013, *NIMPA*, 700, 188  
 Abbasi, R., Ackermann, M., Adams, J., et al. 2009, *NIMPA*, 601, 294  
 Abbasi, R. U., Abe, M., Abu-Zayyad, T., et al. 2018, *ApJ*, 865, 74  
 Abeyssekara, A. U., Albert, A., Alfaro, R., et al. 2019, *ApJ*, 881, 134  
 Abeyssekara, A. U., Albert, A., Alfaro, R., et al. 2020, *PhRvL*, 124, 021102  
 Abramowski, A., Aharonian, F., Benkhali, F. A., et al. 2016, *Natur*, 531, 476  
 Ahlers, M., Bai, Y., Barger, V., & Lu, R. 2016, *PhRvD*, 93, 013009  
 Ahlers, M., & Murase, K. 2014, *PhRvD*, 90, 023010  
 Albert, A., Alfaro, R., Alvarez, C., et al. 2020a, *ApJL*, 896, L29  
 Albert, A., Alfaro, R., Alvarez, C., et al. 2021, *ApJL*, 907, L30  
 Albert, A., André, M., Anghinolfi, M., et al. 2018, *ApJL*, 868, L20  
 Albert, A., André, M., Anghinolfi, M., et al. 2020b, *ApJ*, 892, 92  
 Amenomori, M., Bao, Y. W., Bi, X. J., et al. 2021, *NatAs*, 5, 460  
 Blandford, R. D., & Ostriker, J. P. 1978, *ApJL*, 221, L29  
 Blumenthal, G. R., & Gould, R. J. 1970, *RvMP*, 42, 237  
 Braun, J., Dumm, J., De Palma, F., et al. 2008, *Aph*, 29, 299  
 Cao, Z., Aharonian, F., An, Q., et al. 2021a, *Sci*, 373, 425  
 Cao, Z., Aharonian, F. A., An, Q., et al. 2021b, *Natur*, 594, 33  
 Cheng, K. S., Cheung, T., Lau, M. M., Yu, K. N., & Kwok, P. W. 1990, *JPhG*, 16, 1115  
 Cristofari, P. 2021, *Univ*, 7, 324  
 Cristofari, P., Gabici, S., Terrier, R., & Humensky, T. B. 2018, *MNRAS*, 479, 3415  
 Cui, S., Liu, Y., Liu, Y., & Ma, X. 2014, *Aph*, 54, 86  
 Di Palma, L., Guetta, D., & Amato, E. 2017, *ApJ*, 836, 159  
 Gabici, S., & Aharonian, F. A. 2007, *ApJL*, 665, L131  
 Gotthelf, E. V., Mori, K., Aliu, E., et al. 2016, *ApJ*, 826, 25  
 Hillas, A. M. 1984, *ARA&A*, 22, 425  
 Hinton, J. A., & Hofmann, W. 2009, *ARA&A*, 47, 523  
 Huang, T.-Q., & Li, Z. 2022, *MNRAS*, 514, 852  
 IceCube Collaboration, Abbasi, R., Ackermann, M., et al. 2021, *ICRC (Berlin)*, 37, 1098  
 Illuminati, G. & (on behalf of the ANTARES Collaboration) 2021, *ICRC (Berlin)*, 37, 1161  
 Liu, Y., Cao, Z., Chen, S., et al. 2016, *ApJ*, 826, 63  
 Ma, X.-H., Bi, Y.-J., Cao, Z., et al. 2021, *ChPhC*, 49, 030001  
 Moderski, R., Sikora, M., Coppi, P. S., & Aharonian, F. 2005, *MNRAS*, 363, 954  
 Ohira, Y., Kisaka, S., & Yamazaki, R. 2018, *MNRAS*, 478, 926