

## PUBLISHED VERSION

Göckeler, Meinulf; Horsley, Roger; Nakamura, Yoshifumi; Pleiter, Dirk; Rakow, Paul E. L.; Schierholz, Gerrit; Zanotti, James Michael; QCDSF Collaboration

[Extracting the  \$\rho\$  resonance from lattice QCD simulations at small quark masses](#), PoS - Proceedings of Science (LATTICE 2008), 2008; 136:1-136:7.

Copyright owned by the author(s) under the terms of the [Creative Commons Attribution-NonCommercial-ShareAlike Licence](#).

### PERMISSIONS

<http://pos.sissa.it/POSAuthors.html>

- All contributions are published in PoS under the terms of the Creative Commons [Attribution-NonCommercial-ShareAlike](#) Licence. Every author submitting his/her contribution to PoS retains the copyright, and upon submission (s)he applies this license to his/her work.

23<sup>rd</sup> April 2013

<http://hdl.handle.net/2440/77048>

## Extracting the $\rho$ resonance from lattice QCD simulations at small quark masses

---

**M. Göckeler<sup>a</sup>, R. Horsley<sup>b</sup>, Y. Nakamura<sup>c</sup>, D. Pleiter<sup>c</sup>, P.E.L. Rakow<sup>d</sup>, G. Schierholz<sup>\*ca</sup> and J. Zanotti<sup>b</sup>**

<sup>a</sup> *Institut für Theoretische Physik, Universität Regensburg, 93040 Regensburg, Germany*

<sup>b</sup> *School of Physics and Astronomy, University of Edinburgh, Edinburgh EH9 3JZ, UK*

<sup>c</sup> *Deutsches Elektronen-Synchrotron DESY, John von Neumann Institut für Computing NIC, 15738 Zeuthen, Germany*

<sup>d</sup> *Theoretical Physics Division, Department of Mathematical Sciences, University of Liverpool, Liverpool L69 3BX, UK*

### QCDSF Collaboration

Using established relations between the scattering matrix in infinite volume and the two-particle spectrum in a periodic box, we compute the mass and width of the  $\rho$  meson from simulations of  $N_f = 2$  flavors of dynamical clover fermions at small pion masses  $2m_\pi < m_\rho$ .

*The XXVI International Symposium on Lattice Field Theory  
July 14-19 2008  
Williamsburg, Virginia, USA*

---

\*Speaker.

## 1. Introduction

Lattice simulations of QCD with dynamical fermions have reached the point now where the masses of up and down quarks are light enough to allow the low-lying resonances, such as the  $\rho$  and  $\Delta$ , to decay via the strong interactions. The problem of extracting masses and widths of unstable particles from the lattice data is complicated by the fact that resonance states cannot be identified with a single energy level of the lattice Hamiltonian. For elastic two-body resonances the method of choice, originally proposed by Lüscher [1] and Wiese [2], is to compute the phase shift in the infinite volume from the volume dependence of the energy spectrum, and from that the mass and width of the resonance. In this talk we shall present first results of an attempt to compute mass and width of the  $\rho$  meson from simulations at realistic quark masses.

The  $\rho$  meson is practically a two-pion resonance. It has isospin 1, and the two pions form a  $p$ -wave state. We denote the pion momentum in the center-of-mass frame by  $k = |\vec{k}|$ . Phenomenologically, the scattering phase shift  $\delta_{11}(k)$  is very well described by the effective range formula

$$\frac{k^3}{W} \cot \delta_{11}(k) = \frac{24\pi}{g_{\rho\pi\pi}^2} (k_\rho^2 - k^2), \quad (1.1)$$

where  $W = 2\sqrt{k^2 + m_\pi^2}$  and  $k_\rho = \frac{1}{2}\sqrt{m_\rho^2 - 4m_\pi^2}$ . The width of the  $\rho$  is given by

$$\Gamma_\rho = \frac{g_{\rho\pi\pi}^2}{6\pi} \frac{k_\rho^3}{m_\rho^2}. \quad (1.2)$$

Experimentally  $\Gamma_\rho = 146\text{MeV}$ , which translates into  $g_{\rho\pi\pi} = 5.9$ . The phase shift  $\delta_{11}(k)$  passes through  $\pi/2$  at the physical  $\rho$  mass, *i.e.*  $k^2 = k_\rho^2$  or  $W^2 = m_\rho^2$ .

In the case of noninteracting pions, the possible energy levels in a periodic box of length  $L$  are given by

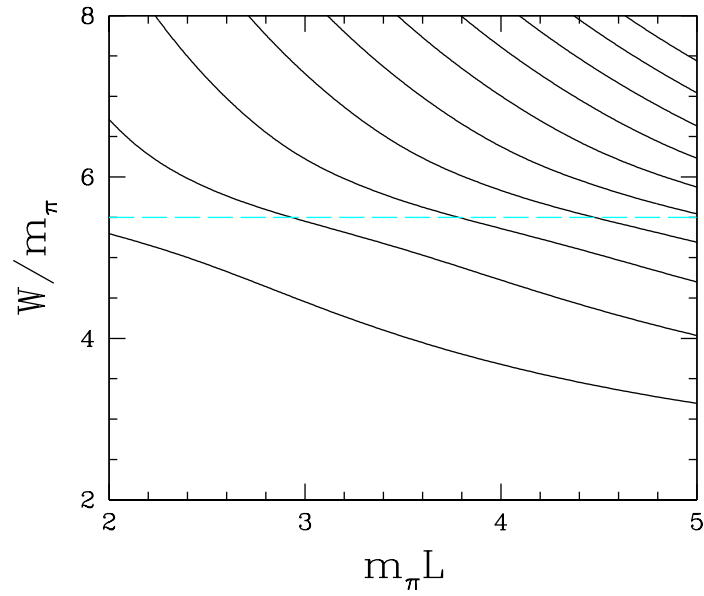
$$W = 2\sqrt{k^2 + m_\pi^2}, \quad (1.3)$$

where  $k = 2\pi|\vec{n}|/L$ ,  $\vec{n}$  being a vector with components  $n_i \in \mathbb{N}$ . In the interacting case, the energy levels are still given by (1.3), but now  $k$  is the solution of [1]

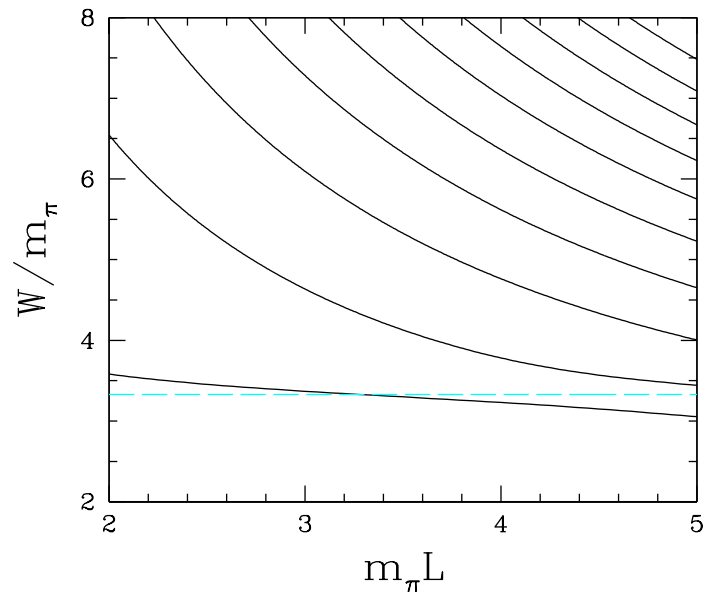
$$\delta_{11}(k) = \arctan \left\{ \frac{\pi^{3/2} q}{\mathcal{Z}_{00}(1, q^2)} \right\} \bmod \pi, \quad q = \frac{kL}{2\pi}, \quad (1.4)$$

where  $\mathcal{Z}_{00}$  is a generalized zeta function [3]. That is to say, each energy value  $W$ , computed on the periodic lattice at some fixed value of  $m_\pi$ , gives rise to a certain momentum  $k$ . The scattering phase at this momentum and pion mass is given by (1.4). Fitting  $\delta_{11}(k)$  to the effective range formula (1.1) then allows us to estimate the mass and width of the  $\rho$  meson.

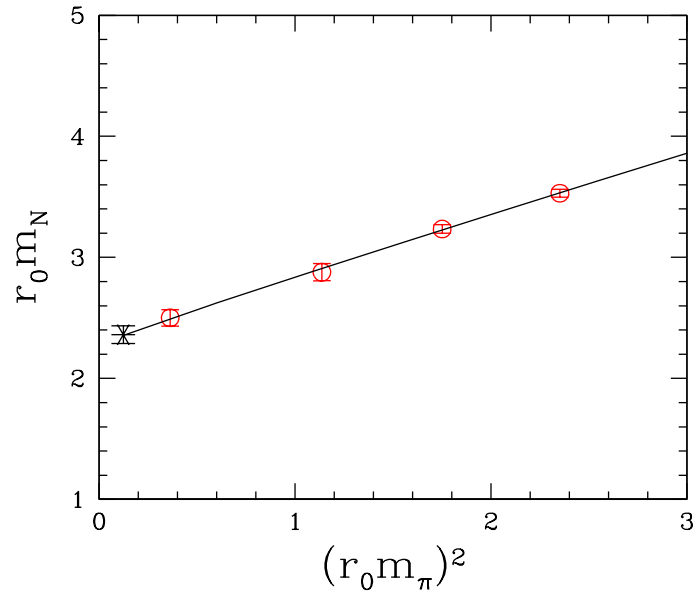
In Fig. 1 we show the expected energy spectrum at the physical pion mass. The lowest energy level lies significantly below the physical  $m_\rho$  (indicated by the dashed line), and should not be mistaken for the  $\rho$  mass. In Fig. 2 we show the same plot, but for  $m_\pi/m_\rho = 0.3$ , corresponding to a pion mass of  $m_\pi \approx 300\text{MeV}$ . In this case the lowest energy level differs only little from  $m_\rho$ .



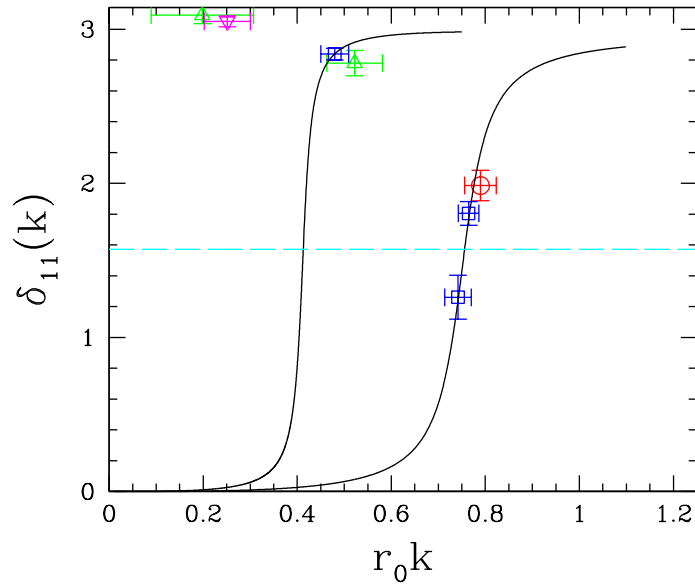
**Figure 1:** The expected energy spectrum in the  $\rho$  channel for physical values of  $m_\pi$  and  $m_\rho$ . The dashed line shows the ratio  $W/m_\pi = m_\rho/m_\pi = 5.5$ .



**Figure 2:** The expected energy spectrum in the  $\rho$  channel for  $m_\rho/m_\pi = 3.33$ . The dashed line shows the ratio  $W/m_\pi = m_\rho/m_\pi = 3.33$ .



**Figure 3:** The nucleon mass as a function of the pion mass squared at  $\beta = 5.40$ , together with the chiral extrapolation.



**Figure 4:** The phase shift  $\delta_{11}(k)$  as a function of  $r_0 k$ , together with the effective range fit from Fig. 5. The symbols indicate the different couplings:  $\beta = 5.25$  ( $\nabla$ ),  $\beta = 5.29$  ( $\square$ ),  $\beta = 5.30$  ( $\triangle$ ), and  $\beta = 5.40$  ( $\circ$ ). The  $\beta = 5.30$  data points have been inferred from [5]. The curves refer to pion masses of  $m_\pi = 250$  and  $390$  MeV, respectively.

| $\beta$ | $\kappa_{\text{sea}}$ | Volume           | $a$ [fm] | $m_\pi$ [MeV] |
|---------|-----------------------|------------------|----------|---------------|
| 5.25    | 0.13575               | $24^3 \times 48$ | 0.084    | 600           |
| 5.25    | 0.13600               | $24^3 \times 48$ | 0.084    | 430 *         |
| 5.29    | 0.13550               | $24^3 \times 48$ | 0.080    | 810           |
| 5.29    | 0.13590               | $24^3 \times 48$ | 0.080    | 590           |
| 5.29    | 0.13620               | $24^3 \times 48$ | 0.080    | 390 *         |
| 5.29    | 0.13632               | $32^3 \times 64$ | 0.080    | 250 *         |
| 5.29    | 0.13632               | $40^3 \times 64$ | 0.080    | 250 *         |
| 5.40    | 0.13500               | $24^3 \times 48$ | 0.072    | 810           |
| 5.40    | 0.13560               | $24^3 \times 48$ | 0.072    | 770           |
| 5.40    | 0.13610               | $24^3 \times 48$ | 0.072    | 610           |
| 5.40    | 0.13625               | $24^3 \times 48$ | 0.072    | 530           |
| 5.40    | 0.13640               | $24^3 \times 48$ | 0.072    | 420           |
| 5.40    | 0.13640               | $32^3 \times 64$ | 0.072    | 420           |
| 5.40    | 0.13660               | $32^3 \times 64$ | 0.072    | 240 *         |

**Table 1:** Volumes, lattice spacings and pion masses of the data sample used in the analysis. A \* indicates that  $m_\rho > 2m_\pi$ .

## 2. Lattice simulation and results

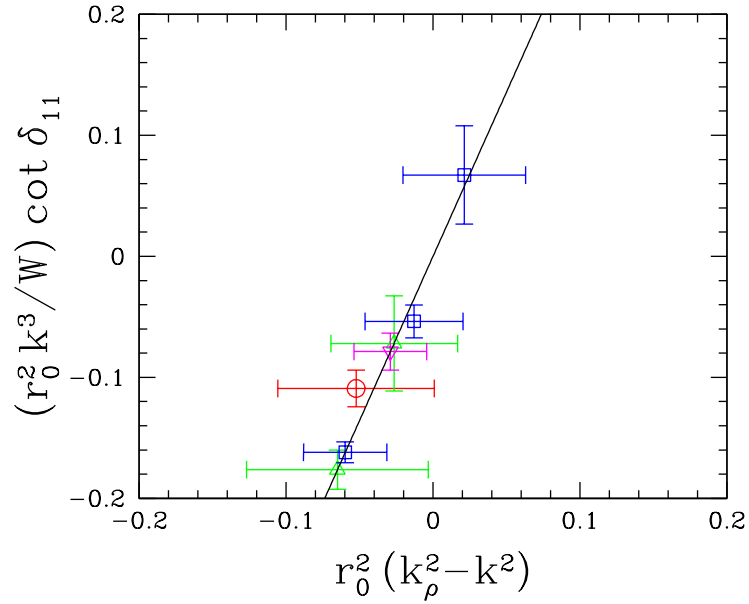
The simulations reported here use nonperturbatively  $O(a)$  improved Wilson fermions with  $N_f = 2$  degenerate flavors of dynamical quarks. The parameters of our current data sample are listed in Table 1. In five cases the pions are light enough so that the  $\rho$  can decay. These data sets are marked by a \*. We use the nucleon mass to set the scale. In Fig. 3 we show the chiral extrapolation of  $m_N r_0$  to the physical pion mass for our finest lattice at  $\beta = 5.40$ . A fit [4] to the physical nucleon mass, which now includes pion masses below 300 MeV, gives  $r_0 = 0.495(19)$  fm. We shall use this number throughout this paper. We do not see any scaling violations outside the error bars.

We restrict the analysis to the lowest energy level. To compute  $W$ , we use Jacobi-smear sources and sinks, as well as wall sources and smeared sinks, and employ the lattice dispersion relation

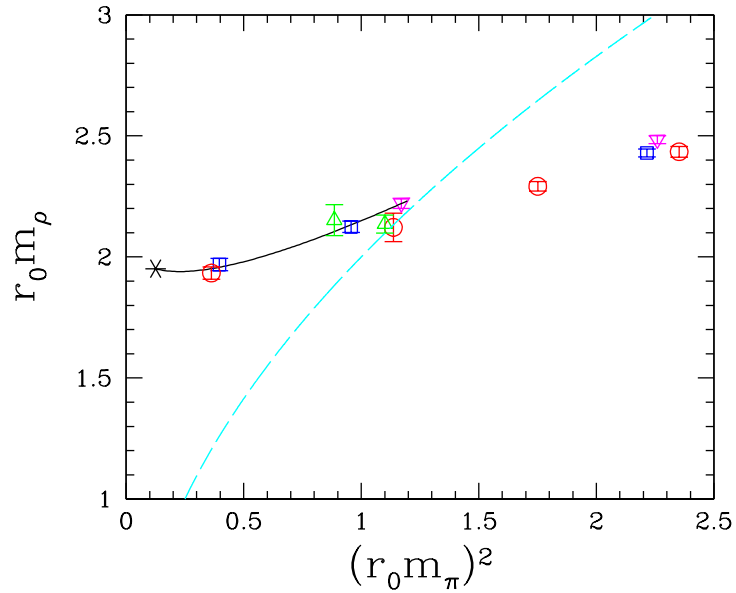
$$\left(2 \sinh \frac{W}{4}\right)^2 = k^2 + m_\pi^2 \quad (2.1)$$

to determine  $k$ . The phase shift is then readily obtained from (1.4). In Fig. 4 we show  $\delta_{11}(k)$  as a function of  $r_0 k$ . We also include two data points from [5] ( $D_3$  and  $D_4$ ) on the  $24^3 \times 48$  lattice at  $\beta = 5.30$ . These authors use the same action as ours. The scale parameter  $r_0/a$  at this  $\beta$  value has been obtained by interpolation. The phase shift clearly depends on the mass of the pion. In the following we shall combine the three data points at our lowest pion masses,  $m_\pi = 240 - 250$  MeV, to a single data set and treat the remaining data points separately.

To obtain  $m_\rho$  and  $\Gamma_\rho$ , we fit the data to the effective range formula (1.1). This is done in two steps. We first fit the three data points in the lowest mass bin. This gives  $m_\rho$  and  $g_{\rho\pi\pi}$  at the corresponding pion mass. Assuming that  $g_{\rho\pi\pi}$  does not depend on the pion mass, we subsequently



**Figure 5:** The fit of  $\delta_{11}(k)$  from Fig. 4 to the effective range formula (1.1). The top two squares and the circle refer to the data points in the lowest mass bin. The symbols are as in Fig. 4.



**Figure 6:** The true  $\rho$  mass as a function of the pion mass squared. The solid curve is a chiral fit [6] through the physical  $\rho$  mass (\*). The dashed line indicates the two-pion threshold. The symbols are as in Fig. 4.

fit the remaining data points. In Fig. 5 we show the result of the fit, and in Fig. 4 we compare the resulting phase shift  $\delta_{11}(k)$  with the original data. For the  $\rho \rightarrow \pi\pi$  coupling we obtain

$$g_{\rho\pi\pi} = 5.3_{-1.5}^{+2.1}, \quad (2.2)$$

which is in broad agreement with the phenomenological value. The  $\rho$  masses obtained from the fit are plotted in Fig. 6, together with the rest of the masses lying above the two-pion threshold. The solid curve is a fit through the experimental  $\rho$  mass. It appears that  $m_\rho$  cannot be analytically continued across the two-pion threshold.

### 3. Conclusions and outlook

So far we have concentrated on the lowest energy level only. To compute the energies of states with higher relative momenta, we need to extend the basis of operators to operators which especially project onto two-pion scattering states [7, 8]. With this information it should be possible to trace out the phase shift over the entire elastic region [7]  $0 < k < \sqrt{3}m_\pi$ . At present we are performing simulations at lighter pion masses. Altogether, this should enable us to present a more precise calculation of  $g_{\rho\pi\pi}$ , including an extrapolation to the chiral limit.

In the conference presentation an attempt was made to compute the mass and width [9] of the  $\Delta$  resonance. It was found that this requires pion masses close to the physical value, as the  $\pi N$  threshold is only reached at  $(r_0 m_\pi)^2 \approx 0.5$ , as opposed to  $(r_0 m_\pi)^2 \approx 1$  in case of  $\rho \rightarrow \pi\pi$  (see Fig. 6). We hope to return to that in due course.

### Acknowledgment

The numerical simulations have been performed on the Altix at LRZ (Munich) as well as the BlueGeneLs at EPCC (Edinburgh) and NIC (Jülich). This work is supported by the EU Integrated Infrastructure Initiative Hadron Physics (I3HP) under contract RII3-CT-2004-506078 and by the DFG under contracts FOR 465 (Forschergruppe Gitter-Hadronen-Phänomenologie) and SFB/TR 55 (Hadron Physics from Lattice QCD).

### References

- [1] M. Lüscher, Commun. Math. Phys. **105** (1986) 153; Nucl. Phys. B **364**, 237 (1991).
- [2] U.-J. Wiese, Nucl. Phys. Proc. Suppl. **9**, 609 (1989).
- [3] M. Lüscher, Nucl. Phys. B **354**, 531 (1991).
- [4] A. Ali Khan *et al.*, Nucl. Phys. B **689**, 175 (2004) [arXiv:hep-lat/0312030].
- [5] L. Del Debbio *et al.*, JHEP **0702**, 082 (2007) [arXiv:hep-lat/0701009].
- [6] P. C. Bruns and U. G. Meissner, Eur. Phys. J. C **40**, 97 (2005) [arXiv:hep-ph/0411223].
- [7] M. Göckeler *et al.*, Nucl. Phys. B **425**, 413 (1994) [arXiv:hep-lat/9402011].
- [8] S. Aoki *et al.*, Phys. Rev. D **76**, 094506 (2007) [arXiv:0708.3705 [hep-lat]].
- [9] V. Bernard *et al.*, Eur. Phys. J. A **35**, 281 (2008).