

PUBLISHED VERSION

Tian-Yi Ma, Zhan-Ying Zhang, Jian-Liang Cao, Luminita Andronic, Yong Ma, and Lei Liu
Structurally and elementally promoted nanomaterials for photocatalysis
International Journal of Photoenergy, 2014; 2014:356864-1-356864-2

Copyright © 2014 Tian-Yi Ma et al. This is an open access article distributed under the Creative Commons Attribution License, which permits unrestricted use, distribution, and reproduction in any medium, provided the original work is properly cited.

Originally published at:

<http://doi.org/10.1155/2014/356864>

PERMISSIONS

<http://creativecommons.org/licenses/by/3.0/>



Attribution 3.0 Unported (CC BY 3.0)

This is a human-readable summary of (and not a substitute for) the [license](#).

[Disclaimer](#)



You are free to:

Share — copy and redistribute the material in any medium or format

Adapt — remix, transform, and build upon the material

for any purpose, even commercially.

The licensor cannot revoke these freedoms as long as you follow the license terms.

Under the following terms:



Attribution — You must give **appropriate credit**, provide a link to the license, and **indicate if changes were made**. You may do so in any reasonable manner, but not in any way that suggests the licensor endorses you or your use.

No additional restrictions — You may not apply legal terms or **technological measures** that legally restrict others from doing anything the license permits.

<http://hdl.handle.net/2440/99112>

Editorial

Structurally and Elementally Promoted Nanomaterials for Photocatalysis

**Tian-Yi Ma,¹ Zhan-Ying Zhang,² Jian-Liang Cao,²
Luminita Andronic,³ Yong Ma,⁴ and Lei Liu⁵**

¹ School of Chemical Engineering, The University of Adelaide, Adelaide, SA 5005, Australia

² School of Materials Science and Engineering, Henan Polytechnic University, Jiaozuo, Henan 454000, China

³ Centre of Renewable Energy Systems and Recycling, Transilvania University of Brasov, Eroilor 29, 500036 Brasov, Romania

⁴ College of Chemistry, Chemical Engineering and Food Safety, Bohai University, Jinzhou, Liaoning 121013, China

⁵ School of Materials Science and Engineering, Shandong University of Science and Technology, Qingdao, Shandong 266590, China

Correspondence should be addressed to Tian-Yi Ma; matianyichem@gmail.com, Jian-Liang Cao; caojianliang@gmail.com and Yong Ma; mayong0416@163.com

Received 14 April 2014; Accepted 14 April 2014; Published 28 May 2014

Copyright © 2014 Tian-Yi Ma et al. This is an open access article distributed under the Creative Commons Attribution License, which permits unrestricted use, distribution, and reproduction in any medium, provided the original work is properly cited.

Due to the increasingly polluted environment and the gradual depletion of fossil fuel reserves, the development of renewable technologies for environmental remediation and energy production is highly desirable. The photoenergy, specifically the solar energy, represents the ultimate energy source to sustain all lives on our planet and is also the energy source of the fossil fuels that are driving our technology. Thus, the direct harvest and conversion of solar energy into usable energy format are urgently required and considerably meet the requirements for the current issues on environment and energy, in which photocatalysis process initiated on nanomaterials is a crucial element, due to its inexpensive and clean nature by using abundant, cheap, and environmental friendly chemical reagents, energy source, and catalysts without secondary pollution [1]. Generally, nanomaterials for photocatalysis focus mainly on four aspects, namely, photocatalytic degradation of organic pollutants, photocatalytic water splitting to produce H₂ and O₂, photocatalytic reduction of CO₂, and photocatalytic synthesis for organic substances [2].

Nanostructured materials have attracted considerable attention for photocatalysis due to their unique physical and chemical properties in comparison to their bulk counterparts. These diverse nanostructures such as nanocrystals, nanopores, nanotubes, nanorods, nanowires, and other more complex hierarchical architectures with large surface areas,

high surface to volume ratios, and numerous accessible catalytic active sites as well as efficient mass transport have been demonstrated to show extraordinary photocatalytic activity [3]. On the other hand, the manipulation of chemical compositions of nanomaterials is also effective in improving their photocatalysis performance, aiming at altering the electronic structures of catalysts and their surface properties. One of the well-known examples is the chemically doping of foreign elements which can greatly regulate the optical property of the resultant nanostructured TiO₂, leading to extended photoabsorption range and reducing the recombination of photoinduced electrons and holes [4].

Therefore, engineering of both the chemical composition and the morphology is of significant importance in promoting the specific photocatalytic activity of nanomaterials, which are extensively utilized by the novel works involved in this special issue, including 1 review article and 12 research papers. The review article summarized the hierarchical architectures from inorganic nanocrystal self-assembly, which show collective properties that differ from individual nanocrystals and bulk samples and exhibit many superiority in mass transfer and light harvesting, thus finding great application potential in photoenergy storage and conversion including photodegradation, photocatalytic H₂ production, photocatalytic CO₂ conversion, and sensitized solar cells.

In the research articles, different synthetic strategies were employed to construct delicate semiconductor nanostructures for photocatalysis, that is, synthesis of hierarchically porous α -FeOOH, macroporous TiO₂, and mesoporous TiO₂-SnO₂ nanocomposites via a polystyrene microsphere-templating route for high-performance photodegradation of organic dyes, sonochemical preparation of mesoporous N-doped TiO₂ nanoparticles for Rhodamine B photodegradation, solvothermal synthesis of Zn₂SnO₄ nanocrystals with high methyl orange degrading property, and fabrication of flower-like Cu₂ZnSnS₄ nanoflakes through a microwave-assisted solvothermal pathway with a direct band gap of 1.52 eV for efficient photoresponse.

Moreover, a comprehensive study was established for the synthesis of Cu-TiO₂ nanotubes by electrochemical anodization and wet impregnation for UV photocatalysis removal of low-concentration Pb (II) ions. Mesoporous nanocrystalline titania photocatalysts were prepared in both acidic and basic media with the assistance of micellar surfactants, showing high photocatalytic activity in naphthalene degradation. The visible-light driven photocatalytic and photoelectrocatalytic degradation of humic acid was achieved by Cu/N codoped TiO₂ films grown on Ti substrates.

We do believe that these review and research articles will not only enrich our knowledge on promoting the nanophotocatalysis in structural and elemental aspects but also indicate the existence of a lot more technological issues which make this field more attractive and challenging.




Acknowledgments

We would like to express our thanks to the contributing authors for submitting their manuscripts and the reviewers for ensuring high quality of the published papers.

*Tian-Yi Ma
Zhan-Ying Zhang
Jian-Liang Cao
Luminita Andronic
Yong Ma
Lei Liu*

References

- [1] A. L. Linsebigler, G. Lu, and J. T. Yates Jr., "Photocatalysis on TiO₂ surfaces: principles, mechanisms, and selected results," *Chemical Reviews*, vol. 95, no. 3, pp. 735–758, 1995.
- [2] M. R. Hoffmann, S. T. Martin, W. Choi, and D. W. Bahnemann, "Environmental applications of semiconductor photocatalysis," *Chemical Reviews*, vol. 95, no. 1, pp. 69–96, 1995.
- [3] Y. Qu and X. Duan, "Progress, challenge and perspective of heterogeneous photocatalysts," *Chemical Society Reviews*, vol. 42, pp. 2568–2580, 2013.
- [4] L. Jing, W. Zhou, G. Tian, and H. Fu, "Surface tuning for oxide-based nanomaterials as efficient photocatalysts," *Chemical Society Reviews*, vol. 42, pp. 9509–9549, 2013.



Hindawi

Submit your manuscripts at
<http://www.hindawi.com>

